



**NOTICE OF SPECIAL WORK SESSION AND REGULAR MEETING AGENDA  
LANCASTER CITY COUNCIL  
MUNICIPAL CENTER CITY COUNCIL CHAMBERS  
211 N. HENRY STREET, LANCASTER, TEXAS**



**Monday, February 27, 2023 - 7:00 PM**

**While one or more City Council Members may be present via video or audio link, a quorum of the City Council will be at the Municipal Center-City Council Chambers, as required by the Texas Open Meetings Act.**

**Please click the link below for forms:**

<https://www.lancaster-tx.com/1413/Notice-Regarding-Public-Participation>

**Please click the link below to join the webinar:**

<https://us02web.zoom.us/j/87299018392?pwd=a0ZiSnNNR1BYNCtwMXBsakpMb1BIUT09>

**The meeting will be broadcast live via video at the following address:**

<http://www.lancaster-tx.com/324/Watch-Meetings>

**7:00 P.M. SPECIAL WORK SESSION**

1. Discuss and receive a presentation regarding Short-Term Rentals.
2. Receive a presentation regarding vacant commercial buildings.

**ADJOURNMENT**

**7:15 P.M. REGULAR MEETING:**

**CALL TO ORDER**

**INVOCATION:** Lancaster Interdenominational Ministerial Alliance

**PLEDGE OF ALLEGIANCE:** Councilmember Marco Mejia

**PUBLIC TESTIMONY/CITIZENS COMMENTS:**

At this time, citizens who have pre-registered before the call to order will be allowed to speak on any matter for a length of time not to exceed three minutes. No Council action or discussion may take place on a matter until such matter has been placed on an agenda and posted in accordance with law. Anyone desiring to speak on an item scheduled for a public hearing is requested to hold their comments until the public hearing on that item.

**CONSENT AGENDA:**

Items listed under the consent agenda are considered routine and are generally enacted in one motion. The exception to this rule is that a Council Member may request one or more items to be removed from the consent agenda for separate discussion and action.

1. Consider approval of minutes from the Special Meeting held on February 6, 2023.
2. Consider a resolution approving the terms and conditions of a Joint Election Contract and Election Services Agreement with Dallas County Elections to conduct a municipal General Election for the election of one councilmember for District 2, one councilmember for District 4, and one councilmember for District 6 to be held on Saturday, May 6, 2023.

Considere una resolución aprobando los términos y condiciones del Contrato Elección Conjunta y servicios de la elección con las elecciones del condado de Dallas para llevar a cabo una elección general municipal para la elección de los distritos 2, 4 y 6 que se celebrará el Sábado, 6 de Mayo 2023.

3. Consider a resolution accepting the 2022 Lancaster Police Department Racial Profiling Analysis Annual Report.
4. Consider a resolution accepting the Annual Comprehensive Financial Report (ACFR) for the fiscal year ended September 30, 2022.

#### **EXECUTIVE SESSION:**

5. In accordance with Chapter 551 of the Texas Government Code (the Texas Open Meetings Act), the City Council may meet in executive session to discuss the following:
  1. Section 551.071 (1)(A)(1) and (2) to seek legal advice from the City Attorney re: emergency response facilities; and
  2. Proposed creation of special purpose corporation. (Texas Gov't Code Section 551.071(2); and
  3. Proposed purchase, exchange, lease, or value of real property or interest in real property. (Texas Gov't Code Section 551.072).
6. Reconvene into open session. Consider and take appropriate action(s), if any, on closed/executive session matters.

#### **ADJOURNMENT**

---

EXECUTIVE SESSION: The City Council reserves the right to convene into executive session on any posted agenda item pursuant to Section 551.071(2) of the Texas Government Code to seek legal advice concerning such subject.

---

ACCESSIBILITY STATEMENT: Meetings of the City Council are held in municipal facilities that are wheelchair-accessible. For sign interpretive services, call the City Secretary's office, 972-218-1311, or TDD 1-800-735-2989, at least 72 hours prior to the meeting. Reasonable accommodation will be made to assist your needs.

---

PURSUANT TO SECTION 30.06 PENAL CODE (TRESPASS BY HOLDER WITH A CONCEALED HANDGUN), A PERSON LICENSED UNDER SUBCHAPTER H, CHAPTER 411, GOVERNMENT CODE (HANDGUN LICENSING LAW), MAY NOT ENTER THIS PROPERTY WITH A CONCEALED HANDGUN.

CONFORME A LA SECCION 30.06 DEL CODIGO PENAL (TRASPASAR PORTANDO ARMAS DE

FUEGO CON LICENCIA) PERSONAS CON LICENCIA BAJO DEL SUB-CAPITULO 411, CODIGO DEL GOBIERNO (LEY DE PORTAR ARMAS), NO DEBEN ENTRAR A ESTA PROPIEDAD PORTANDO UN ARMA DE FUEGO OCULTADA.

PURSUANT TO SECTION 30.07 PENAL CODE (TRESPASS BY HOLDER WITH AN OPENLY CARRIED HANDGUN), A PERSON LICENSED UNDER SUBCHAPTER H, CHAPTER 411, GOVERNMENT CODE (HANDGUN LICENSING LAW), MAY NOT ENTER THIS PROPERTY WITH A HANDGUN THAT IS CARRIED OPENLY.

CONFORME A LA SECCION 30.07 DEL CODIGO PENAL (TRASPASAR PORTANDO ARMAS DE FUEGO AL AIRE LIBRE CON LICENCIA) PERSONAS CON LICENCIA BAJO DEL SUB-CAPITULO H, CAPITULO 411, CODIGO DE GOBIERNO (LEY DE PORTAR ARMAS), NO DEBEN ENTRAR A ESTA PROPIEDAD PORTANDO UN ARMA DE FUEGO AL AIRE LIBRE.

---

### Certificate

**I hereby certify the above Notice of Meeting was posted at Lancaster City Hall on February 24, 2023, @ 6:55 p.m. and copies thereof were provided to the Mayor, Mayor Pro-Tempore, Deputy Mayor Pro-Tempore and Council members.**

A handwritten signature in blue ink, reading "Carey D. Neal, Jr.", is positioned above a horizontal line.

Carey D. Neal, Jr.

Assistant City Manager

## CITY OF LANCASTER CITY COUNCIL

### City Council Regular Meeting

1.

**Meeting Date:** 02/27/2023

**Policy Statement:** This request supports the City Council 2022-2023 Policy Agenda

**Goal(s):** Quality Development

**Submitted by:** David Ritter, City Attorney  
Opal Mauldin-Jones, City Manager

---

### **Agenda Caption:**

Discuss and receive a presentation regarding Short-Term Rentals.

### **Background:**

As prescribed in the City Council Rules and Procedures as amended August 2022, Section D. Council agenda process Sub Section 1.b, Councilmember Carol Strain-Burk requested an item on the agenda to discuss short-term rentals. During the Strategic Planning Session in June and July of 2017, City Council identified the goal to establish a program to address short-term rentals.

In November 2018 at a City Council Regular Meeting, Council considered an ordinance amending the Lancaster Code of Ordinances Article 6.12 Single-Family and Duplex Rental Property Regulations and various Subsections of Article 6.12 to establish Short-term Rentals (STRs) owner application and property registration regulations.

Ordinance No. 2018-11-45 defines Short-term rentals as “the rental of any dwelling unit, or a portion thereof, for a period of less than thirty (30) days. The term does not include: (1) a bed and breakfast; or (2) a hotel, as those terms are defined in the Lancaster Development Code (LDC), as amended.”

At the December 13, 2021, City Council Regular Meeting, City Council amended the Lancaster Code of Ordinances Article 6.12 related to residential inspections in order to provide increased code enforcement tools for problem properties that generate repeated complaints or citations.

Council will receive a presentation.



## CITY OF LANCASTER CITY COUNCIL

### City Council Regular Meeting

2.

**Meeting Date:** 02/27/2023

**Policy Statement:** This request supports the City Council 2022-2023 Policy Agenda

**Goal(s):** Healthy, Safe & Engaged Community  
Quality Development

**Submitted by:** David Ritter, City Attorney  
Opal Mauldin-Jones, City Manager

---

### **Agenda Caption:**

Receive a presentation regarding vacant commercial buildings.

### **Background:**

As prescribed in the City Council Rules and Procedures as amended August 2022, Section D. City Council agenda process Sub Section 1.b, Councilmember Strain-Burk requested an item on the agenda to discuss vacant commercial buildings with the City.

During the June 28, 2021, special work session meeting, the City Attorney, David Ritter, presented an agenda item concerning vacant commercial buildings. The presentation gave specific attention to property maintenance, as well as, an overview of the number of vacant commercial properties over five thousand (5,000) square feet, within the City.

City Council will receive a presentation.

## CITY OF LANCASTER CITY COUNCIL

### City Council Regular Meeting

1.

**Meeting Date:** 02/27/2023

**Policy Statement:** This request supports the City Council 2022-2023 Policy Agenda

**Goal(s):**

- Financially Sound Government
- Healthy, Safe & Engaged Community
- Sound Infrastructure
- Quality Development
- Professional and Committed City Workforce

**Submitted by:** Angie Arenas, City Secretary

---

### **Agenda Caption:**

Consider approval of minutes from the Special Meeting held on February 6, 2023.

### **Background:**

Attached for your review and consideration are minutes for the Special meeting held on February 6, 2023.

### **Attachments**

Draft Minutes- February 06, 2023

---

## MINUTES

### LANCASTER CITY COUNCIL SPECIAL MEETING OF FEBRUARY 6, 2023

The City Council of the City of Lancaster, Texas, met in a called Special Meeting in the Council Chambers of City Hall on February 6, 2023 at 7:00 p.m. with a quorum present to-wit:

#### **Councilmembers Present (City Hall & Zoom):**

Mayor Clyde C. Hairston  
Carol Strain-Burk  
Stanley M. Jaglowski  
Marco Mejia  
Keithsha C. Wheaton  
Deputy Mayor Pro-Tem Mitchell Cheatham  
Mayor Pro-Tem Betty Gooden-Davis

#### **City Staff Present**

Opal Mauldin-Jones, City Manager  
Sorangel O. Arenas, City Secretary  
David T. Ritter, City Attorney  
Carey Neal, Assistant City Manager  
Jermaine Sapp, Director of Equipment and Facility Services  
Ray Silva-Reyes, Assistant City Manager  
Dori Lee, Director of Human Resources

#### **Call to Order:**

Mayor Hairston called the meeting to order at 7:00 p.m. on February 6, 2023.

#### **Public Testimony/Citizen's Comments:**

There were no speakers.

#### **Executive Session:**

1. In accordance with Chapter 551 of the Texas Government Code (the Texas Open Meetings Act), the City Council may meet in executive session to discuss the following:
  1. Section 551.071 (1)(A)(1) and (2) to seek legal advice from the City Attorney re: emergency response facilities.

The City Council recessed for Executive Session at 7:02 p.m. and reconvened into open session at 8:50 p.m.

No action on item 1.

**MOTION:** Councilmember Mejia made a motion, seconded by Mayor Pro-Tem Gooden-Davis to adjourn. The vote was cast 7 for, 0 against.

The meeting was adjourned at 8:51 p.m.

**ATTEST:**

**APPROVED:**

---

Sorangel O. Arenas, City Secretary

---

Clyde C. Hairston, Mayor

## CITY OF LANCASTER CITY COUNCIL

### City Council Regular Meeting

2.

**Meeting Date:** 02/27/2023

**Policy Statement:** This request supports the City Council 2022-2023 Policy Agenda

**Goal(s):** Healthy, Safe & Engaged Community

**Submitted by:** Sorangel O. Arenas, City Secretary

---

#### **Agenda Caption:**

Consider a resolution approving the terms and conditions of a Joint Election Contract and Election Services Agreement with Dallas County Elections to conduct a municipal General Election for the election of one councilmember for District 2, one councilmember for District 4, and one councilmember for District 6 to be held on Saturday, May 6, 2023.

Considere una resolución aprobando los términos y condiciones del Contrato Elección Conjunta y servicios de la elección con las elecciones del condado de Dallas para llevar a cabo una elección general municipal para la elección de los distritos 2, 4 y 6 que se celebrará el Sábado, 6 de Mayo 2023.

#### **Background:**

On May 6, 2023, the City will conduct a municipal General Election to elect councilmembers for Districts 2, 4, and 6 for a three-year term.

#### **Operational Considerations:**

Dallas County Elections has the staff, equipment, and expertise to efficiently conduct elections. Participating with other municipalities and school districts helps defray the cost of the election and streamlines the voting process for residents.

#### **Legal Considerations:**

The election services agreement is attached. The City Attorney has reviewed and approved the resolution as to form.

#### **Public Information Considerations:**

This item is being considered at a Regular Meeting of the City Council noticed in accordance with the Texas Open Meetings Act.

#### **Fiscal Impact:**

The City's final cost depends on how many entities contract with Dallas County for election services. Recent general municipal election costs are outlined below.

<b>Election Year</b>	<b>Costs</b>
May 2023	\$37,455.82
May 2022	\$19,328.49
May 2021	\$0.00 (election canceled)
May 2020	\$10,153.88
May 2019	\$22,391.76

Estimated costs for the City's election are calculated by Dallas County Elections based on various factors including shared polling locations and total number of governing entities that participate in the election. If a run-off election is required, the City will incur additional costs.

**Options/Alternatives:**

1. City Council may approve the resolution, as presented.
2. City Council may deny the resolution and direct staff.

**Recommendation:**

Staff recommends approval of the resolution contracting with Dallas County Elections for election services, as presented.

**Attachments**

Resolution

Exhibit 1

---

**RESOLUTION NO.**

**A RESOLUTION OF THE CITY COUNCIL OF THE CITY OF LANCASTER, TEXAS, APPROVING THE TERMS AND CONDITIONS OF A JOINT ELECTION CONTRACT AND ELECTION SERVICES AGREEMENT WITH DALLAS COUNTY ELECTIONS TO CONDUCT A MUNICIPAL GENERAL ELECTION FOR THE ELECTION OF ONE COUNCILMEMBER FOR DISTRICT 2, ONE COUNCILMEMBER FOR DISTRICT 4 AND ONE COUNCILMEMBER FOR DISTRICT 6 TO BE HELD ON SATURDAY, MAY 6, 2023; AUTHORIZING THE CITY MANAGER TO EXECUTE SAID CONTRACT; AND PROVIDING AN EFFECTIVE DATE.**

**WHEREAS**, the City of Lancaster will hold a municipal General Election for the election of a councilmember for Districts 2, 4, and 6 to be held on Saturday, May 6, 2023; and

**WHEREAS**, the City of Lancaster desires to participate with other municipalities and entities in Dallas County to help defray the costs of such elections and streamline the voting process for residents; and

**WHEREAS**, it is the desire of the City of Lancaster to secure election services from Dallas County Elections;

**NOW, THEREFORE, BE IT REMEMBERED THAT** on this the 27<sup>th</sup> day of February, 2023, at a duly convened meeting of the City Council of the City of Lancaster, Texas, a quorum being present, the Council issued the following order:

**SECTION 1.** That the Dallas County Joint Election Contract and Election Services Agreement attached hereto and incorporated herein by reference as Exhibit "1", having been reviewed by the City Council of the City of Lancaster, Texas, and found to be acceptable and in the best interest of the City and its citizens, be, and the same is hereby, in all things approved.

**SECTION 2.** That the City Manager is hereby authorized to execute the Joint Election Contract and Election Services Agreement with Dallas County Elections to conduct a general and special election.

**SECTION 3.** This resolution shall become effective immediately from and after its passage, as the law and charter in such cases provide.

**DULY PASSED** and approved by the City Council of the City of Lancaster, Texas on this the 27<sup>th</sup> day of February 2023.

**ATTEST:**

**APPROVED:**

\_\_\_\_\_  
Sorangel O. Arenas, City Secretary

\_\_\_\_\_  
Clyde C. Hairston, Mayor

**APPROVED AS TO FORM:**

\_\_\_\_\_  
David T. Ritter, City Attorney

**ELECTION SERVICES CONTRACT ("Election Services Contract" or "Contract")  
BETWEEN DALLAS COUNTY ON BEHALF OF THE DALLAS COUNTY ELECTIONS ADMINISTRATOR  
AND**

**City of Balch Springs (COBS)  
City of Carrollton (COC)  
City of Cedar Hill (COCH)  
City of Coppell (COCp)  
City of Dallas (COD)  
City of Desoto (CODE)  
City of Duncanville (CODu)  
City of Farmers Branch (COFB)  
City of Garland (COG)  
City of Grand Prairie (COGP)  
City of Hutchins (COH)  
City of Irving (COI)  
City of Lancaster (COL)  
City of Lewisville (COLe)  
City of Richardson (COR)  
City of Rowlett (CORO)  
City of Sachse (COSa)  
City of Seagoville (COS )  
City of Wilmer (COW)  
City of Wylie (COWY)  
Town of Addison (TOA)  
Town of Sunnyvale (TOS)  
Carrollton-Farmers Branch ISD (CFBISD)  
Cedar Hill ISD (CHISD)  
Coppell ISD (CISD)  
Dallas ISD (DISD)  
DeSoto ISD (DeISD)  
Duncanville ISD (DISD)  
Ferris ISD (FISD)  
Garland ISD (GISD)  
Grand Prairie ISD (GPISD)  
Highland Park ISD (HPISD)  
Irving ISD (IISD)  
Lancaster ISD (LISD)  
Mesquite ISD (MISD)  
Richardson ISD (RISD)  
Sunnyvale ISD (SISD)**

**FOR THE CONDUCT OF A JOINT AND SPECIAL ELECTION  
TO BE HELD SATURDAY, MAY 6, 2023  
TO BE ADMINISTERED BY THE DALLAS COUNTY ELECTIONS DEPARTMENT**

**1) STATUTORY AUTHORITY FOR AND PARTIES TO THIS ELECTION SERVICES CONTRACT**

- a) Michael Scarpello is the duly appointed County Elections Administrator (“Elections Administrator”) of Dallas County, Texas (“County”) and the Department Head of the Dallas County Elections Department (“DCED”). As such, Michael Scarpello is the County’s Voter Registrar and the Election Officer of Dallas County, Texas and is authorized by Subchapter D of Chapter 31 of Title 3 and Chapter 271 of Title 16 of the Texas Election Code to enter into this Election Services Contract (“Election Services Contract” or “Contract”) with the contracting authorities of the Participating Political Subdivisions listed in “Attachment F” of this Election Services Contract. DCED acts at the direction of the Elections Administrator. The County Elections Administrator, DCED, and the Participating Political Subdivisions together may be referred to collectively as “Parties” or individually as “Party.”
- b) The contracting authorities of the Participating Political Subdivisions that are participating in this Election Services Contract are listed on the face page of this agreement and in “Attachment F” of this Election Services Contract and are hereby participating with each other in this **Joint and Special Election to be held in Dallas County, Texas on Saturday, May 6th, 2023** under Chapter 271 of Title 16 of the Texas Election Code (“Joint Election”); and are hereby contracting with the Elections Administrator of Dallas County, Texas to perform the election services set forth in this Election Services Contract under Subchapter D of Chapter 31 of Title 3 of the Texas Election Code. The Participating Political Subdivisions acknowledge that they are participating in this Joint Election with each other to the extent that they have candidates and/or propositions on the ballot in this Joint Election. The terms and conditions of this Elections Services Contract also apply to any run-off election or re-count related to this Joint Election, unless otherwise agreed in writing.
- c) The Elections Administrator will coordinate, supervise, and handle all aspects of administering this Joint Election in accordance with the provisions of the Texas Election Code and as outlined in this Election Services Contract. Each contracting authority of each Participating Political Subdivision will pay its share of the Election Costs to the Elections Administrator for the equipment, supplies, services, and administrative costs outlined in this Election Services Contract. The Elections Administrator will administer the election; however, each Participating Political Subdivision will be responsible for the duties directly administered by the Participating Political Subdivision. Pursuant to Texas Election Code §§ 31.093, and 31.098, the Elections Administrator may enter into a contract to furnish the election services requested within this Election Services Contract.
- d) If applicable and in the event a runoff election is necessary, the date of the runoff for this Joint election would be **Saturday, June 10, 2023**. This Elections Services Contract



and its terms will be automatically extended to cover the Joint Runoff Election, unless a Participating Political Subdivision states in writing **on or before Friday, May 19, 2023** that it does not wish to participate in a Joint Runoff Election contemplated herein. DCED will provide each Participating Political Subdivision to which this Section 1(d) applies an estimated cost based on the formula in Section 10 (b), and such estimated costs will be paid in accordance with Section 10(e) (“Joint Runoff Fees”).

- e) Joint Runoff Fees will be deposited into a special and separate Joint Runoff Election account. The Joint Runoff Fees must be deposited within seven (7) days after DCED provides uncertified results.
  - f) In the event of a recount and upon a Participating Political Subdivision’s written request, the DCED will provide assistance for a recount to the extent permitted and in accordance with Title 13 of the Texas Election Code (“Recount(s)”). The Participating Political Subdivisions requesting a Recount shall deposit with DCED the deposit received by the candidate requesting the Recount. DCED will bill each requesting Participating Political Subdivision for providing assistance for any Recounts, and such costs will be in accordance with the allowable costs under the Texas Election Code (“Recount Fees”). Recount Fees will be paid by the requesting Participating Political Subdivisions in accordance with Section 10 (e).
- 2) **ATTACHMENTS** The following attachments are hereby incorporated into this Election Services Contract as if set forth herein in their entirety. The Participating Political Subdivisions acknowledge that the following attachments are subject to reasonable changes by the Dallas County Elections Administrator before, during, and after Election Day and any runoff election(s), if any runoff election(s) are required by law to be held.
- a) **“Attachment A”** is an itemized list of the estimated election expenses for this Joint Election and the amounts that each Participating Political Subdivision must deposit with the Dallas County Elections Department. It also includes the Deposit Detail for each entity. The Elections Administrator will amend “Attachment A” to reflect the changing estimates of election expenses that are caused by changing circumstances and by the withdrawal of Participating Political Subdivision(s), if any, from this Election Services Contract.
  - b) **“Attachment B”** is a list of the early voting polling places for this Joint Election. (“early voting vote center(s), or “early voting polling place(s)”
  - c) **“Attachment C”** is a list of the Election Day Countywide polling places (“vote center(s)”) for this Joint Election.
  - d) **“Attachment D”** is a list of the people that the Dallas County Elections Administrator will appoint as deputy early voting clerks for this Joint Election.
  - e) **“Attachment E”** is a list of the presiding election judges and alternate election judges for Election Day for this Joint Election.

- f) **“Attachment F”** is a list of the Participating Political Subdivisions that will be holding elections in Dallas County election precincts and sub-precincts and the number of registered voters in each of those election precincts or sub-precincts. “Attachment F” will be amended if any of the Participating Political Subdivisions withdraw from this Election Services Contract. “Attachment F” will be amended to reflect the number of registered voters in each election precinct and sub-precinct as of the statutory deadline of **April 6, 2023**, for voters to submit applications to register to vote or changes of address in this Joint Election.
- g) **“Attachment G”** is a list of the Participating Political Subdivisions & Ballot Details
- h) **“Attachment H”** will contain, for each Participating Political Subdivision, the full name of the person serving as a point of contact, the physical address, the mailing address, a facsimile number, and an email address. “Attachment H” will be amended if any of the Participating Political Subdivisions withdraw from this Election Services Contract.
- i) Within five (5) business days after any of the foregoing attachments are amended by the Elections Administrator, the Elections Administrator will send each Participating Political Subdivision an amended version of the amended attachment by email to the email address provided by each Participating Political Subdivision in “Attachment H.”

### 3) LEGAL DOCUMENTS

- a) Each Participating Political Subdivision will prepare, adopt, and publish all legally required election orders, resolutions, notices, and other documents that are required by, or of, their governing bodies. Any orders, resolutions, notices, or other documents that are required to be posted to the County’s website shall be provided by each Participating Political Subdivision to the Elections Administrator at least three (3) business days before the statutory deadline to post and such orders, resolutions, notices, or other documents shall be posted to the County’s website as directed by the Participating Political Subdivisions. Any orders, resolutions, notices, or other documents that are required to be posted at an early voting or election day vote center shall be provided by each Participating Political Subdivision to the Elections Administrator at least seven (7) business days before the statutory deadline to post and such orders, resolutions, notices, or other documents will be provided to each election judge or clerk for posting. **The County, the Elections Administrator, and DCED is not responsible for the proper posting or verification of posting of any required notice, order, resolution, or other documents at any early voting or election day vote center.** The election judge, clerk, or their designee, at each early voting or election day vote center will be responsible for the posting of any such notice and verification of such posting to the Participating Political Subdivision. Such documents can be sent to the attention of: **Michael Scarpello, Elections Administrator at 1520 Round Table Drive, Dallas, Texas 75247; or, emailed to DCECommunications@dallascounty.org, with a copy sent to Michael.Scarpello@dallascounty.org on all communications related to legal documents and questions regarding this election.**

- b) Each Participating Political Subdivision is responsible for having its own election orders, resolutions, notices, or official ballot wording translated into the Spanish and Vietnamese languages.

#### 4) VOTING SYSTEMS

- a) Each Participating Political Subdivision agrees that, during this Joint Election, voters will cast their ballots on the following voting systems, that are approved by the Texas Secretary of State in accordance with the Texas Election Code and the Texas Administrative Code: the ES&S ExpressVote Universal Voting System Ballot Marking Devices (“BMD(s)”), and the ES&S DS200 Digital Vote Center Scanner (“Tabulators”). Each of these systems are accessible to voters with physical disabilities. **On March 22, 2023 beginning at 10:00 A.M.**, until completed, at the County Elections Department at 1520 Round Table Drive, Dallas, Texas 75247, the Elections Administrator will test the BMDs and Tabulators used for counting ballots at the central counting station. At least 48 hours before the date and hour of each test, the Elections Administrator will publish a newspaper notice with the date, hour, and place of the testing.
- b) The Elections Administrator will provide Electronic Poll Books, BMDs, Tabulators, and any other necessary equipment for this Joint Election. For Early Voting and on Election Day, the Elections Administrator will allocate voting equipment to the vote centers in amounts reasonably sufficient for the anticipated turnout of voters.
- c) The itemized list of the estimated election expenses for this Joint Election are in “Attachment A,” which includes, but may not be limited to the number of Electronic Poll Books, BMDs, Tabulators, and any other necessary equipment.

#### 5) POLLING PLACES/VOTE CENTERS

- a) The Elections Administrator will select and arrange for the use of and payment for all of the early voting vote centers listed in “Attachment B” and the Election Day vote centers listed in “Attachment C”. Early voting polling places and vote centers identified in Attachments “B” and “C” cannot be changed by a Participating Political Subdivision, but the Elections Administrator may consider changes requested by a Participating Political Subdivision. Any changes to vote centers are subject to the procedures outlined in Section 43.007 of the Texas Election Code. The Elections Administrator will finalize the vote centers as soon as possible before this Joint Election.
- b) Whenever possible, previously used vote centers that voters are accustomed to using will be used in this Joint Election; however, the Participating Political Subdivisions acknowledge that sometimes previously used vote centers are not available or appropriate for every election. Accessibility under the Americans with Disabilities Act is an important consideration for all vote centers in this Joint Election.
- c) In accordance with Section 43.007(o) of the Texas Election Code, the Elections Administrator will post a notice at each vote center of the four nearest vote centers by

driving distance. The Participating Political Subdivisions shall be responsible for any notices required under Section 43.062 of the Texas Election Code.

**6) PRESIDING ELECTION JUDGES, ALTERNATE PRESIDING ELECTION JUDGES, ELECTION CLERKS, AND OTHER ELECTION DAY PERSONNEL**

- a) In accordance with Sections 32.002 and 32.005 of the Texas Election Code, the Participating Political Subdivisions are responsible for the appointment of the presiding election judges and alternate election judges listed in "Attachment E" for each vote center listed in "Attachment C" subject to the eligibility requirement found in the Texas Election Code Subchapter C, Chapter 32 and Subchapter A, Chapter 83. The Parties acknowledge that approval of this Election Services Contract by the Participating Political Subdivisions shall constitute approval and appointment of the Judges and Alternate Judges listed in "Attachment E" by the Participating Political Subdivisions. The alternate presiding judge shall serve as presiding judge for an election if the regularly appointed presiding judge cannot serve. The Elections Administrator will be responsible for the administration of the election judges listed in "Attachment E".
- b) In accordance with Section 32.007 of the Texas Election Code, if a person appointed as a presiding election judge or alternate election judge becomes ineligible to serve as such in this Joint Election, and the presiding officer of the appointing authority is unavailable to appoint a replacement, then the Election Administrator will name a replacement presiding election judge or alternate election judge, amend "Attachment E" accordingly, and send each Participating Political Subdivision the amended "Attachment E" by email within five (5) business days after naming a replacement presiding judge or alternate presiding judge, and in any event no later than the time for closing the polls for the Joint Election..
- c) In accordance with Section 32.007 of the Texas Election Code If a person is unable or unwilling to serve as a presiding election judge or an alternate election judge, and the presiding officer of the appointing authority is unavailable to appoint a replacement, then the Elections Administrator will name a replacement presiding election judge or alternate presiding judge, and send each Participating Political Subdivision the amended "Attachment E" by email within five (5) business days after naming a replacement presiding judge or alternate presiding judge, and in any event no later than the time for closing the polls for the Joint Election.
- d) The Elections Administrator will provide county training programs and applicable notice of such training programs, in keeping with Section 32.114 of the Texas Election Code, for all of the presiding election judges, alternate election judges, and election clerks for this Joint Election. Pursuant to Section 32.114(b), the training programs will be open to the public free of charge.
- e) To serve in this Joint Election, each presiding election judge and alternate election judge must have attended either an online or in-person training class which includes information regarding recent law changes, court rulings, Voter ID laws, poll watcher rules,

election equipment, election procedures, and COVID-19 safety procedures. New judges and election clerks must attend an in-person training class.

- f) The Elections Administrator will notify the Participating Political Subdivisions by email and post on the DCED's website the dates, times, and locations of training classes for both Early Voting and Election Day workers.
- g) To comply with the Federal Voting Rights Act of 1965, as amended, vote centers are required to have interpreter assistance. If a presiding election judge of such a vote center is not bilingual and is unable to hire a bilingual election clerk, the Elections Administrator may recommend an individual to provide interpreter assistance. If the Elections Administrator is unable to recommend an individual to provide interpreter assistance for such a vote center, the Elections Administrator will notify the Participating Political Subdivision and request assistance in identifying an interpreter. In the event that a bilingual election clerk is hired by the Elections Administrator for a vote center required to have interpreter assistance, the bilingual clerk will be paid according to a rate set by the Elections Administrator. The Elections Administrator will charge that expense to the funds deposited with the Dallas County Elections Department for the conduct of the elections listed in this Election Services Contract. A Participating Political Subdivision may pay more money to a bilingual clerk than the rate set by the Elections Administrator, however that expense will be borne by that Participating Political Subdivision individually and that extra expense will not be charged to the funds deposited with the Dallas County Elections Department for the conduct of the elections listed in this Election Services Contract.
- h) The Elections Administrator will notify all presiding election judges and alternate election judges about the eligibility requirements of Subchapter C of Chapter 32 of Title 3 of the Texas Election Code and Section 271.005 of the Texas Election Code. The Elections Administrator will take the necessary steps to ensure that all of the presiding election judges, and alternate election judges appointed to serve during this Joint Election are eligible to serve and qualified to serve in this Joint Election. Under Section 32.031 of the Texas Election Code, the presiding election judge for each vote center shall appoint the election clerks to assist the presiding election judge in the conduct of the election at the vote center served by the presiding election judge on Election Day.
- i) The presiding election judges are responsible for picking up election supplies at the time and place determined by the Elections Administrator, which will be set forth in the letter to the presiding election judges requesting service for this election. Payments for the presiding election judge will be specified in "Attachment A."
- j) Any Participating Political Subdivision electing to pay their election workers for attending a training class must bear that expense separately from the funds deposited into this Joint Election account.
- k) The Elections Administrator will employ and or contract for other personnel necessary for the proper administration of the election, including such part-time help as is necessary to

prepare for the election, to ensure the timely delivery of services, supplies, assistance, and equipment, during the period of early voting and on Election Day, and for the efficient tabulation of ballots at the central counting station.

## **7) SUPPLIES AND PRINTING**

- a) The Elections Administrator will obtain and distribute all of the election supplies and election printing necessary for this Joint Election, including, but not limited to, all forms, signs, and other materials used by the presiding election judges and clerks at the vote centers.
- b) The Elections Administrator will provide maps, if necessary, instructions, and other information that the presiding election judges need to conduct this Joint Election.
- c) Each Participating Political Subdivision must deliver a list to the Elections Administrator of candidates and propositions for their elections. The list must be in English, Spanish, and Vietnamese. The list must include the ballot positions for the candidates and the propositions. The list must include the correct spelling of each candidate's name and the precise wording of all the propositions. The Elections Administrator will email each Participating Political Subdivision a form for their use to create the required list. As soon as possible after each Participating Political Subdivision has determined its ballot positions for the candidates and propositions in its election, the Participating Political Subdivision must email the completed form to the Elections Administrator. The Elections Administrator will use the forms received from the Participating Political Subdivisions to create the ballot styles for this Joint Election. The Elections Administrator will deliver the proposed ballots to the Participating Political Subdivisions for approval. Each Participating Political Subdivision will be responsible for proofreading the proposed ballots and notifying the Elections Administrator of any corrections that are required for their particular ballots. The Elections Administrator is responsible for implementing the corrections made by the Participating Political Subdivisions to their ballots and then producing the ballots for this Joint Election.

## **8) OPTICAL SCAN CARD BALLOTS**

- a) The Elections Administrator will supply a sufficient number of ballots to assure that there will be more than enough ballots for the expected turnout for the Joint Election. The ballots will be allocated based on an analysis of voter turnout for comparable elections at each vote center.
- b) Ballot usage shall be monitored by the Elections Administrator on an hourly and daily basis during early voting and on Election Day and additional ballots will be allocated if necessary.

## **9) RETURNS OF ELECTIONS**

- a) The Participating Political Subdivisions will establish a central counting station to receive and tabulate ballots cast in this Joint Election under Chapter 127 of Title 8 of the Texas Election Code.

- b) The Participating Political Subdivisions hereby, in accordance with Sections 127.002, and 127.003 of the Texas Election Code, appoint the following central counting station officials:

Central Count Station Manager: **Michael Scarpello**, Dallas County Elections Administrator

Tabulation Supervisor: **Danielle Grant**, Central Count Station Manager

Assistant Tabulation Supervisor: **Angelica Munoz** Central Count Station Lead Clerk

The Participating Political Subdivisions hereby, in accordance with Sections 127.005 of the Texas Election Code, appoint the following central counting station officials:

Presiding Judge: **Ruby Lee**, Appointed by the Participating Entities

Alternate Presiding Judge: **Parris Long**, Appointed by the Participating Entities

The Participating Political Subdivisions acknowledge that approval of this Election Services Contract by the Participating Political Subdivisions shall constitute approval and appointment of the Presiding and Alternate Presiding Judge for the central counting station.

- c) The Central Count Station Manager or their representative will deliver timely, cumulative reports of the election results as vote centers are tabulated. The Central Count Station Manager will be responsible for releasing cumulative totals and vote center election returns from the election to the Participating Political Subdivisions, candidates, press, and the general public by the distribution of hard copies or electronic transmittals (where accessible). The Elections Administrator will operate an election result center to release election results in the **Dallas County Elections Operations Facility, 1520 Round Table Dr., Dallas, Texas 75247**.
- d) The Elections Administrator will link any Participating Political Subdivision's website to DCED's website. Participating Political Subdivisions that want such website linkage should deliver their website address to the Tabulation Supervisor at DCED.
- e) The Elections Administrator will prepare the unofficial canvass report after the results from all vote centers have been counted and will email a copy of the unofficial canvass to each Participating Political Subdivision as soon as possible after all returns, provisional ballots, and late overseas ballots have been tabulated, but no later than **May 16, 2023**.

All Participating Political Subdivisions will be responsible for the official canvass of their respective elections.

- f) The Elections Administrator will be responsible for conducting the post-election manual recount, unless the Texas Secretary of State grants a waiver under Section 127.201 of the Texas Election Code. If no such waiver is given, the Elections Administrator will provide notice and copies of the recount to each Participating Political Subdivision and the Secretary of State's Office. Each Participating Political Subdivision must notify the Elections Administrator if such a waiver has been granted or denied as soon as possible, but no later than five (5) calendar days before Election Day.

## **10) ELECTION EXPENSES**

- a) The Participating Political Subdivisions agree to share the costs of administering this Joint Election as specified in "Attachment A." The Election Administrator will charge a general supervisory fee not to exceed ten (10%) percent of the total cost of this Joint Election as authorized by Section 31.100 of the Texas Election Code. In no event will the ten (10%) percent general supervisory fee be refunded to any Participating Political Subdivision. If the ballot, candidates, or propositions supplied by the Participating Political Subdivision are changed after their initial programming and/or printing by the Elections Administrator due to a court order from a court of competent jurisdiction, the affected Participating Political Subdivision(s) agrees to pay all expenses associated with re-printing and re-programming the ballots pursuant to a court order including expenses for expedited services and "Attachment A" will be amended by the Election Administrator.
- b) Allocation of costs among the Participating Political Subdivisions will be according to a formula based on the total cost of the Joint Election multiplied by the Participating Political Subdivision's percentage of the total current, and active registered voters for the Joint Election ("Election Cost(s)"). Any special request(s) for additional vote center(s), early voting polling place(s), supplies, personnel, or equipment that exceeds the Election Costs will be billed separately as additional costs ("Special Request Fee(s)"). Special Request Fees will be paid by the Participating Political Subdivision making the request. If the special request(s) is agreed to by all Participating Political Subdivisions and stated in this Election Services Contract, then the fees for the special request(s) will be allocated amongst all the Participating Political Subdivisions based on the formula for determining Election Costs. A Special Request Fee will not be assessed against a Participating Political Subdivision who requests an early voting polling place within their jurisdiction, and an early voting polling place is not already located in their jurisdiction ("Early Voting Request"). The costs for any Early Voting Request will be allocated amongst all the Participating Political Subdivisions based on the formula for determining Election Costs.
- c) The expenses for early voting by mail and personal appearance will be paid by each



Participating Political Subdivision as set forth in "Attachment A."

- d) The Elections Administrator will determine the final election expenses to the extent practicable within one hundred and eighty (180) business days after the final canvass of this Joint Election or the Joint Runoff Election, if any. The Elections Administrator will provide each Participating Political Subdivision with a final, written accounting of all money that was deposited into, and payments that were made from, the Joint Election account(s) maintained by the Dallas County Elections Department for this Joint Election and the runoff election, if any.
- e) If the Elections Administrator requires additional funds to perform their obligations under this Election Services Contract that is more than the estimate listed in "Attachment A" or any estimate provided for Joint Runoff Fees, then the Elections Administrator will bill each Participating Political Subdivision using the same formula listed in Section 10(b) ("Joint Election Fees"). If the Elections Administrator requires additional funds to assist in any Recounts that is more than the estimate provided for Recount Fees, then the Elections Administrator will bill each Participating Political Subdivision that is participating in a Recount for such fees ("Final Recount Fees"). An invoice will be sent to each Participating Political Subdivision which will include the Joint Election Fees, Special Request Fees, and Final Recount Fees ("Final Bill"). The Participating Political Subdivision shall pay the Final Bill within thirty (30) days of receipt except for any amount the Participating Political Subdivision files a timely good faith dispute under Section 17 of this Election Services Contract. After all of the expenses of this Joint Election are paid and disputes, if any, resolved, any funds that remain in the account maintained by the Dallas County Elections Department for this Election Services Contract will be refunded to the Participating Political Subdivisions (the "Refund") as soon as practicable.

## 11) DEPOSIT OF FUNDS

- a) Attachment A: Cost Audit details the cost and expenses anticipated for this election; Participating Political Subdivisions will initially receive an estimate cost audit. The Final Bill will be distributed as soon as all cost and expenses for the election can be determined. Each Participating Political Subdivision hereby agrees to deposit with the Dallas County Elections Department one hundred (100%) percent of the full balance of money listed for their entity in "**Attachment A: Deposit of Funds Detail**" of this Election Services Contract by the due date of (on or before) **March 3, 2023**. The Dallas County Elections Department will place the money deposited by the Participating Political Subdivisions in a Joint Election account.
- b) The deposit of funds by each Participating Political Subdivision is an express condition precedent to the participation of each Participating Political Subdivision in this Election Services Contract. A Participating Political Subdivision may seek an extension from the Elections Administrator as to the due date for the deposit of funds. Such an extension must be sought in writing and prior to due date for such deposit by the Participating Political Subdivision. Any decision(s) made by the Elections Administrator will be

provided in writing to the Participating Political Subdivision. The Elections Administrator, however, shall not be required to grant an extension for the deposit of funds by a Participating Political Subdivision. For any Participating Political Subdivision that fails to deposit the total amounts specified in "Attachment A" by the dates specified in this Election Services Contract or any extension granted by the Elections Administrator, the Elections Administrator will be relieved from the responsibility to perform under this Election Services Contract for such Participating Political Subdivision.

- c) The Elections Administrator will only draw money from this Joint Election account to pay for election expenses that are included in "Attachment A" to this Election Services Contract and for other expenses that the Participating Political Subdivisions agree to in writing.
- d) If a Participating Political Subdivision withdraws completely from this Joint Election by **March 3, 2023** or by **March 13, 2023** for any special election, then the Elections Administrator will refund (as soon as practicable) that Participating Political Subdivision's deposit, less any funds already expended before the withdrawal and less the general supervisory fee authorized by Section 31.100 of the Texas Election Code. In the event of a partial withdrawal from this Joint Election, deposits will not be refunded to the Participating Political Subdivisions.
- e) The Elections Administrator will not make partial refunds to a Participating Political Subdivision if any candidate(s) or propositions do not appear on the ballot for that Participating Political Subdivision.
- f) Deposits should be made out to Dallas County Elections Department and delivered within the mandatory time frame to:

**Michael Scarpello**  
**Dallas County Elections Administrator**  
**1520 Round Table Drive**  
**Dallas, Texas 75247**

In the "memo" section of check place Election Escrow Account: \_91481\_

## **12) RECORDS OF THE ELECTION**

- a) The Elections Administrator is hereby appointed the general custodian of the voted ballots and all election records of this Joint Election to the extent authorized by Sections 31.094, 31.095, 31.096, and 31.097 of the Texas Election Code.
- b) Access to the election records will be available to each Participating Political Subdivision as well as to the public in accordance with the Texas Public Information Act, Chapter 552, Government Code, at the **Dallas County Elections Department, 1520 Round Table Drive, Dallas, Texas 75247** at any time during normal business hours. The Elections Administrator will ensure that the records are maintained in an orderly manner, so that records are clearly identifiable and retrievable per records storage container. However, access to election records that contain confidential information that must be redacted pursuant to federal or state law may be provided at the offices of the Civil Division of the

Criminal District Attorney's Office of Dallas County, Texas at 500 Elm Street, Suite 6300 , Dallas, Texas 75202.

- c) Pursuant to Section 66.058 of the Texas Election Code, the Elections Administrator will retain the precinct election records that are distributed to the Elections Administrator at the Elections Administrator's main offices and Elections Warehouse for **sixty (60) days** after the date of this Joint Election. **Sixty (60) days** after the date of this Joint Election, the Elections Administrator may arrange for transport of this precinct election records to the Dallas County Record Storage facility. If so, the precinct election records will then become the responsibility of Dallas County Record Storage for the remainder of the **twenty-two (22) month** preservation period. If the Elections Administrator does not transport the precinct election records to the Dallas County Records Storage facility, then the precinct election records will remain the responsibility of the Elections Administrator for the remainder of the **twenty-two (22) month** preservation period. Dallas County Record Storage will be responsible for the destruction of this Joint Election records after the preservation period. The Participating Political Subdivisions agree the Elections Administrator may destroy the records from this Joint Election after the **twenty-two (22)** month preservation period without further notice to the Participating Political Subdivisions, unless the events in Section 12 (d) occur.
- d) The Participating Political Subdivisions must notify the Elections Administrator in writing within three (3) business days after any official or employee of any Participating Political Subdivision becomes aware of any election contest in connection with this Joint Election. In accordance with Section 1.013 of the Texas Election Code, the election records must be preserved until any election contest is completed and a judgment, if any, becomes final. Also, the election records will be maintained by the Elections Administrator if there is an active criminal investigation, proceeding, or a pending request for public information, related to the election records until such investigation, proceeding, or request for public information is finally concluded.
- e) The Participating Political Subdivisions acknowledge and agree that the Elections Administrator reserves the right to intervene in any election contest or litigation in connection with this Joint Election in order to preserve any available remedies at law, and to preserve the Elections Administrator's obligations under this Contract and the Texas Election Code.
- f) If the Participating Political Subdivisions have changed their single member districts since their last election, the Subdivisions must submit new boundaries by **February 17, 2023**.
- g) The Elections Administrator will provide each Participating Political Subdivision records that indicate the jurisdictional boundaries of each Participating Political Subdivision by **February 24, 2023**. Each Participating Political Subdivision will have until **March 3, 2023** to verify in writing that the jurisdictional boundaries provided by the Elections Administrator are correct.

### **13) EARLY VOTING**

- a) Under Sections 31.094 and 271.006 of the Texas Election Code, the Participating Political

Subdivisions hereby appoint the Elections Administrator to be the early voting clerk for all of the political subdivisions participating in this Joint Election. The deputy early voting clerks that will be appointed by the Elections Administrator are listed in "Attachment D."

- b) Any qualified voter for this Joint Election may vote early by personal appearance at the main early voting polling place or at one of the early voting branch polling places listed in Attachment B. Early voting will be conducted as agreed by the Parties as follows:

**Monday-Friday, April 24-28, 2023 from 8:00 a.m. to 5:00 p.m.**

**Saturday, April 29, 2023 from 8:00 a.m. to 5:00 p.m.**

**Sunday, April 30, 2023 from 12:00 p.m. to 6:00 p.m.**

**Monday-Tuesday, May 1-2, 2023 from 7:00 a.m. to 7:00 p.m.**

- c) All requests for early voting ballots by mail that are received by a Participating Political Subdivision must be transported by runner on the day of receipt to the Dallas County Elections Department, Elections Operations Facility at 1520 Round Table Drive, Dallas, Texas 75247 for processing. Persons voting by mail must send their voted ballots to the Dallas County Elections Department.
- d) All early voting ballots will be prepared for counting by an Early Voting Ballot Board appointed under Subchapter A of Chapter 87 of the Texas Election Code. The Participating Political Subdivisions agree to appoint **Chaka Terrell** as the Presiding Judge, **Patti Clapp** as the Alternate Presiding Judge, and at least one additional member of the Early Voting Ballot Board. In accordance with Section 87.002(c) of the Texas Election Code, the presiding judge will appoint at least one or more members to the Early Voting Ballot Board. The Parties may submit one individual for consideration by the presiding judge to be appointed as a member of the Early Voting Ballot Board and will notify DCED of the individual's name, telephone number, mailing address, and email address, if any, no later than **April 7, 2023**. A list of Early Voting Ballot Board members will be furnished to each Participating Political Subdivision by **April 14, 2023**.
- e) A signature verification committee will not be appointed and signature verification duties will be performed by the Early Voting Ballot Board in accordance with Chapter 87 of the Texas Election Code.
- f) The Presiding Judge of the Early Voting Ballot Board shall deliver notices of rejected ballots in compliance with Section 87.0431, Texas Election Code.

#### **14) CRIMINAL BACKGROUND CHECKS**

The Elections Administrator, their agent or assignee will conduct a criminal background check (in accordance with statutory requirements) of any person who is expected to or scheduled to serve or work in this Joint Election at either the Elections Department or an Early Voting location. Any person that does not satisfactorily pass the criminal background

check will be ineligible to serve or work in this Joint Election. Failure to obtain a criminal background check does not release the participating entity's obligation to pay for service rendered in good faith. Additionally, DCED will conduct a review of all poll workers against the Texas Public Sex Offender Registry and provide the results to the Parties.

## **15) ELECTION REPORTS**

During the early voting period for this Joint Election, the Elections Administrator will deliver daily reports to each Participating Political Subdivision of the Early Voting Location Turnout Totals and Early Voting Roster. The day after the early voting period ends, the Elections Administrator will deliver to each Participating Political Subdivision, a Daily Early Voting Roster by vote center report that includes the entire Early Voting period. Pursuant to the Texas Election Code Section 87.121, the Elections Administrator will deliver these election reports by providing a link to a website posting.

## **16) WITHDRAWAL FROM CONTRACT**

- a) No deposits will be refunded if a Participating Political Subdivision withdraws after the deadline to withdraw from this Election Services Contract has passed.
- b) In order to withdraw from this Election Services Contract, a Participating Political Subdivision must deliver to the Elections Administrator any certifications and declarations that are required under Subchapter C or Subchapter D of Chapter 2 of Title 1 of the Texas Election Code.
- c) The Elections Administrator will bill any Participating Political Subdivision that withdraws from this Election Services Contract for any expenses incurred prior to the Elections Administrator receiving copies of the certifications and declarations that are required under Subchapter C or Subchapter D of Chapter 2 of Title 1 of the Texas Election Code.
- d) Within ten (10) business days after receiving a withdrawal from the Joint Election in accordance with this Election Services Contract, the Elections Administrator will amend the attachments to this Election Services Contract as appropriate and provide updated copies of the amended attachments to all of the remaining Participating Political Subdivisions.
- e) The general supervisory fee authorized by Section 31.100 of the Texas Election Code will not be refunded.

## **17) AUDITING AND PROHIBITION ON WITHHOLDING OF DEPOSITS**

- a) The Dallas County Auditor will conduct a review of the deposits and expenditures related to this Election Services Contract before the Final Bill or Refund is submitted to the Participating Political Subdivisions. Refunds will be submitted as soon as practicable.
- b) The Participating Political Subdivisions may request a financial audit of the Final Bill or Refund or dispute the Final Bill or Refund under this Section, if: 1) the Final Bill exceeds ten percent (10%) of the amount of the Participating Political Subdivision's initial deposit as required in "Attachment A" to this Election Services Contract; or 2) the accounting accompanying the Refund is ten percent (10%) less than the amount the Participating

Political Subdivision determines, should be refunded, after its good faith review. The request for a financial audit or dispute must be done in accordance with Section 17 (d) below.

- c) Should the events in Section 17 (b) occur, in lieu of an audit or dispute, the Participating Political Subdivision may make a request that the Elections Administrator ask the Dallas County Auditor to review the cost allocation methodology for the Participating Political Subdivision's Final Bill or Refund ("Review Request"). Participating Political Subdivisions must submit a Review Request to the Elections Administrator within five (5) business days of receipt of the Final Bill or the Refund, whichever is later. The Review Request must set forth, in detail, the basis for any challenge to the Final Bill or Refund. Corrections to the Participating Political Subdivision's Final Bill or the Refund, based on a Review Request, will be determined at the sole discretion of the Elections Administrator. A Review Request does not extend the timeframe in Section 17(d).
- d) Should the circumstances giving rise to an audit or dispute in Section 17 (b) occur, the Participating Political Subdivision may send a formal written notice of dispute of the Final Bill or Refund ("Dispute Notice") to the Elections Administrator. This Dispute Notice must be received by the Elections Administrator no later than thirty (30) calendar days from the date the Participating Political Subdivision receives the Final Bill or Refund. This Dispute Notice must provide: 1) an itemization of the disputed charge(s) by the Participating Political Subdivision; 2) the basis for the dispute; 3) the methodology showing how the Participating Political Subdivision arrived at the amount disputed; and 4) documentation in support thereof. The Participating Political Subdivision will have no right to withhold any undisputed amounts set forth in this Election Services Contract or reflected in the Final Bill. Payment of undisputed amounts in the Final Bill must be made by the Participating Political Subdivision as set forth in Section 10 (e) of this Election Services Contract.
- e) Failure of the Participating Political Subdivision to submit a timely Dispute Notice, as set forth in Section 17(d), shall waive any and all disputes, claims, or challenges to the Final Bill or Refund by the Participating Political Subdivision. The entire amount of the Participating Political Subdivision's Final Bill shall be due immediately; or, any estimated refund amounts will become final.
- f) If the Participating Political Subdivision files a timely Dispute Notice in compliance with Section 17(d), the Participating Political Subdivision will have the right to conduct a good faith financial audit ("Financial Audit") for the deposits and expenditures related to this Elections Services Contract. In conducting the Financial Audit, the Participating Political Subdivision will have no greater right to demand access to or copies of the County's governmental or election records than those rights specified in the Texas Election Code and the Texas Public Information Act. The cost of any Financial Audit conducted by the Participating Political Subdivision shall be borne by the requesting Participating Political Subdivision and may not be paid for with funds deposited with the Dallas County Elections Department under this Election Services Contract. Further, the Participating Political Subdivision conducting the Financial Audit shall pay the Elections Administrator the

reasonable costs for time expended and copies provided in order to perform the Financial Audit. If the Financial Audit identifies overcharges by the Elections Administrator of more than ten percent (10%) of the initial deposit amount required by "Attachment A", the Elections Administrator will review and assess the findings of the Financial Audit and will negotiate, in good faith, to resolve any disputes for overcharges with the Participating Political Subdivision. The Elections Administrator shall not be bound by the findings or recommendations of the Participating Political Subdivision's Financial Audit. The financial records will be retained at the County Election Administrator's office until the conclusion of the Financial Audit and resolution of all outstanding audit disputes.

- g) In the event the representatives of the Participating Political Subdivision and the Elections Administrator cannot agree on the amount of the disputed Final Bill as set forth in this Section, then the Parties may agree to submit to non-binding mediation. If mediation is acceptable to both parties to resolve a dispute concerning the disputed Final Bill, the Parties will agree to use a mutually agreed-upon mediator. Unless the Parties come to a written agreement at mediation, the mediation will not constitute a final and binding resolution of the dispute.
- h) The Participating Political Subdivision acknowledges that the practical effect of the Participating Political Subdivision withholding undisputed funds that are required under this Election Services Contract would result in breach of this Elections Services Contract and the other Participating Political Subdivisions' taxpayers subsidizing the withholding Participating Political Subdivision's election expenses.

## **18) NOTICE**

Any addendum to, change/modification of, clarification of, and/or withdrawal from this contract requires written notice to and written approval by Dallas County. Whenever this Election Services Contract requires any consent, approval, notice, request, or demand, it must be in writing to be effective and must be delivered to the party intended to receive it as shown below:

### **Address for notice to the Elections Administrator:**

Michael Scarpello  
Dallas County Elections Administrator  
1520 Round Table Drive  
Dallas, Texas 75247  
(214) 819-6334 telephone  
(214) 819-6301 facsimile

and, to the physical addresses and facsimile numbers for notice to the Participating Political Subdivisions are in "Attachment H" to this Election Services Contract. Any written notice required under this Contract shall be deemed to have been given when personally delivered, or if mailed, seventy-two (72) hours after deposit of the same in the United States Mail, postage prepaid, certified, or registered, return receipt

requested, properly addressed to the contact person shown at the respective addresses set forth above, or at such other addresses as shall be specified by written notice delivered in accordance this notice section.

#### **19) LIABILITY FOR NEGLIGENCE**

**ALL PARTIES TO THIS ELECTION SERVICES CONTRACT AGREE TO BE RESPONSIBLE, IN ACCORDANCE WITH APPLICABLE STATE OR FEDERAL LAW, EACH FOR THEIR OWN NEGLIGENT ACTS OR OMISSIONS, OR OTHER TORTIOUS CONDUCT IN THE COURSE OF PERFORMANCE OF THIS ELECTION SERVICES CONTRACT WITHOUT WAIVING ANY SOVEREIGN IMMUNITY, GOVERNMENTAL IMMUNITY, STATUTORY IMMUNITY, OR OTHER DEFENSES AVAILABLE TO THE PARTIES UNDER FEDERAL OR STATE LAW. NOTHING IN THIS PARAGRAPH SHALL BE CONSTRUED TO CREATE OR GRANT ANY RIGHTS, CONTRACTUAL OR OTHERWISE, IN OR TO ANY THIRD PERSONS OR ENTITIES. ALL PARTIES AGREE THAT ANY SUCH LIABILITY OR DAMAGES OCCURRING DURING THE PERFORMANCE OF THIS ELECTION SERVICES CONTRACT CAUSED BY THE JOINT OR COMPARATIVE NEGLIGENCE OF THE PARTIES, OR THEIR EMPLOYEES, AGENTS OR OFFICERS WILL BE DETERMINED IN ACCORDANCE WITH COMPARATIVE RESPONSIBILITY LAWS OF TEXAS, BUT ONLY TO THE EXTENT SUCH LAWS ARE APPLICABLE TO THE PARTY.**

**TO THE EXTENT PERMITTED BY LAW, IF LEGAL ACTION IS FILED AGAINST A PARTY TO THIS ELECTION SERVICES CONTRACT, THAT PARTY SHALL BE SOLELY RESPONSIBLE FOR THEIR OWN RESPECTIVE COSTS AND DEFENSE OF THAT SUIT.**

#### **20) CHOICE OF LAW**

This Election Services Contract will be governed and interpreted by the laws of the State of Texas.

#### **21) VENUE AND JURISDICTION**

The courts of the State of Texas and the United States of America that are physically located in Dallas, Dallas County, Texas are the exclusive jurisdiction and venue for any lawsuit, cause of action, temporary restraining order, temporary injunction, injunction, petition for extraordinary relief, mandamus, or any other legal proceeding or claim arising out of the performance of this Election Services Contract.

#### **22) SEVERABILITY**

If any term of this Election Services Contract is held by a court of competent jurisdiction to be invalid, void, or unenforceable, the remainder of the terms of this Election Services Contract will remain in full force and effect and will in no way be affected, impaired, or invalidated.

#### **23) ENTIRE CONTRACT**

This Election Services Contract, including any exhibits or attachments, contains the entire agreement between the Elections Administrator and the Participating Political Subdivisions concerning the duties required by this Election Services Contract. The



Elections Administrator of Dallas County, Texas and each Participating Political Subdivision hereby expressly warrant and represent that they are not relying on any promises or agreements that are not contained in this Election Services Contract concerning any of the terms in this Election Services Contract. Except otherwise specified in this Election Services Contract, no modification, amendment, novation, renewal, or other alteration of this Election Services Contract shall be effective unless mutually agreed upon in writing and executed by the Parties hereto.

#### **24) PLURALITY, GENDER, AND HEADINGS**

In this Election Services Contract, words in the singular number include the plural, and those in the plural include the singular. Words of any gender also refer to any other gender. Headings in this Election Services Contract are terms of inclusion, not exclusion.

#### **25) RELATIONSHIP OF PARTIES**

The Participating Political Subdivisions, including their agents, or employees, are not an agent, servant, joint enterpriser, joint venturer, or employee of the County Elections Administrator, the County or DCED, and are responsible for their own acts, forbearance, negligence and deeds, and for those of their agents, or employees in conjunction with the performance of services covered under this Election Services Contract. The Participating Political Subdivisions represent that they have, or will secure at their own expense, all personnel and consultants required in performing the duties directly administered by the Participating Political Subdivision. Such personnel and consultants shall not be employees of or have any contractual relationship with the County, the County Elections Administrator, or DCED.

#### **26) FORCE MAJEURE**

No Party shall be in default or responsible for delays or failures in performance resulting from causes beyond its control. Such causes include but are not limited to acts of God, fire, storm, flood, earthquake, natural disaster, pandemic, epidemic, nuclear accident, strike, air traffic disruption, lockout, riot, freight embargo, public regulated utility, or governmental statutes, orders, or regulations superimposed after the fact. Any Party delayed by force majeure shall as soon as reasonably possible give the other Party written notice of the delay. The Party delayed shall use reasonable diligence to correct the cause of the delay, if correctable, and if the condition that caused the delay is corrected, the Party delayed shall immediately give the other Parties written notice thereof and shall resume performance under this Election Services Contract as soon as practicable. The date of delivery or of performance shall be extended for at least a minimum time period equal to the time lost by reason of the delay.

#### **27) DEFAULT/CUMULATIVE RIGHTS/MITIGATION.**

It is not a waiver of default if the non-defaulting Party fails to immediately declare a default or delays in taking any action. The rights and remedies provided by this Election Services Contract are cumulative, and no Party's use of any right or remedy will preclude or waive its right to any other remedy. These rights and remedies are in addition to any

other rights the Parties may have by law, statute, ordinance or otherwise. All Parties have a duty to mitigate damages.

**28) CONTRA PROFERENTEM**

The legal doctrine of contra proferentem will not apply to this Election Services Contract. Consequently, any ambiguity that may exist in this Election Services Contract will not be construed against the Party who drafted this Election Services Contract.

**29) ORDER OF PRECEDENCE**

Any inconsistencies in this Election Services Contract will be resolved by reviewing and considering this Election Services Contract and Attachments A through H to this Election Services Contract together in context with each other.

**30) SIGNATORY WARRANTY**

Dallas County and the Elections Administrator of Dallas County, Texas and all of the contracting authorities of all of the Participating Political Subdivisions listed in "Attachment F" of this Election Services Contract represent that each has the full right, power and authority to enter into and perform this Election Services Contract in accordance with all of its terms and conditions, and that the execution and delivery of this Election Services Contract has been made by authorized representatives of the Participating Political Subdivisions to validly and legally bind the Participating Political Subdivisions to all terms, performances, and provisions set forth in this Election Services Contract.

**31) COUNTERPARTS.**

This Election Services Contract may be executed in any number of counterparts, each of which so executed shall be deemed to be an original, and such counterparts shall together constitute but one and the same Contract. The Parties shall be entitled to sign and transmit an electronic signature of this Contract (whether by facsimile, PDF, or other email transmission), which signature shall be binding on the Party whose name is contained therein. A signed copy of this Contract transmitted by facsimile, email or other means of electronic transmission shall be deemed to have the same legal effect as delivery of an original executed copy of this Contract for all purposes.

**[Signatures on following page]**

**WITNESS HEREOF**, the parties hereto have executed in triplicate originals this Election Services Contract on this \_\_\_\_\_ day of \_\_\_\_\_ 2023. ("Effective Date")

**DALLAS COUNTY:**

**APPROVED AS TO FORM\***

\_\_\_\_\_  
MICHAEL SCARPELLO  
COUNTY ELECTIONS ADMINISTRATOR  
DALLAS COUNTY, TEXAS

\_\_\_\_\_  
James R. Palomo  
ASSISTANT DISTRICT ATTORNEY,  
DISTRICT ATTORNEY  
DALLAS COUNTY CRIMINAL ATTORNEY'S  
OFFICE, CIVIL DIVISION

\*By law, the Criminal District Attorney's Office may only advise or approve contracts or legal documents on behalf of its clients. It may not advise or approve a contract or legal document on behalf of other parties. Our review of this document was conducted solely from the legal perspective of our client. Our approval of this document was offered solely for the benefit of our client. Other parties should not rely on this approval and should seek review and approval by their own respective attorney(s).

**ACCEPTED TO AND AGREED TO BY THE \_\_\_\_\_:**

APPROVED

\_\_\_\_\_  
[INSERT NAME AND POSITION]



# Dallas County Elections Department

1520 Round Table Drive  
Dallas, Texas 75247

MAY 06, 2023 JOINT ELECTION

## ESTIMATED COST INVOICE

Subject to Change

### ATTACHMENT - A

38 Entities  
55 EV Locations  
450 ED Vote Centers

Registered Voter Split	TOTAL	COL
Total Number of Registered Voters	2,657,189	24,727
Cost Per Registered Voter (w/o ESF)	\$1.38	\$1.38
Total Cost	\$3,659,128.38	\$34,050.75
% of Units	100%	0.93%
	TOTAL	COL
Election Total	\$3,659,128.38	\$34,050.75
Exceptional Cost	\$0.00	
Election Services Fee (ESF)	\$365,912.84	\$3,405.07
Total Cost	\$4,025,041.22	\$37,455.82
Cost Per Registered Voter (w. ESF)	\$1.51	\$1.51
Amount of Deposit	\$0.00	\$0.00
(Overpaid)/Underpaid	\$4,025,041.22	\$37,455.82

EXP. CODE	EARLY VOTING	UNITS	UNIT COST	ESTIMATED	COL
POSTAGE					
2180	Mail Ballot Kits (AC)	7,500	\$2.53	\$18,975.00	\$176.58
2170	Postage Ballots Mailed	7,500	\$1.60	\$12,000.00	\$111.67
2170	Postage for Defect Carrier Envelope	150	\$1.56	\$234.00	\$2.18
EQUIPMENT RENTAL					
7040	ED Model DS200 (Tabulator/Scanner)	55	\$464.10	\$25,525.50	\$237.53
7040	EV ExpressVote Ballot Marking Device (BMD)	220	\$295.00	\$64,900.00	\$603.94
7040	EV ExpressVote (ADA) w. Stand	55	\$435.00	\$23,925.00	\$222.64
7040	EV EPB Printer	220	\$62.00	\$13,640.00	\$126.93
7040	EV Election Supply Cart (Large)	110	\$295.00	\$32,450.00	\$301.97
7050	EV Van / Car Rental	Mini-Vans (Techs)		\$7,500.00	\$69.79
RENTAL BUILDINGS					
7010	Building Rental	Various Locations		\$85,000.00	\$790.98
PERSONNEL					
1050	EV Election Department FT (OT)	Various		\$15,000.00	\$139.59
1050	EV Election Department PT (OT)	Various		\$15,000.00	\$139.59
1050	EV Clerks (OT) 30Hrs	220	\$23.30	\$153,747.00	\$1,430.72
1050	EV Judges (OT) 30Hrs	55	\$26.54	\$43,782.75	\$407.43
1050	EV Techs (OT) 20Hrs	7	\$26.54	\$3,714.90	\$34.57
1050	EV Ballot Board Committee (OT) 5Hrs	7	\$30.00	\$1,050.00	\$9.77
1050	EV Signature Verification Committee (OT) 5Hrs	7	\$30.00	\$1,050.00	\$9.77
1050	EV Ballot Board Judge (OT)	9 days	\$30.00	\$150.00	\$1.40
1050	EV Signature Verification Supervisor (OT)	9 days	\$30.00	\$150.00	\$1.40
1050	EV Training Trainers (OT) 30Hrs	8	\$27.54	\$6,609.60	\$61.51
1060	EV Clerks (ST) (Includes Training 3 Hrs)	220	\$15.53	\$249,411.80	\$2,320.95
1060	EV Judges (ST) (Includes Training 5 Hrs)	55	\$17.69	\$72,971.25	\$679.05
1060	EV Judges Delivery (Can Money)	55	\$25.00	\$1,375.00	\$12.80
1060	EV Techs (ST)	7	\$17.69	\$9,287.25	\$86.42
1060	EV Ballot Board Committee (ST)	7	\$20.00	\$8,960.00	\$83.38
1060	EV Signature Verification Committee (ST)	7	\$20.00	\$8,960.00	\$83.38
1060	EV Ballot Board Judge (ST)	9 days	\$20.00	\$1,280.00	\$11.91
1060	EV Signature Verification Supervisor (ST)	9 days	\$20.00	\$1,280.00	\$11.91
1060	EV Training Trainers (ST)	8	\$18.36	\$11,750.40	\$109.35
1111	EV FICA	6.2%		\$1,860.00	\$17.31
1112	EV Medicare	1.45%		\$8,780.18	\$81.71
1113	EV PARS	1.3%		\$7,481.89	\$69.62
1150	EV Retirement Chargeback	13.93%		\$4,179.00	\$38.89
5590	EV Temp. Employees	Various Temp. Agencies		\$70,000.00	\$651.40
SUPPLY EXPENSE					
2180	Official Ballot Report	110	\$7.53	\$828.30	\$7.71
2180	Sample Ballots Handout (8.5x11)	6,000	\$0.245	\$1,470.00	\$13.68
2180	Sample Ballots Posting (11x17)	110	\$0.155	\$17.05	\$0.16
2180	EV Daily Report	17,400	\$0.075	\$1,305.00	\$12.14
2180	List of Declared Write-In	0	\$0.03	\$0.00	\$0.00
2180	Official ExpressVote Ballots	85,000	\$0.13	\$10,625.00	\$98.87
2880	Supplies for Early Voting	Misc.		\$2,500.00	\$23.26
2180	Judges Kits	55	\$80.00	\$4,400.00	\$40.95
SERVICE EXPENSE					
2013	Legal Notice			\$20,000.00	\$186.11
5590	ES&S EV Support			\$45,000.00	\$418.76
5590	GTS IT Services (Avg. 40 hrs ST & 15 hrs OT)			\$55,000.00	\$511.81
5590	EV Polling Location Change Cards			\$7,000.00	\$65.14
PREPARATION AND TRANSPORTATION OF VOTING EQUIPMENT					
2910	Atlantic Delivery and Pick-up			\$7,500.00	\$69.79
2910	Equipment Delivery and Pickup Warehouse	110	\$45.00	\$4,950.00	\$46.06
MILEAGE / FUEL					
3095	Fuel			\$3,500.00	\$32.57
	EARLY VOTING TOTAL			\$1,146,075.87	\$10,665.04

EXP. CODE	Election Day	UNITS	UNIT COST	ESTIMATED	COL
<b>EQUIPMENT RENTAL</b>					
7040	ED Model DS200 (Tabulator/Scanner)	450	\$464.10	\$208,845.00	\$1,943.45
7040	ED ExpressVote Ballot Marking Device (BMD)	2,250	\$295.00	\$663,750.00	\$6,176.66
7040	EV ExpressVote (ADA) w. Stand	450	\$435.00	\$195,750.00	\$1,821.59
7040	ED EPB Printer	2,250	\$62.00	\$139,500.00	\$1,298.14
7040	ED Election Supply Carts	450	\$295.00	\$132,750.00	\$1,235.33
7030	ED Furniture Rental			\$15,000.00	\$139.59
7050	ED Truck Rental/Van Rental	Runners /Regional Sites		\$15,000.00	\$139.59
<b>RENTAL BUILDINGS</b>					
7010	Location Rental	Various Locations		\$70,000.00	\$651.40
<b>PERSONNEL</b>					
1020	ED Traffic Control Officers (ST)	Various		\$3,000.00	\$27.92
1020	ED Regional Site Support (ST) 5hrs	50	\$20.00	\$5,000.00	\$46.53
1020	ED Phone Bank (ST) 15hrs + Training 6hrs	20	\$25.00	\$10,500.00	\$97.71
1020	ED Clerks 15hrs + Training 3hrs	1,350	\$16.00	\$388,800.00	\$3,618.06
1020	ED Judges 15hrs + Training 5hrs	450	\$20.00	\$180,000.00	\$1,675.03
1020	ED Judges Delivery (Can Money)	450	\$25.00	\$11,250.00	\$104.69
1020	ED Techs (ST) 15hrs	10	\$25.00	\$3,750.00	\$34.90
1020	ED S.U.A.T (ST) 3hrs + Training 3hrs	25	\$20.00	\$3,000.00	\$27.92
1020	ED Inspectors (ST) 15hrs + Training 6hrs	45	\$25.00	\$23,625.00	\$219.85
1020	ED Building Security (ST)	Various		\$4,000.00	\$37.22
1020	ED County Employees (ST)	Various		\$5,000.00	\$46.53
1020	ED Sheriff Deputies (ST)	Various		\$7,000.00	\$65.14
1050	ED Election Department FT (OT)	Various		\$15,000.00	\$139.59
1050	ED Election Department PT (OT)	Various		\$12,000.00	\$111.67
1050	ED Building Security (OT)	Various		\$1,500.00	\$13.96
1050	ED County Employees (OT)	Various		\$15,000.00	\$139.59
1050	ED Sheriff Deputies (OT)	Various		\$45,700.00	\$425.27
1111	ED FICA	6.2%		\$6,522.40	\$60.70
1112	ED Medicare	1.45%		\$1,525.40	\$14.19
1113	ED PARS	1.3%		\$1,367.60	\$12.73
1150	ED Retirement Chargeback	13.93%		\$14,654.36	\$136.37
5590	ED Temp. Employees	Various Temp. Agencies		\$80,000.00	\$744.46
<b>SUPPLY EXPENSE</b>					
2180	Official ExpressVote Ballots	55,000	\$0.145	\$7,975.00	\$74.21
2180	Sample Ballots Handout (8.5x11)	11,250	\$0.245	\$2,756.25	\$25.65
2180	Sample Ballots Posting (11x17)	900	\$0.155	\$139.50	\$1.30
2180	Official Ballot Report	450	\$2.31	\$1,039.50	\$9.67
2880	Supplies for Election Day	Misc.		\$2,500.00	\$23.26
2180	ED Judge Kit	450	\$80.00	\$36,000.00	\$335.01
<b>SERVICE EXPENSE</b>					
5590	ES&S ED Support			\$45,000.00	\$418.76
5590	GTS IT Services			\$60,000.00	\$558.34
<b>PREPARATION &amp; TRANSPORTATION OF VOTING EQUIPMENT</b>					
2910	Atlantic Delivery and Pick-up			\$70,000.00	\$651.40
2910	Delivery and Pick-up (Warehouse)	50	\$45.00	\$2,250.00	\$20.94
<b>MILEAGE / FUEL</b>					
1080	Mileage for Deputies	5,500	\$0.655	\$3,602.50	\$33.52
3095	Fuel	Tech Cars and Trucks		\$3,000.00	\$27.92
	<b>ELECTION DAY TOTAL</b>			<b>\$2,513,052.51</b>	<b>\$23,385.71</b>



# DALLAS COUNTY ELECTIONS DEPARTMENT

## May 6, 2023, Joint & Special Election (Attachment B- Subject to Change)

### Early Voting Schedule

April 24 - 28	Monday - Friday	8am to 5pm
April 29	Saturday	8am to 5pm
April 30	Sunday	12pm to 6pm
May 1 - 2	Monday - Tuesday	7am to 7pm

#	VC #	POLL NAME	POLL ADDR1	POLL ADDR3	City	POLL ZIP	VOTING ROOM
1	E3106	A E Sims Cedar Hill Rec Center	310 E Parkerville Rd	CEDAR HILL	Cedar Hill	75104	Lobby
2	E3400	Balch Springs Civic Center	12400 Elam Rd	BALCH SPRINGS	Balch Springs	75180	Meeting Room
3	E4629	Bear Creek Community Church	2700 Finley Rd	IRVING	Irving	75062	Lobby Breezeway
4	E2059	Bethany Lutheran Church	10101 Walnut Hill Lane	DALLAS	Dallas	75238	(unkown)
5	E2307	Brookhaven Campus-Dallas College	3939 Valley View Ln	FARMERS BRANCH	Farmers Branch	75244	H125
6	E3072	Cedar Valley Campus-Dallas College	3030 N Dallas Ave	LANCASTER	Lancaster	75134	Rm M105
7	E2805	Coppell Town Center	255 E Parkway Blvd	COPPELL	Coppell	75019	Atrium
8	E4516	Crosswinds High School	1100 N Carrier Parkway	GRAND PRAIRIE	Grand Prairie	75050	(unkown)
9	E3605	Disciple Central Comm Church	901 N Polk St	DESOTO	Desoto	75115	Youth Room 104
10	E3202	Duncanville Library	201 James Collins Blvd	DUNCANVILLE	Duncanville	75116	MTG RM 1-3
11	E1303	Eastfield Campus-Dallas College	3737 Motley Dr	MESQUITE	Mesquite	75150	C Building Lobby
12	E3007	El Centro Campus-Dallas College	801 Main St	DALLAS	Dallas	75202	ELB-STUDENT CENTER MAIN AREA
13	E1301	Florence Recreation Center	2501 Whitson Way	MESQUITE	Mesquite	75150	Event Center
14	E2052	Fretz Park Library	6990 Belt Line Rd	DALLAS	Dallas	75254	Black Box Theater
15	E3064	Friendship West Baptist Church	2020 W Wheatland Rd	DALLAS	Dallas	75232	Banquet Hall Foyer
16	E1708	Garland Center-Dallas College	675 W Walnut St	GARLAND	Garland	75040	Conference Room A/B/C
17	E3008	George L. Allen Sr. Courts Bldg	600 Commerce St	DALLAS	Dallas	75202	Main Lobby
18	E4086	Grauwylar Park Recreation Center	7780 Harry Hines Blvd	DALLAS	Dallas	75235	Gym B
19	E1116	Harry Stone Recreation Center	2403 Millmar Dr	DALLAS	Dallas	75228	Multi-Purpose Room 104
20	E3073	Highland Hills Library	6200 Bonnie View Rd	DALLAS	Dallas	75241	Auditorium
21	E4607	Irving City Hall	825 W Irving Blvd	IRVING	Irving	75060	Main Lobby
22	E2407	Josey Ranch Lake Library	1700 Keller Springs Rd	CARROLLTON	Carrollton	75006	Meeting Room
23	E3309	Lakeside Activity Center	101 Holley Park Dr	MESQUITE	Mesquite	75149	Large Room
24	E3809	Lancaster Veterans Memorial Library	1600 Veterans Memorial Pkwy	LANCASTER	Lancaster	75134	Meeting Room
25	E1052	Lochwood Branch Library	11221 Lochwood Blvd	DALLAS	Dallas	75218	Classrooms 1 & 2
26	E2005	Marsh Lane Baptist Church	10716 Marsh Ln	DALLAS	Dallas	75229	Fellowship Hall
27	E3020	Martin Luther King Jr Community Ctr	2922 Mlk Jr Blvd	DALLAS	Dallas	75215	Building A Foyer



# DALLAS COUNTY ELECTIONS DEPARTMENT

#	VC #	POLL NAME	POLL ADDR1	POLL ADDR3	City	POLL ZIP	VOTING ROOM
28	E4064	Martin Weiss Recreation Center	1111 Martindell Ave	DALLAS	Dallas	75211	Auditorium
29	E4050	Mountain Creek Library	6102 Mountain Creek Pkwy	DALLAS	Dallas	75249	Auditorium
30	E4113	Mountain View-Dallas College	4849 W Illinois Ave	DALLAS	Dallas	75211	E Bldg, East Foyer
31	E4633	North Lake Campus-Dallas College	5001 N Macarthur Blvd	IRVING	Irving	75038	Rm F105
32	E4071	Oak Cliff Government Center	702 E Jefferson Blvd	DALLAS	Dallas	75203	Main Lobby
33	E1022	Oaklawn Branch Library	4100 Cedar Springs Rd	DALLAS	Dallas	75219	Auditorium
34	E2027	Our Redeemer Lutheran Church	7611 Park Ln	DALLAS	Dallas	75225	Parlor Room
35	E4528	Our Redeemer Lutheran Church-GP	4729 S Carrier Pkwy	GRAND PRAIRIE	Grand Prairie	75052	Fellowship Hall
36	E3043	Paul L Dunbar Lancaster-Kiest Lib	2008 E Kiest Blvd	DALLAS	Dallas	75216	Auditorium
37	E1096	Pleasant Grove Ctr-Dallas College	802 S Buckner Blvd	DALLAS	Dallas	75217	PG 108/109
38	E2516	Richardson Civic Center	411 W Arapaho Rd	RICHARDS ON	Richardson	75080	Parks Room
39	E1029	Richland Campus-Dallas College	12800 Abrams Rd	DALLAS	Dallas	75243	LeCroy Bldg Rm 012 & 019
40	E2924	Rowlett City Hall Annex	4004 Main St	ROWLETT	Rowlett	75088	Conference Room
41	E2942	Sachse Senior Center-Bldg A	3815 Sachse Road	SACHSE	Sachse	75048	Multi-Purpose Room
42	E1074	Samuell Grand Recreation Center	6200 E Grand Ave	DALLAS	Dallas	75223	Computer Lab 111
43	E1088	Skyline Branch Library	6006 Everglade Rd	DALLAS	Dallas	75227	Auditorium
44	E1723	South Garland Branch Library	4845 Broadway Blvd	GARLAND	Garland	75043	Program Room
45	E2220	University Park UMC	4024 Caruth Blvd	DALLAS	Dallas	75225	Caldwell Room 120
46	E2604	Valley Ranch Branch Library	401 Cimarron Trl	IRVING	Irving	75063	Meeting Room
47	E4029	West Dallas Ctr-Dallas College	3330 N Hampton Rd	DALLAS	Dallas	75212	Main Lobby



## ATTACHMENT - D

**2021 - 2023 TERM  
EARLY VOTING  
PRESIDING ELECTION OFFICERS AND ALTERNATE ELECTION OFFICERS  
SUBMISSION  
Updated PEO and AEO**

<b>BALCH SPRINGS CIVIC CENTER</b>	12400 ELAM RD BALCH SPRINGS 75180
D <b>JACQUELINE FAIN</b> 1081261030	R <b>CAROL DUKE</b> 1083796214
<b>BEAR CREEK COMMUNITY CHURCH</b>	2700 FINLEY RD IRVING 75062
D <b>DOROTHY CHAMBERS</b> 1184395681	R <b>KEVIN RENO</b> 1080405132
<b>BETHANY LUTHERAN CHURCH</b>	10101 WALNUT HILL LN DALLAS 75238
D <b>SANDRA BIGGS</b> 1083093440	R <b>TANYA PIPKEN</b> 1081571177
<b>BROOKHAVEN COLLEGE</b>	3939 VALLEY VIEW LN FARMERS BRAN 75244
D <b>JAMECIA JOHNSON</b> 1159943564	R <b>BRUCE BRADLEY</b> 1079043284
<b>CEDAR HILL RECREATION CENTER</b>	310 E PARKERVILLE RD CEDAR HILL 75104
D <b>EMELDA MARTIN</b> 1098996319	R <b>DIANE KATSULIS</b> 1088807614
<b>CEDAR VALLEY COLLEGE-M BLDG</b>	3030 N DALLAS AVE LANCASTER 75134
D <b>FRANKIE WALKER LEONARD</b> 1085560911	R <b>VIRGINIA ESQUIVEL</b> 1088400767
<b>COPPELL TOWN CENTER</b>	255 E PARKWAY BLVD COPPELL 75019
D <b>NANCY WANG</b> 1081409787	R <b>KATHLEEN HODGES</b> 1081318844
<b>CROSSWINDS HIGH SCHOOL</b>	1100 N CARRIER PKWY GRAND PRAIRIE 75050
D <b>MAE CHOICE</b> 1084055952	R <b>DANEE ROEDL</b> 1083773320

**2021 - 2023 TERM  
EARLY VOTING  
PRESIDING ELECTION OFFICERS AND ALTERNATE ELECTION OFFICERS  
SUBMISSION  
Updated PEO and AEO**

<b>DISCIPLE CENTRAL COMMUNITY CHURCH</b>	901 N POLK ST DESOTO 75115
D <b>PATRICIA CARR</b> 1085720427	R <b>SYLVIA BRACKS</b> 1087146338
<b>DUNCANVILLE LIBRARY</b>	201 JAMES COLLINS BLVD DUNCANVILLE 75116
D <b>BARBARA LEWIS</b> 1084113729	R <b>VICKI MARSH</b> 1080157320
<b>EASTFIELD COLLEGE-MAIN CAMPUS, C BLDG</b>	3737 MOTLEY DR MESQUITE 75150
D <b>NGINA WHITE</b> 1203713290	R <b>MOLLY BISHOP</b> 1083684156
<b>EASTFIELD COLLEGE-PLEASANT GROVE CAMPUS</b>	802 S BUCKNER BLVD DALLAS 75217
D <b>BOBBYE ROSS</b> 1161782389	R <b>ANDREW CASTILLO</b> 2001963376
<b>EL CENTRO COLLEGE-MAIN CAMPUS</b>	801 MAIN ST DALLAS 75202
D <b>CHERI BALL-MEZA</b> 1083048522	R <b>JAN NORRIS</b> 1080469747
<b>EL CENTRO COLLEGE-WEST CAMPUS</b>	3330 NORTH HAMPTON RD DALLAS 75212
D <b>DEBORAH CULBERSON</b> 1083065266	R <b>DEBRA AGUILAR</b> 1078994440
<b>FLORENCE RECREATION CENTER</b>	2501 WHITSON WAY MESQUITE 75150
D <b>CHARLES MULLINS</b> 1087660838	R <b>RUSSELL JOHNSON</b> 1084922195
<b>FRETZ PARK LIBRARY</b>	6990 BELT LINE RD DALLAS 75254
D <b>VICTOR DAVIS</b> 1084490211	R <b>BILL THORESON</b> 1081627091

**2021 - 2023 TERM  
EARLY VOTING  
PRESIDING ELECTION OFFICERS AND ALTERNATE ELECTION OFFICERS  
SUBMISSION  
Updated PEO and AEO**

<b>FRIENDSHIP WEST BAPTIST CHURCH</b>	2020 WHEATLAND RD DALLAS 75232
D <b>DIANNA JACKSON</b> 1188905807	R <b>PATRICIA PIERSON</b> 1155966120
<b>GEORGE L ALLEN SR. COURTS BLDG</b>	600 COMMERCE ST DALLAS 75202
D <b>NICOLE SIMS</b> 1086954383	R <b>WILLIAM HAUGEN</b> 1082759879
<b>GRAUWYLER PARK REC CENTER</b>	7780 HARRY HINES BLVD DALLAS 75235
D <b>MARK W. BAKER</b> 1083402357	R <b>LYIAH CLARK</b> 2170463201
<b>HARRY STONE RECREATION CENTER</b>	2403 MILLMAR DR DALLAS 75228
D <b>BEN DAY</b> 1080297198	R <b>LATRESE ADKINS</b> 1151196150
<b>HIGHLAND HILLS LIBRARY</b>	6200 BONNIE VIEW RD DALLAS 75241
** D <b>DEBBIE LEE</b> 1091325853	R <b>JOSEPH HERNANDEZ</b> 1088334104
<b>IRVING CITY HALL</b>	825 W IRVING BLVD IRVING 75060
D <b>MAGGIE MARTINS</b> 1087639334	R <b>DEBRA ARNETT</b> 1084843959
<b>JOSEY RANCH LAKE LIBRARY</b>	1700 KELLER SPRINGS RD CARROLLTON 75006
D <b>TERRY BARKER</b> 1082988961	R <b>KALPANA PARAMESH</b> 1086208163
<b>LAKESIDE ACTIVITY CENTER</b>	101 HOLLEY PARK DR MESQUITE 75149
D <b>ZINA WEST-LEWIS</b> 1158644283	R <b>ERMINIA RINCONES</b> 1080487708

**2021 - 2023 TERM  
EARLY VOTING  
PRESIDING ELECTION OFFICERS AND ALTERNATE ELECTION OFFICERS  
SUBMISSION  
Updated PEO and AEO**

<b>LANCASTER VETERANS MEMORIAL LIBRARY</b>	1600 VETERANS MEMORIAL LANCASTER 75134
D <b>CARLA REYNOLDS-GROGAN</b> 1084450205	R <b>MICHAEL VOLGER</b> 2125635541
<b>LOCHWOOD BRANCH LIBRARY</b>	11221 LOCHWOOD BLVD DALLAS 75218
D <b>GEORGE SIGGERS</b> 1082187251	R <b>CORRINE HARDIN</b> 1080987675
<b>MARSH LANE BAPTIST CHURCH</b>	10716 MARSH LANE DALLAS 75229
D <b>BETTY ROWE WILLIAMS</b> 1083174779	R <b>DAVID W. WALLACE</b> 2148257111
<b>MARTIN LUTHER KING CORE BLDG</b>	2922 MARTIN L KING BLVD DALLAS 75215
D <b>GERRE WILLIAMS</b> 1186300576	R <b>JOHN MAYFIELD</b> 1082963418
<b>MARTIN WEISS REC CENTER</b>	1111 MARTINDELL AVE DALLAS 75211
D <b>JOE BURKLEO</b> 1087627273	R <b>GLORIA HIBDON</b> 1080961858
<b>MOUNTAIN CREEK LIBRARY</b>	6102 MOUNTAIN CREEK PK DALLAS 75249
D <b>DIANA KRIS FARRELL</b> 1145233168	R <b>CLARISSA LINDSEY</b> 1085899671
<b>MOUNTAIN VIEW COLLEGE-E BLDG</b>	4849 W ILLINOIS AVE DALLAS 75211
D <b>WILLIAM WOODS</b> 1080877445	R <b>DON WEEKS</b> 1083889958
<b>NORTH LAKE COLLEGE-F BLDG</b>	5001 N MACARTHUR BLVD IRVING 75038
D <b>VALERIE HUTCHINS</b> 1081152404	R <b>MATHEW LIGUEZ</b> 1046380960

**2021 - 2023 TERM  
EARLY VOTING  
PRESIDING ELECTION OFFICERS AND ALTERNATE ELECTION OFFICERS  
SUBMISSION  
Updated PEO and AEO**

<b>OAK CLIFF SUB-COURTHOUSE</b>	410 S BECKLEY AVE DALLAS 75203
<b>D DIANA BROADUS</b> 1084042061	<b>R PATRICK DALE</b> 1121250454
<b>OAKLAWN BRANCH LIBRARY</b>	4100 CEDAR SPRINGS RD DALLAS 75219
<b>D DAVID FISHER</b> 1002113326	<b>R DANIELLE COFNAS</b> 2174504412
<b>OUR REDEEMER LUTHERAN CHURCH</b>	7611 PARK LN DALLAS 75225
<b>D MICHELE VALENTINO</b> 1083188383	<b>R ROWELL LUBBERS</b> 1083340864
<b>OUR REDEEMER LUTHERAN CHURCH- GP</b>	4729 S CARRIER PKWY GRAND PRAIRIE 75052
<b>D EVELYN GRAY</b> 1084425491	<b>R ADRIANA ANGEL</b> 1172788889
<b>PAUL L DUNBAR LANCASTER-KEIST LIBRARY</b>	2008 EAST Kiest BLVD DALLAS 75216
<b>D YVONNE WILLIAMS</b> 1084019290	<b>R THERESA HAYES</b> 1084048456
<b>RICHARDSON CIVIC CENTER</b>	411 W ARAPAHO RD RICHARDSON 75080
<b>D LORI RALEY</b> 1081065167	<b>R CYNTHIA HOLLIDAY</b> 1083072882
<b>RICHLAND COLLEGE-GARLAND CAMPUS</b>	675 W WALNUT ST GARLAND 75040
<b>D JANET HARRIS</b> 1083757176	<b>R SHIRLEY RAVEN</b> 1083569898
<b>RICHLAND COLLEGE-MAIN CAMPUS</b>	9596 WALNUT ST DALLAS 75243
<b>D GREGORY BYRNE</b> 1088536933	<b>R JULIANA MARTINEZ</b> 1081229049

**2021 - 2023 TERM  
EARLY VOTING  
PRESIDING ELECTION OFFICERS AND ALTERNATE ELECTION OFFICERS  
SUBMISSION  
Updated PEO and AEO**

<b>ROWLETT CITY HALL ANNEX</b>	4004 MAIN ST ROWLETT 75088
D <b>MAGGIE ENSLEY</b> 1078459158	** R <b>MARIA MARCON</b> 1083317792
<b>SACHSE SENIOR CENTER</b>	3815 SACHSE RD, BLDG A SACHSE 75048
D <b>SANDRA FRANKLIN</b> 1081451706	R <b>LEZETTE MCFADDEN</b> 1080217902
<b>SAMUELL GRAND REC CENTER</b>	6200 E GRAND AVE DALLAS 75223
D <b>LOTA DUNHAM</b> 1080364148	R <b>VIRGINIA MONTFORT</b> 1083391257
<b>SKYLINE BRANCH LIBRARY</b>	6006 EVERGLADE RD DALLAS 75227
D <b>TRACY DOTIE HILL</b> 1080969076	R <b>BONNIE WATT</b> 1080481782
<b>SOUTH GARLAND BRANCH LIBRARY</b>	4845 BROADWAY BLVD GARLAND 75043
D <b>NGENA WHITE</b> 1203886713	R <b>MATTHEW FONTAINE</b> 1082858849
<b>UNIVERSITY PARK UNITED METHODIST CHURCH</b>	4024 CARUTH BLVD DALLAS 75225
D <b>JOSEPH SPERANDEO</b> 1086380675	R <b>LINDA COLLINS</b> 1083226666
<b>VALLEY RANCH BRANCH LIBRARY</b>	401 CIMARRON TRL IRVING 75063
D <b>JUZAR HASTA</b> 1083705225	R <b>JOHN COTHRAN</b> 1081316773

## ATTACHMENT - E

**2021 - 2023 TERM**  
**ELECTION DAY**  
**JUDGES AND ALTERNATE JUDGES**  
**SUBMISSION**  
**DALLAS COUNTY COMMISSIONER DISTRICTS 1-4**  
**Updated Judges List**

<b>V1001</b>	<b>SAM TASBY MIDDLE SCHOOL</b>	7001 FAIR OAKS AVE DALLAS 75231
J D	<b>JONATHAN BELL</b> 1081915708	A R <b>CYNTHIA KNOX</b> 1083294571
<b>V1002</b>	<b>VICKERY BAPTIST CHURCH</b>	5814 RIDGECREST RD DALLAS 75231
J D	<b>WILLIAM WOODS</b> 1080877445	A R <b>KEITH GILLESPIE</b> 1086029525
<b>V1003</b>	<b>HAMILTON PARK UNITED METHODIST CHURCH</b>	11881 SCHROEDER DR DALLAS 75243
J D	<b>LINTON GRAY</b> 1083654595	A R <b>BRUCE BRADLEY</b> 1079043284
<b>V1004</b>	<b>FOREST MEADOW JR HIGH SCHOOL</b>	9373 WHITEHURST DR DALLAS 75243
J R	<b>VANCE WADE</b> 1081795675	A D <b>CRYSTAL HUGHES</b> 1083714619
<b>V1005</b>	<b>NEW MOUNT ZION BAPTIST CHURCH</b>	9550 SHEPHERD RD DALLAS 75243
J D	<b>PATRICIA HICKS</b> 1084105962	A R <b>KATHLEEN YOUNG</b> 1080701556
<b>V1006</b>	<b>MOSS HAVEN ELEM SCHOOL</b>	9202 MOSS FARM LN DALLAS 75243
J R	<b>DEBORAH BROWN</b> 1081774276	A D <b>TRACEY ASHBY</b> 2158622422
<b>V1008</b>	<b>LEE MCSHAN JR ELEMENTARY SCHOOL</b>	8307 MEADOW RD DALLAS 75231
J D	<b>LORI REISENBICHLER</b> 1083549605	A R <b>CEDRIC WOOD</b> 1081701888

**2021 - 2023 TERM  
ELECTION DAY  
JUDGES AND ALTERNATE JUDGES  
SUBMISSION  
DALLAS COUNTY COMMISSIONER DISTRICTS 1-4  
Updated Judges List**

<b>V1013</b>	<b>NORTH DALLAS HIGH SCHOOL</b>	3120 N HASKELL AVE DALLAS 75204
J D	<b>ANNE BESSER</b> 1086078788	A R <b>BRIAN BODINE</b> 1130673123
<b>V1015</b>	<b>MULTIPLE CAREERS MAGNET CTR</b>	4528 RUSK AVE DALLAS 75204
J D	<b>BYRON MONTGOMERY</b> 1078318394	A R <b>PAUL LOCKMAN</b> 1080242629
<b>V1019</b>	<b>SOLAR PREPARATORY SCHOOL FOR GIRLS</b>	2617 N HENDERSON AVE DALLAS 75206
J D	<b>MICHELLE BUTTON</b> 1084501770	A R <b>LAURA ALLEN</b> 1082482830
<b>V1020</b>	<b>BEN MILAM ELEM SCH - DISD</b>	4200 MCKINNEY AVE DALLAS 75205
J D	<b>JEAN A. BALL-MEZA</b> 1170968508	A R <b>SUZANNE SHELTON</b> 1080803105
<b>V1022</b>	<b>OAKLAWN BRANCH LIBRARY</b>	4100 CEDAR SPRINGS RD DALLAS 75219
J D	<b>TIM WEST</b> 1220365491	A R <b>ELIZABETH JOHNSON</b> 1081905653
<b>V1023</b>	<b>THE FATHER'S CHURCH</b>	2707 ABRAMS RD DALLAS 75214
J D	<b>THOMAS WRIGHT</b> 1086225980	A R <b>ELIZABETH VINEY</b> 1157126719
<b>V1027</b>	<b>AUDELIA CREEK ELEM SCHOOL</b>	12600 AUDELIA RD DALLAS 75243
J D	<b>RONALD SELF</b> 1085642393	A R <b>RICHARD HARMS</b> 1080844728



**2021 - 2023 TERM  
ELECTION DAY  
JUDGES AND ALTERNATE JUDGES  
SUBMISSION  
DALLAS COUNTY COMMISSIONER DISTRICTS 1-4  
Updated Judges List**

<b>V1029</b>	<b>RICHLAND COLLEGE-LECROY CENTER</b>	9596 WALNUT ST DALLAS	75243
J D	<b>LENNA WEBB</b> 1078376952	A R	<b>JAMES FRAME</b> 1081914470
<b>V1030</b>	<b>A M AIKIN ELEM SCHOOL</b>	12300 PLEASANT VALLEY D DALLAS	75243
J D	<b>RANDALL EPPS</b> 1081436325	A R	<b>JANICE FOWLER</b> 1084760609
<b>V1032</b>	<b>NORTHWOOD HILLS ELEM SCH</b>	14532 MEANDERING WAY DALLAS	75254
J R	<b>CAROLINE CROLEY</b> 1219328829	A D	<b>MONICA SHEVELL</b> 1076279574
<b>V1033</b>	<b>SPRING VALLEY ELEM SCHOOL</b>	13535 SPRING GROVE AVE DALLAS	75240
J R	<b>LARRY STANDEFER</b> 1080201670	A D	<b>KIMMY ROBINSON</b> 1086081072
<b>V1036</b>	<b>RISD ACADEMY</b>	13630 COIT RD DALLAS	75240
J D	<b>CHRISTINE MILAZZO</b> 1079461058	A R	<b>JANET MARIANI</b> 1087926535
<b>V1040</b>	<b>DALLAS FIRE STATION # 57</b>	10801 AUDELIA RD DALLAS	75238
J D	<b>VACANT</b>	A R	<b>ISABELLA IVERSON</b> 1080497084
<b>V1043</b>	<b>SKYVIEW ELEM SCHOOL</b>	9229 MEADOWKNOLL DR DALLAS	75243
J R	<b>JIMMIE MCGUIRE</b> 1083497414	A D	<b>KAREN SIMMONS</b> 1082917681

**2021 - 2023 TERM  
ELECTION DAY  
JUDGES AND ALTERNATE JUDGES  
SUBMISSION  
DALLAS COUNTY COMMISSIONER DISTRICTS 1-4  
Updated Judges List**

<b>V1045</b>	<b>HIGHLAND MEADOWS ELEM SCHOOL</b>	8939 WHITEWING LN DALLAS 75238
J D	<b>SAUNDRA LEINNEWEBER</b> 1081837871	A R <b>DANIEL HEERS</b> 1081891021
<b>V1047</b>	<b>MARTHA T REILLY ELEM</b>	11230 LIPPITT AVE DALLAS 75218
J D	<b>GEORGE SIGGERS</b> 1082187251	A R <b>CAROLINE WALKER</b> 1081426707
<b>V1049</b>	<b>MERRIMAN PARK ELEM SCHOOL</b>	7101 WINEDALE DR DALLAS 75231
J R	<b>SHELBY JAMES</b> 1086737948	A D <b>LINDA NEWMAN</b> 1086850567
<b>V1052</b>	<b>LOCHWOOD BRANCH LIBRARY</b>	11221 LOCHWOOD BLVD DALLAS 75218
J D	<b>TIMOTHY SEXTON</b> 1078546507	A R <b>LAWRENCE GEORGE BURKE</b> 1080611062
<b>V1054</b>	<b>CASA VIEW ELEM SCHOOL</b>	2100 N FAROLA DR DALLAS 75228
J D	<b>MARIE ARROWSMITH</b> 2153068861	A R <b>EDWARD RETTA</b> 1088133350
<b>V1056</b>	<b>CHARLES A GILL ELEM SCH</b>	10910 FERGUSON RD DALLAS 75228
J D	<b>ANNETTE CHOICE</b> 1086461130	A R <b>BONNIE WATT</b> 1080481782
<b>V1057</b>	<b>ST PIUS X CHURCH PARISH</b>	3030 GUS THOMASSON RD DALLAS 75228
J D	<b>CHRIS MCDONALD</b> 1075555067	A R <b>CHARLIE YOUNGBLOOD</b> 1083558910

**2021 - 2023 TERM  
ELECTION DAY  
JUDGES AND ALTERNATE JUDGES  
SUBMISSION  
DALLAS COUNTY COMMISSIONER DISTRICTS 1-4  
Updated Judges List**

<b>V1058</b>	<b>BRYAN ADAMS HIGH SCHOOL</b>	2101 MILLMAR DR DALLAS 75228
J D	<b>EDMOND MARTIN</b> 1086580481	A R <b>DORIS BRANTFERGER</b> 1083010306
<b>V1059</b>	<b>REINHARDT ELEM SCHOOL</b>	10122 LOSA DR DALLAS 75218
J D	<b>NANCY BRYANT</b> 1076395586	A R <b>TAMARA BROWN</b> 1157932978
<b>V1060</b>	<b>ALEX SANGER PREPARATORY SCHOOL</b>	8410 SAN LEANDRO DR DALLAS 75218
J D	<b>BRUCE ANTON</b> 1080737653	A R <b>GARRY BROWN</b> 1083050706
<b>V1061</b>	<b>W H GASTON MIDDLE SCHOOL</b>	9565 MERCER DR DALLAS 75228
J D	<b>DAVID E. WALLACE</b> 1080475974	A R <b>KERI MOORE</b> 1081051242
<b>V1063</b>	<b>GEORGE TRUETT ELEM SCH</b>	1811 GROSS RD DALLAS 75228
J D	<b>ELIZABETH HARDAGE</b> 1086157068	A R <b>BARBARA KING</b> 1080803855
<b>V1070</b>	<b>GRACE UNITED METH CHURCH</b>	4105 JUNIUS ST DALLAS 75246
J D	<b>GREGORY BYRNE</b> 1088536933	A R <b>JULIANA MARTINEZ</b> 1081229049
<b>V1071</b>	<b>LAKEWOOD BRANCH LIBRARY</b>	6121 WORTH ST DALLAS 75214
J D	<b>VIVIAN DUDLEY</b> 1116885636	A R <b>TERRYLL NEMETH</b> 2143067549

**2021 - 2023 TERM  
ELECTION DAY  
JUDGES AND ALTERNATE JUDGES  
SUBMISSION  
DALLAS COUNTY COMMISSIONER DISTRICTS 1-4  
Updated Judges List**

<b>V1073</b>	<b>THE CHURCH AT JUNIUS HEIGHTS</b>	5429 REIGER AVE DALLAS	75214
J D	<b>CHERI BALL-MEZA</b> 1083048522	A R	<b>DAVID SHAW</b> 1082517779
<b>V1074</b>	<b>SAMUELL GRAND REC CENTER</b>	6200 E GRAND AVE DALLAS	75223
J D	<b>LOTA DUNHAM</b> 1080364148	A R	<b>VIRGINIA MONTFORT</b> 1083391257
<b>V1076</b>	<b>EDUARDO MATA MONTESSORI SCHOOL</b>	7420 LA VISTA DR DALLAS	75214
J D	<b>DARRYL CAMPBELL</b> 2121028923	A R	<b>TRENT BARTON</b> 1164073131
<b>V1078</b>	<b>BAYLES ELEM SCHOOL</b>	2444 TELEGRAPH AVE DALLAS	75228
J D	<b>OLA ALLEN</b> 1083953661	A R	<b>CORA BILLINGSLEY</b> 1080583639
<b>V1079</b>	<b>S S CONNER ELEM SCHOOL</b>	3037 GREENMEADOW DR DALLAS	75228
J D	<b>RHONDA CHOICE</b> 1078934119	A R	<b>LEE BALDWIN</b> 1082910053
<b>V1081</b>	<b>OWENWOOD FARM &amp; NEIGHBOR SPACE</b>	1451 JOHN WEST RD DALLAS	75228
J D	<b>JEAN ROGERS</b> 1082065107	A R	<b>KARON ROBINSON</b> 1083781250
<b>V1083</b>	<b>COLONIAL BAPTIST CHURCH</b>	6459 SCYENE RD DALLAS	75227
J D	<b>TYLER WADE</b> 2166437391	A R	<b>WILTON CROCKER</b> 1084243223

**2021 - 2023 TERM  
ELECTION DAY  
JUDGES AND ALTERNATE JUDGES  
SUBMISSION  
DALLAS COUNTY COMMISSIONER DISTRICTS 1-4  
Updated Judges List**

<b>V1084</b>	<b>EDNA ROWE ELEM SCHOOL</b>	4918 HOVENKAMP DR DALLAS	75227
J D	<b>ALLISON PINKARD</b> 1080071434	A R	<b>VACANT</b>
<b>V1085</b>	<b>URBAN PARK ELEM SCHOOL</b>	6901 MILITARY PKWY DALLAS	75227
J D	<b>LUCY GARCIA</b> 1083038717	A R	<b>JOYCE MCMILLAN</b> 1202007019
<b>V1087</b>	<b>SKYLINE HIGH SCHOOL</b>	7777 FORNEY RD DALLAS	75227
J D	<b>DELPHINE VASSER</b> 1082689174	A R	<b>LINDA MACK</b> 1081364869
<b>V1088</b>	<b>SKYLINE BRANCH LIBRARY</b>	6006 EVERGLADE RD DALLAS	75227
J D	<b>TRACY DOTIE HILL</b> 1080969076	A R	<b>VACANT</b>
<b>V1090</b>	<b>SAN JACINTO ELEM SCHOOL</b>	7900 HUME DR DALLAS	75227
J D	<b>DOROTHY DIGGS</b> 1081641147	A R	<b>FRIEDRICH SCHULZ</b> 1081609910
<b>V1091</b>	<b>ANNIE WEBB BLANTON SCHOOL</b>	8915 GREENMOUND AVE DALLAS	75227
J D	<b>LATRICE JACKSON</b> 1081962801	A R	<b>KALPANA PARAMESH</b> 1086208163
<b>V1092</b>	<b>EDWARD TITCHE ELEM SCHOOL</b>	9560 HIGHFIELD DR DALLAS	75227
J D	<b>HERLINDA RESENDIZ</b> 1186966235	A R	<b>VACANT</b>

**2021 - 2023 TERM  
ELECTION DAY  
JUDGES AND ALTERNATE JUDGES  
SUBMISSION  
DALLAS COUNTY COMMISSIONER DISTRICTS 1-4  
Updated Judges List**

<b>V1093</b>	<b>NUEVA VIDA LIFE ASSEMBLY</b>	10747 BRUTON RD DALLAS	75217
J D	<b>BETTY CARTER</b> 1083683735	A R	<b>VACANT</b>
<b>V1094</b>	<b>JOHN IRELAND ELEM SCHOOL</b>	1515 N JIM MILLER RD DALLAS	75217
J D	<b>BRENDA ANDERSON</b> 1081866370	A R	<b>QUENTIN CAMPBELL</b> 1078333528
<b>V1095</b>	<b>NATHANIEL HAWTHORNE SCHOOL</b>	7800 UMPHRESS RD DALLAS	75217
J D	<b>JAMES DOUGLAS RAY</b> 1124082978	A R	<b>VACANT</b>
<b>V1096</b>	<b>EASTFIELD COLLEGE PLEASANT GROVE CAMPUS</b>	802 S BUCKNER BLVD DALLAS	75217
J D	<b>LAKISHA NEALY</b> 1087108234	A R	<b>VACANT</b>
<b>V1097</b>	<b>W W SAMUELL HIGH SCHOOL</b>	8928 PALISADE DR DALLAS	75217
J D	<b>WHITNEY HUNT</b> 1169552222	A R	<b>VACANT</b>
<b>V1098</b>	<b>YMLA @ FLORENCE MIDDLE SCHOOL</b>	1625 N MASTERS DR DALLAS	75217
J D	<b>JUANITA POLLARD</b> 1207900568	A R	<b>LARRY LINKE</b> 1081098250
<b>V1100</b>	<b>E B COMSTOCK MIDDLE SCHOOL</b>	7044 HODDE ST DALLAS	75217
J D	<b>MINNIE ARMSTRONG</b> 1080460384	A R	<b>VACANT</b>

**2021 - 2023 TERM  
ELECTION DAY  
JUDGES AND ALTERNATE JUDGES  
SUBMISSION  
DALLAS COUNTY COMMISSIONER DISTRICTS 1-4  
Updated Judges List**

<b>V1101</b>	<b>PLEASANT GROVE LIBRARY</b>	7310 LAKE JUNE RD DALLAS	75217
J D	<b>DONNA O'NEAL</b> 1080810525	A R	<b>ROGER HUDGENS</b> 1083108731
<b>V1102</b>	<b>B H MACON ELEM SCHOOL</b>	650 HOLCOMB RD DALLAS	75217
J D	<b>INIECE DAVIS</b> 1080835612	A R	<b>VACANT</b>
<b>V1104</b>	<b>WILLIAM ANDERSON ELEM SCH</b>	620 N ST AUGUSTINE RD DALLAS	75217
J D	<b>AUBREY SEARS</b> 1201085994	A R	<b>VACANT</b>
<b>V1107</b>	<b>RICHARD LAGOW ELEM SCHOOL</b>	637 EDGEWORTH DR DALLAS	75217
J D	<b>LISA PELMORE</b> 1082144933	A R	<b>VACANT</b>
<b>V1108</b>	<b>H GRADY SPRUCE HIGH SCHOOL</b>	9733 OLD SEAGOVILLE RD DALLAS	75217
J D	<b>DAVID HAIGLER</b> 1217392337	A R	<b>ZARA ZERBY</b> 1078046435
<b>V1109</b>	<b>SURE FOUNDATION BAPTIST CHURCH</b>	8805 FIRESIDE DR DALLAS	75217
J D	<b>VACANT</b>	A R	<b>RALPH STINSON III</b> 1080834522
<b>V1116</b>	<b>EDWIN J KEST ELEM SCHOOL</b>	2611 HEALEY DR DALLAS	75228
J D	<b>GABRIELA PATARO</b> 1083464285	A R	<b>STEVE YORK</b> 1083060216

**2021 - 2023 TERM  
ELECTION DAY  
JUDGES AND ALTERNATE JUDGES  
SUBMISSION  
DALLAS COUNTY COMMISSIONER DISTRICTS 1-4  
Updated Judges List**

<b>V1118</b>	<b>IGNITE MIDDLE SCHOOL</b>	2211 CADDO ST DALLAS	75204
J D	<b>JAMES WATKINS</b> 2149226969	A R	<b>MARY HARMS</b> 1082116209
<b>V1119</b>	<b>ST LUKE COMMUNITY UMC</b>	5710 E R L THORNTON FRW DALLAS	75223
J D	<b>GEORGE COLLINS</b> 1081465587	A R	<b>WILLIAM BIESEL</b> 1083284512
<b>V1120</b>	<b>SOLAR PREPARATORY SCHOOL FOR BOYS</b>	1802 MOSER AVE DALLAS	75206
J D	<b>ROBERT SULLIVAN</b> 1081432304	A R	<b>TONNETTE KHABIR</b> 1087124734
<b>V1121</b>	<b>LIVING WATERS CHURCH OF GOD</b>	11110 SHILOH RD DALLAS	75228
J D	<b>BEN DAY</b> 1080297198	* A R	<b>CAROLE STEPHENS</b> 2129955121
<b>V1128</b>	<b>LAKE HIGHLANDS HIGH SCHOOL</b>	9449 CHURCH RD DALLAS	75238
J R	<b>JANA BOSWELL</b> 1080874950	A D	<b>BRYON HANNAH</b> 2124905754
<b>V1134</b>	<b>FORESTER FIELD HOUSE</b>	8233 MILITARY PKWY DALLAS	75227
J D	<b>KIM MUHAMMAD</b> 1081636253	A R	<b>VACANT</b>
<b>V1300</b>	<b>ED VANSTON MIDDLE SCHOOL</b>	3230 KARLA DR MESQUITE	75150
* J D	<b>CHRISTI RODGERS</b> 1083388699	* A R	<b>GEORGE BURRIDGE</b> 1080904796



**2021 - 2023 TERM  
ELECTION DAY  
JUDGES AND ALTERNATE JUDGES  
SUBMISSION  
DALLAS COUNTY COMMISSIONER DISTRICTS 1-4  
Updated Judges List**

<b>V1301</b>	<b>FLORENCE RECREATION CENTER</b>	2501 WHITSON WAY MESQUITE 75150
J D	<b>ELIZABETH RENDON</b> 1081793377	A R <b>MARY LAWSON</b> 1080095355
<b>V1302</b>	<b>VERNON PRICE ELEM SCHOOL</b>	630 STROUD LN GARLAND 75043
J D	<b>LINDA GARRETT</b> 1083345883	A R <b>RUSSELL JOHNSON</b> 1084922195
<b>V1303</b>	<b>EASTFIELD COLLEGE-MAIN CAMPUS, C BLDG</b>	3737 MOTLEY DR MESQUITE 75150
J D	<b>WILLIAM BRIDGMAN</b> 1086714861	A R <b>JOSH GUTIERREZ</b> 1082989730
<b>V1304</b>	<b>GOODBAR RECREATION CENTER</b>	3000 CONCORD DR MESQUITE 75150
J D	<b>LISA WILLIAMS</b> 1081484116	A R <b>PAT MOORMAN</b> 1080282928
<b>V1305</b>	<b>ZACK MOTLEY ELEM SCHOOL</b>	3719 MOON DR MESQUITE 75150
J D	<b>STEPHEN POGUE</b> 1083753524	A R <b>MICHAEL WIETHORN</b> 1083099603
<b>V1308</b>	<b>RANGE ELEM SCHOOL</b>	4060 EMERALD DR MESQUITE 75150
J D	<b>FERNANDO ROJAS</b> 1079191279	* A R <b>CAROL WOJTKOWIAK</b> 1083391843
<b>V1310</b>	<b>TOSCH ELEM SCHOOL</b>	2424 LARCHMONT DR MESQUITE 75150
J D	<b>BOBBYE ROSS</b> 1161782389	A R <b>POPPY AIRHART</b> 1080266507

**2021 - 2023 TERM  
ELECTION DAY  
JUDGES AND ALTERNATE JUDGES  
SUBMISSION  
DALLAS COUNTY COMMISSIONER DISTRICTS 1-4  
Updated Judges List**

<b>V1311</b>	<b>J C RUGEL ELEM SCHOOL</b>	2701 SYBIL DR MESQUITE	75149
J R	<b>COLETTE KUYKENDALL</b> 1080348685	* A D <b>JAMES ALEXANDER</b> 1088721628	
<b>V1312</b>	<b>GALLOWAY ELEM SCHOOL</b>	200 CLARY DR MESQUITE	75149
J D	<b>MARTHA ROSALES</b> 1085994827	A R <b>KAREN SWAIN</b> 1083357081	
<b>V1314</b>	<b>WEST MESQUITE HIGH SCHOOL</b>	2500 MEMORIAL PKWY MESQUITE	75149
* J D	<b>LASHUN HENDERSON</b> 1085430227	A R <b>ERIC KIDDER</b> 1080825518	
<b>V1500</b>	<b>DOVER ELEM SCHOOL</b>	700 DOVER DR RICHARDSON	75080
J D	<b>HOLLIS STAIR</b> 1214957102	A R <b>JAN NORRIS</b> 1080469747	
<b>V1501</b>	<b>PROFESSIONAL DEVELOPMENT CTR-RISD</b>	701 W BELT LINE RD RICHARDSON	75080
J D	<b>JOHN KEISER</b> 1078071158	A R <b>CHRIS DAVIS</b> 1083338459	
<b>V1502</b>	<b>MATH/SCIENCE TECHNOLOGY MAGNET-RISD</b>	450 ABRAMS RD RICHARDSON	75081
J D	<b>JOHN COUPE</b> 1081217592	A R <b>WILLIAM BEARD</b> 1088214604	
<b>V1503</b>	<b>RICHLAND ELEM SCHOOL</b>	550 PARK BEND DR RICHARDSON	75081
J D	<b>ARMIN SABETI</b> 1077760579	A R <b>MARILYN NORTHRUP</b> 1082136462	

**2021 - 2023 TERM  
ELECTION DAY  
JUDGES AND ALTERNATE JUDGES  
SUBMISSION  
DALLAS COUNTY COMMISSIONER DISTRICTS 1-4  
Updated Judges List**

<b>V1700</b>	<b>BRADFIELD REC CENTER</b>	1146 CASTLE DR GARLAND	75040
J D	<b>SABRINA DONNELL</b> 1082053098	* A R <b>SHERYL OVERTURF</b> 1082475139	
<b>V1701</b>	<b>BUSSEY MIDDLE SCHOOL</b>	1204 TRAVIS ST GARLAND	75040
J D	<b>ANNE KOGAN</b> 2130150591	* A R <b>VACANT</b>	
<b>V1702</b>	<b>GOLDEN MEADOWS ELEM SCHOOL</b>	1726 TRAVIS ST GARLAND	75042
J D	<b>CECILY COX</b> 1189875972	* A R <b>JOHN BALL</b> 1080184798	
<b>V1703</b>	<b>A R DAVIS ELEM SCHOOL</b>	1621 MCCALLUM DR GARLAND	75042
J D	<b>SANDRA JOHNSON</b> 1081078082	A R <b>PATRICIA SHAW</b> 1080876493	
<b>V1705</b>	<b>O. HENRY ELEMENTARY SCHOOL</b>	4100 TYNES DR GARLAND	75042
J D	<b>MABEL OKECHUKWU</b> 1078219535	A R <b>DANNY JANES</b> 1083243034	
<b>V1706</b>	<b>BRADFIELD ELEM SCHOOL-GISD</b>	3817 BUCKNELL DR GARLAND	75042
J D	<b>SHERIE WIGDER</b> 1078568948	A R <b>LEAH CAREY</b> 1080993311	
<b>V1708</b>	<b>RICHLAND COLLEGE - GARLAND CAMPUS</b>	675 W WALNUT ST GARLAND	75040
J D	<b>MELODIE MCFARLAND</b> 1081820418	A R <b>ESTHER COWPERTHWAIT</b> 1081023750	

**2021 - 2023 TERM  
ELECTION DAY  
JUDGES AND ALTERNATE JUDGES  
SUBMISSION  
DALLAS COUNTY COMMISSIONER DISTRICTS 1-4  
Updated Judges List**

<b>V1709</b>	<b>AUSTIN ACADEMY</b>	1125 BEVERLY DR GARLAND 75040
J D	<b>DAVID SPONSEL</b> 1086904097	A R <b>ANNA HALL</b> 1081711655
<b>V1710</b>	<b>KIMBERLIN ACADEMY</b>	1520 CUMBERLAND DR GARLAND 75040
* J D	<b>MARIA GARCIA</b> 1198190952	A R <b>JOAN BUTLER</b> 1088771995
<b>V1711</b>	<b>GRANGER RECREATION CENTER</b>	1310 W AVE F GARLAND 75040
J D	<b>MAGGIE ENSLEY</b> 1078459158	* A R <b>MARIA MARCON</b> 1083317792
<b>V1712</b>	<b>WILLIAMS ELEM SCHOOL</b>	1821 OLD GATE LN GARLAND 75042
J R	<b>GARY BENTLEY</b> 1083659429	A D <b>JANET HARRIS</b> 1083757176
<b>V1713</b>	<b>MEMORIAL PATHWAY ACADEMY</b>	2825 S FIRST ST GARLAND 75041
J R	<b>SCOTT MCKIM</b> 1082993891	A D <b>MARILYN PORTMAN</b> 1081540518
<b>V1715</b>	<b>WATSON TECHNOLOGY CENTER</b>	2601 DAIRY RD GARLAND 75041
J D	<b>ARLENE BEASLEY</b> 1080963609	* A R <b>BILL UNDERHILL</b> 1081569430
<b>V1716</b>	<b>SOUTH GARLAND HIGH SCHOOL</b>	600 COLONEL DR GARLAND 75043
J R	<b>CHRIS SWAIN</b> 1027394792	A D <b>JOY BRADY</b> 1078273700

**2021 - 2023 TERM  
ELECTION DAY  
JUDGES AND ALTERNATE JUDGES  
SUBMISSION  
DALLAS COUNTY COMMISSIONER DISTRICTS 1-4  
Updated Judges List**

<b>V1717</b>	<b>CLASSICAL CENTER @ BRANDENBURG MS</b>	626 NICKENS RD GARLAND	75043
J D	<b>JAMECIA JOHNSON</b> 1159943564	A R	<b>JEFF S TURNER</b> 1078803036
<b>V1718</b>	<b>SOUTHGATE ELEM SCHOOL</b>	1115 MAYFIELD AVE GARLAND	75041
J R	<b>ROBERT DAY</b> 1080546639	A D	<b>PEGGY MCCARTY</b> 1083333816
<b>V1719</b>	<b>MONTCLAIR ELEM SCHOOL</b>	5200 BROADMOOR DR GARLAND	75043
J D	<b>JANETTE SWINTON</b> 2121084209	A R	<b>ELLEN HAIRSTON</b> 1080952584
<b>V1720</b>	<b>O'BANION MIDDLE SCHOOL</b>	700 BIRCHWOOD DR GARLAND	75043
J D	<b>TIARA SCOTT</b> 1086923883	* A R	<b>SHERRIE BEYER</b> 1082840390
<b>V1722</b>	<b>CLASSICAL CENTER AT VIAL ELEM SCHOOL</b>	126 CREEKVIEW DR GARLAND	75043
* J D	<b>ANGELICA VILLANUEVA</b> 1084084973	A R	<b>LINDA HATHORN</b> 1086676202
<b>V1723</b>	<b>SOUTH GARLAND BRANCH LIBRARY</b>	4845 BROADWAY BLVD GARLAND	75043
J D	<b>JAMES HARP</b> 1080917191	A R	<b>JOHN LIVELY</b> 1086499808
<b>V1726</b>	<b>ROUTH ROACH ELEM SCHOOL</b>	1811 MAYFIELD AVE GARLAND	75041
J D	<b>AMY PECK</b> 1192845502	A R	<b>RONDA PAULSEN</b> 1082207006

**2021 - 2023 TERM  
ELECTION DAY  
JUDGES AND ALTERNATE JUDGES  
SUBMISSION  
DALLAS COUNTY COMMISSIONER DISTRICTS 1-4  
Updated Judges List**

<b>V1728</b>	<b>SAM HOUSTON MIDDLE SCHOOL</b>	2232 SUSSEX DR GARLAND 75041
J D	<b>ANGELA ROBINETTE</b> 1081186495	A R <b>MATTHEW FONTAINE</b> 1082858849
<b>V2002</b>	<b>THOMAS C MARSH PREPARATORY ACADEMY</b>	3838 CROWN SHORE DR DALLAS 75244
J D	<b>DARYL HINSHAW</b> 1081139236	A R <b>SUSANNE BOONE</b> 1081005679
<b>V2003</b>	<b>W T WHITE HIGH SCHOOL</b>	4505 RIDGESIDE DR DALLAS 75244
J R	<b>EDWARD SIMPSON</b> 1083181583	A D <b>ROXANE WIERMAN</b> 1083249033
<b>V2004</b>	<b>NATHAN ADAMS ELEM SCHOOL</b>	12600 WELCH RD DALLAS 75244
J R	<b>STEPHANIE SMITH</b> 1083712932	A D <b>ADAM SHULMAN</b> 1180747827
<b>V2005</b>	<b>MARSH LANE BAPTIST CHURCH</b>	10716 MARSH LANE DALLAS 75229
J R	<b>MELINDA STARNES</b> 1080599097	A D <b>MELANIE H SMITH</b> 1083448172
<b>V2006</b>	<b>HARRY C WITHERS ELEM SCHOOL</b>	3959 NORTHAVEN RD DALLAS 75229
J R	<b>WILLARD SMITH</b> 1083256769	A D <b>MARY DREW</b> 1081249782
<b>V2007</b>	<b>MIDWAY HILLS CHRISTIAN CHURCH</b>	11001 MIDWAY RD DALLAS 75229
J R	<b>NICHOLAS GILLIAM</b> 1080492618	A D <b>JANICE HENDERSON</b> 1081285500

**2021 - 2023 TERM  
ELECTION DAY  
JUDGES AND ALTERNATE JUDGES  
SUBMISSION  
DALLAS COUNTY COMMISSIONER DISTRICTS 1-4  
Updated Judges List**

<b>V2008</b>	<b>JOHN J PERSHING ELEM SCHOOL</b>	5715 MEADERS LN DALLAS	75229
J R	<b>MARY BROOKS</b> 1083663623	A D	<b>MARCIA MEAD</b> 1083371280
<b>V2009</b>	<b>L G CIGARROA ELEM SCHOOL</b>	9990 WEBB CHAPEL RD DALLAS	75220
J R	<b>MARIANNE MORRIS</b> 1085382239	A D	<b>AMY WALLACE</b> 1083449612
<b>V2010</b>	<b>EDWARD CARY MIDDLE SCHOOL</b>	3978 KILLION DR DALLAS	75229
J R	<b>BRYAN LONG</b> 1081538800	A D	<b>MAUREEN WALDIE</b> 1083718462
<b>V2011</b>	<b>WALNUT HILL REC CENTER</b>	10011 MIDWAY RD DALLAS	75229
J R	<b>SHANNON DALTON</b> 1082165568	A D	<b>DENA JACKSON</b> 1088706325
<b>V2013</b>	<b>LOVERS LANE UNITED METHODIST CHURCH</b>	9200 INWOOD RD DALLAS	75220
J R	<b>NANCY ANDERTON</b> 1082415373	A D	<b>JONATHAN NELSON</b> 1044621211
<b>V2016</b>	<b>UNITY CHURCH OF DALLAS</b>	6525 FOREST LN DALLAS	75230
J R	<b>EVA ROYER</b> 1089976676	A D	<b>JANICE SCHWARZ</b> 1081959717
<b>V2018</b>	<b>NORTHAVEN UN METHODIST CHURCH</b>	11211 PRESTON RD DALLAS	75230
J R	<b>VINCENT REYNOLDS</b> 1078614015	A D	<b>CLAIRE STANARD</b> 1082552226

**2021 - 2023 TERM  
ELECTION DAY  
JUDGES AND ALTERNATE JUDGES  
SUBMISSION  
DALLAS COUNTY COMMISSIONER DISTRICTS 1-4  
Updated Judges List**

<b>V2019</b>	<b>GEORGE B DEALEY MONTESSORI ACADEMY</b>	6501 ROYAL LN DALLAS	75230
J R	<b>EDMUND DANIELS</b> 1108467254	A D <b>WILL WILKINS</b> 1080563661	
<b>V2020</b>	<b>ARTHUR KRAMER ELEM SCHOOL</b>	7131 MIDBURY DR DALLAS	75230
J D	<b>ROLLIN GARY</b> 1083315754	A R <b>LINDA WARD</b> 1096401050	
<b>V2021</b>	<b>HILLCREST HIGH SCHOOL</b>	9924 HILLCREST RD DALLAS	75230
J R	<b>BILL ANDERTON</b> 1081843684	A D <b>DON FORTENBERRY</b> 1082005393	
<b>V2023</b>	<b>BENJAMIN FRANKLIN - IEA</b>	6920 MEADOW RD DALLAS	75230
J R	<b>JAMES CARTER</b> 1088252908	A D <b>SANDRA ELLIS</b> 1083804834	
<b>V2026</b>	<b>PRESTON HOLLOW UN METHODIST CHURCH</b>	6315 WALNUT HILL LN DALLAS	75230
J R	<b>CHARLES ARMSTRONG</b> 1083064377	A D <b>EDDIE BOWERS</b> 1084933053	
<b>V2027</b>	<b>OUR REDEEMER LUTHERAN CHURCH</b>	7611 PARK LN DALLAS	75225
J R	<b>SANDY AMMONS</b> 1083356115	A D <b>ALAN CORETZ</b> 1078613725	
<b>V2029</b>	<b>WESTMINISTER PRESBYTERIAN CHURCH</b>	8200 DEVONSHIRE DR DALLAS	75209
J R	<b>FRANCO MORTAROTTI</b> 1219537887	A D <b>MICHAEL STREET</b> 1158639943	



**2021 - 2023 TERM  
ELECTION DAY  
JUDGES AND ALTERNATE JUDGES  
SUBMISSION  
DALLAS COUNTY COMMISSIONER DISTRICTS 1-4  
Updated Judges List**

<b>V2030</b>	<b>THE MUSEUM OF BIBLICAL ART</b>	7500 PARK LN DALLAS	75225
J R	<b>LINDA COLLINS</b> 1083226666	A D	<b>NATALIE LEVY</b> 1080218072
<b>V2032</b>	<b>SKILLMAN SOUTHWESTERN BRANCH LIBRARY</b>	5707 SKILLMAN ST DALLAS	75206
J D	<b>DALE GREER</b> 1088124637	A R	<b>GREGORY CLEMENTS</b> 1079771208
<b>V2034</b>	<b>HENRY W LONGFELLOW - CEA</b>	5314 BOAZ ST DALLAS	75209
J R	<b>ARTHUR FIELDS</b> 1184673592	A D	<b>MARY BETH MCKENNA</b> 1088110295
<b>V2035</b>	<b>MOCKINGBIRD COMMUNITY CHURCH</b>	5470 ELLSWORTH AVE DALLAS	75206
J D	<b>JEAN LAMBERTY</b> 1087595745	A R	<b>DAN WYDE</b> 1081330932
<b>V2036</b>	<b>ZION LUTHERAN CHURCH</b>	6121 E LOVERS LN DALLAS	75214
J R	<b>LAWRENCE WAINER</b> 1083040516	A D	<b>DALE MCEOWEN</b> 1080354419
<b>V2038</b>	<b>GENEVA HEIGHTS ELEMENTARY</b>	2911 DELMAR AVE DALLAS	75206
J D	<b>CHARLES MULLINS</b> 1087660838	A R	<b>CHRISTOPHER FORD</b> 1215788323
<b>V2040</b>	<b>ST ANDREWS PRESBYTERIAN CHURCH</b>	3204 SKILLMAN ST DALLAS	75206
J R	<b>CHISA SAVAGE</b> 2137968805	A D	<b>JOAN COOPER</b> 1074294001

**2021 - 2023 TERM  
ELECTION DAY  
JUDGES AND ALTERNATE JUDGES  
SUBMISSION  
DALLAS COUNTY COMMISSIONER DISTRICTS 1-4  
Updated Judges List**

<b>V2041</b>	<b>UNIVERSITY OF TEXAS-DALLAS, VISITOR CTR</b>	800 W CAMPBELL RD RICHARDSON 75080
J R	<b>GAYLYNN GEE</b> 1082764689	A D <b>GAYANE FULLFORD</b> 1081573054
<b>V2042</b>	<b>PARKHILL JR HIGH SCHOOL</b>	16500 SHADYBANK DR DALLAS 75248
J R	<b>VERA GAJEWSKY</b> 1078292196	A D <b>ROBERT FRANKLIN</b> 1078443307
<b>V2043</b>	<b>BRENTFIELD PRIMARY SCHOOL</b>	6767 BRENTFIELD DR DALLAS 75248
J R	<b>DAVID W. WALLACE</b> 2148257111	A D <b>ANNE CHRISTIANSEN</b> 1208466372
<b>V2044</b>	<b>TEXAS A&amp;M RESEARCH EXT CTR BLDG E</b>	17360 COIT RD DALLAS 75252
J R	<b>DARLENE HOWELL</b> 1087831296	A D <b>JAY TOBIN</b> 1083022562
<b>V2047</b>	<b>JAMES BOWIE ELEM SCHOOL-RISD</b>	7643 LA MANGA DR DALLAS 75248
J R	<b>CONNIE HUTZELL</b> 1080636741	A D <b>GERALDINE SLAUGHTER</b> 1080639995
<b>V2048</b>	<b>DALLAS FIRE STATION # 7</b>	6010 DAVENPORT RD DALLAS 75248
J D	<b>VACANT</b>	A R <b>DELISA DAY</b> 1080816360
<b>V2050</b>	<b>PRESTONWOOD ELEM SCHOOL</b>	6525 LA COSA DR DALLAS 75248
J R	<b>CARON HILL</b> 1080486050	A D <b>PATRICIA SHAUGHNESSY</b> 1080633751

**2021 - 2023 TERM  
ELECTION DAY  
JUDGES AND ALTERNATE JUDGES  
SUBMISSION  
DALLAS COUNTY COMMISSIONER DISTRICTS 1-4  
Updated Judges List**

<b>V2051</b>	<b>SPRING CREEK ELEM-RISD</b>	7667 ROUNDROCK RD DALLAS 75248
J R	<b>JASON FRANNEA</b> 1081163280	A D <b>ELIZABETH HOFFMAN</b> 2131860564
<b>V2052</b>	<b>FRETZ PARK LIBRARY</b>	6990 BELT LINE RD DALLAS 75254
J R	<b>BILL THORESON</b> 1081627091	A D <b>KENNETH CARROLL</b> 1083657399
<b>V2056</b>	<b>KING OF GLORY LUTHERAN CHURCH</b>	6411 LBJ FWY DALLAS 75240
J R	<b>LESLIE HUBER</b> 1081195485	A D <b>STEPHANIE GROSSMAN</b> 1079390483
<b>V2058</b>	<b>PARK CENTRAL BAPTIST CHURCH</b>	7777 LBJ FWY DALLAS 75251
J R	<b>LUANN HOBBS</b> 1081767964	A D <b>MARCY HELFAND</b> 1080238636
<b>V2059</b>	<b>BETHANY LUTHERAN CHURCH</b>	10101 WALNUT HILL LN DALLAS 75238
J R	<b>DANA KIMBROUGH</b> 1080691417	A D <b>GERALD OAKLEY</b> 1041328687
<b>V2060</b>	<b>NORTHLAKE ELEM SCH - RISD</b>	10059 RAVENSWAY DR DALLAS 75238
J R	<b>PASCAL MUSCANERE</b> 1085986953	A D <b>WILLIAM CRAIN</b> 1080480694
<b>V2061</b>	<b>LAKE HIGHLANDS ELEM SCHOOL</b>	9501 FERNDAL RD DALLAS 75238
J R	<b>ROGER PRYOR</b> 1080742298	A D <b>MARGUERITE SARTAIN</b> 1078762517

**2021 - 2023 TERM  
ELECTION DAY  
JUDGES AND ALTERNATE JUDGES  
SUBMISSION  
DALLAS COUNTY COMMISSIONER DISTRICTS 1-4  
Updated Judges List**

<b>V2062</b>	<b>LAKE HIGHLANDS JR HIGH</b>	10301 WALNUT HILL LN DALLAS 75238
J R	<b>KATIE WINNIFORD</b> 1088166367	A D <b>SCOTT BALL</b> 1055833078
<b>V2063</b>	<b>WALLACE ELEM SCHOOL-RISD</b>	9921 KIRKHAVEN DR DALLAS 75238
J R	<b>SUSAN FOUNTAIN</b> 1079397554	A D <b>SHARON K. THOMPSON</b> 1206631202
<b>V2064</b>	<b>HIGHLAND OAKS CHURCH OF CHRIST</b>	10805 WALNUT HILL LN DALLAS 75238
J D	<b>SCOTT HADDEN</b> 1083878594	A R <b>CATHERINE MARRS</b> 1081031800
<b>V2065</b>	<b>VICTOR HEXTER ELEM SCHOOL</b>	9720 WATERVIEW RD DALLAS 75218
J D	<b>PATRICIA FINK</b> 1086450334	A R <b>GRANT READING</b> 1083331962
<b>V2066</b>	<b>LAKE HIGHLANDS NORTH REC CTR</b>	9940 WHITE ROCK TRL DALLAS 75238
J R	<b>YVETTE ATKINS</b> 1083886265	A D <b>KENNETH STEWART</b> 1139526555
<b>V2067</b>	<b>L L HOTCHKISS ELEM SCHOOL</b>	6929 TOWN NORTH DR DALLAS 75231
J R	<b>JOHN BROWN</b> 1087202550	A D <b>KAREN POTASZNIK</b> 1082993532
<b>V2068</b>	<b>DAN D ROGERS ELEM SCHOOL</b>	5314 ABRAMS RD DALLAS 75214
J D	<b>KEITH BURESH</b> 1083709383	A R <b>LISA CAUSEY</b> 1079267331

**2021 - 2023 TERM  
ELECTION DAY  
JUDGES AND ALTERNATE JUDGES  
SUBMISSION  
DALLAS COUNTY COMMISSIONER DISTRICTS 1-4  
Updated Judges List**

<b>V2069</b>	<b>RIDGEWOOD REC CENTER</b>	6818 FISHER RD DALLAS	75214
J R	<b>DAN PICKENS</b> 1083285652	A D	<b>ADAN GONZALEZ</b> 2024262328
<b>V2071</b>	<b>LAKEWOOD ELEM SCHOOL</b>	3000 HILLBROOK ST DALLAS	75214
J R	<b>ROXAN STAFF</b> 1080964968	A D	<b>PATRICIA COLE</b> 1015426266
<b>V2072</b>	<b>NORTHRIDGE PRESBYTERIAN CHURCH</b>	6920 BOB-O-LINK DR DALLAS	75214
J R	<b>WILLIAM HAUGEN</b> 1082759879	A D	<b>PAULA GRAHAM</b> 1083298922
<b>V2073</b>	<b>BATH HOUSE CULTURAL CENTER</b>	521 E LAWTHER DR DALLAS	75218
J D	<b>JANE BYE</b> 2003397959	A R	<b>VANESSA POGUE-COLLINS</b> 1078726334
<b>V2077</b>	<b>E D WALKER MIDDLE SCHOOL</b>	12532 NUESTRA DR DALLAS	75230
J R	<b>CARLA MCCLANAHAN</b> 1081523702	A D	<b>KRISTIN MALMBERG</b> 1083291974
<b>V2079</b>	<b>ANNE FRANK ELEM SCHOOL</b>	5201 CELESTIAL RD DALLAS	75254
J D	<b>WENDY CAMPBELL</b> 1083660152	A R	<b>HENRY CONRAD</b> 1083553372
<b>V2201</b>	<b>CENTRAL CHRISTIAN CHURCH</b>	4711 WESTSIDE DR DALLAS	75209
J R	<b>WHITNEY MATHES</b> 1088553199	A D	<b>NANCY EILEEN GREGORY</b> 1083533167

**2021 - 2023 TERM  
ELECTION DAY  
JUDGES AND ALTERNATE JUDGES  
SUBMISSION  
DALLAS COUNTY COMMISSIONER DISTRICTS 1-4  
Updated Judges List**

<b>V2203</b>	<b>JOHN S ARMSTRONG ELEM</b>	3600 CORNELL AVE DALLAS 75205
J R	<b>TERENCE HUFFINES</b> 1173634072	A D <b>LILLIAN STEPHENSON</b> 1082255863
<b>V2220</b>	<b>UNIVERSITY PARK UNITED METHODIST CHURCH</b>	4024 CARUTH BLVD DALLAS 75225
J R	<b>BETH BIESEL</b> 1081388439	A D <b>CANDIS MORRIS-HINES</b> 1080976018
<b>V2221</b>	<b>JOHN S. BRADFIELD ELEMENTARY</b>	4300 SOUTHERN AVE DALLAS 75205
J R	<b>LAURA ELIZABETH BIESEL</b> 1177848707	A D <b>VICTORIA GLIKIN</b> 2128090756
<b>V2223</b>	<b>UNIVERSITY PARK SCH-W</b>	3505 AMHERST AVE DALLAS 75225
J R	<b>GRANT LAUGHLIN</b> 1081193835	A D <b>DOROTHY MUNDY</b> 1078209802
<b>V2224</b>	<b>HIGHLAND PARK MIDDLE SCHOOL</b>	3555 GRANADA DR DALLAS 75205
J R	<b>JAMES HAIRSTON</b> 1083846182	A D <b>GINA WEBER</b> 1082350493
<b>V2225</b>	<b>SMU/HUGHES-TRIGGS STUDENT CTR</b>	3140 DYER ST DALLAS 75205
J R	<b>KAREN WATSON</b> 1085781689	A D <b>PRECIOUS WASHINGTON</b> 1079737261
<b>V2226</b>	<b>HIGHLAND PARK ISD ADMIN BLDG</b>	7015 WESTCHESTER DR DALLAS 75205
J R	<b>CINDY HOLIDAY</b> 1083072882	A D <b>LEIGH BAILEY</b> 1163243128

**2021 - 2023 TERM  
ELECTION DAY  
JUDGES AND ALTERNATE JUDGES  
SUBMISSION  
DALLAS COUNTY COMMISSIONER DISTRICTS 1-4  
Updated Judges List**

<b>V2300</b>	<b>ST ANDREWS EPISCOPAL CHURCH</b>	2783 VALWOOD PKWY FARMERS BRAN 75234
* J D	<b>JEFFREY RASANSKY</b> 1083338266	A R <b>DAVID BELL</b> 1083082796
<b>V2301</b>	<b>LOOS FIELD HOUSE</b>	3815 SPRING VALLEY RD ADDISON 75001
J R	<b>CANDACE ADAMS</b> 1079063097	A D <b>VINCENT PERUCCA</b> 1082525295
<b>V2302</b>	<b>VIVIAN FIELD MIDDLE SCHOOL</b>	13551 DENNIS LN FARMERS BRAN 75234
* J D	<b>GARY ADELMAN</b> 1166270367	A R <b>DAVID BEARDSLEY</b> 1192734611
<b>V2303</b>	<b>FARMERS BRANCH RECREATION CENTER</b>	14050 HEARTSIDE PL FARMERS BRAN 75234
* J D	<b>SARAH BEREL-HARROP</b> 1120030133	A R <b>ALBERT SOLIS</b> 1083618971
<b>V2305</b>	<b>FARMERS BRANCH MANSKE LIBRARY</b>	13613 WEBB CHAPEL RD FARMERS BRAN 75234
J R	<b>SUSAN WHITING</b> 1086031773	A D <b>PAUL HELLER</b> 1082657079
<b>V2306</b>	<b>CHAPEL HILL PREPARATORY SCHOOL</b>	12701 TEMPLETON TRL DALLAS 75234
J R	<b>CARL SCOTTOW</b> 1090689342	A D <b>BEN KRAGE</b> 1080520751
<b>V2307</b>	<b>BROOKHAVEN COLLEGE</b>	3939 VALLEY VIEW LN FARMERS BRAN 75244
J R	<b>CAREY CONN</b> 1027375128	A D <b>LAWRENCE SPENCER</b> 1079040091

**2021 - 2023 TERM  
ELECTION DAY  
JUDGES AND ALTERNATE JUDGES  
SUBMISSION  
DALLAS COUNTY COMMISSIONER DISTRICTS 1-4  
Updated Judges List**

<b>V2310</b>	<b>WEBB CHAPEL UN METH CHUR</b>	2536 VALLEY VIEW LN FARMERS BRAN 75234
J R	<b>JUDITH SAMUEL</b> 1083833402	A D <b>ASHLEY O'NEILL</b> 1081827951
<b>V2401</b>	<b>TED POLK MIDDLE SCHOOL</b>	2001 KELLY BLVD CARROLLTON 75006
J R	<b>BOBBY WADSWORTH</b> 1080813559	A D <b>TERRI ROMINE-ORTEGA</b> 1082884031
<b>V2402</b>	<b>MCCOY ELEMENTARY SCHOOL</b>	2425 MCCOY RD CARROLLTON 75006
J D	<b>ANGIE COLE</b> 1199340128	A R <b>SUSAN MORRISSEY</b> 1080523276
<b>V2403</b>	<b>JERRY R JUNKINS ELEM SCHOOL</b>	2808 RUNNING DUKE DR CARROLLTON 75006
J D	<b>DAVID MIRANDA</b> 1174453484	A R <b>JENNIFER TURNER</b> 1084997597
<b>V2404</b>	<b>BLANTON ELEM SCHOOL</b>	2525 SCOTT MILL RD CARROLLTON 75006
J D	<b>IVAN HISTAND</b> 1169430634	A R <b>TEENA MARKS</b> 2148784800
<b>V2405</b>	<b>NEWMAN SMITH HIGH SCHOOL</b>	2335 N JOSEY LN CARROLLTON 75006
J R	<b>JOHN MAYFIELD</b> 1082963418	A D <b>ERIC SPETT</b> 1082888047
<b>V2406</b>	<b>KELLER SPRINGS BAPTIST CHUR</b>	3227 KELLER SPRINGS RD CARROLLTON 75006
J D	<b>BEVERLY CROCKETT</b> 1086910410	A R <b>GEORGE SIMONS</b> 1088198918



**2021 - 2023 TERM  
ELECTION DAY  
JUDGES AND ALTERNATE JUDGES  
SUBMISSION  
DALLAS COUNTY COMMISSIONER DISTRICTS 1-4  
Updated Judges List**

<b>V2407</b>	<b>JOSEY RANCH LAKE LIBRARY</b>	1700 KELLER SPRINGS RD CARROLLTON 75006
J D	<b>CAROLYN RUTKOWSKI</b> 1081450162	A R <b>JOHN JONES</b> 2141590064
<b>V2408</b>	<b>CROSBY RECREATION CENTER</b>	1610 E CROSBY RD CARROLLTON 75006
J D	<b>JOHN YOURSE</b> 1085125491	A R <b>DAN CLAIBORNE</b> 1083148970
<b>V2409</b>	<b>NORTH DALLAS FAMILY CHURCH</b>	1700 S JOSEY LN CARROLLTON 75006
J D	<b>JANICE BALLOU</b> 1124546877	A R <b>KELLEY BOULTON</b> 1208621480
<b>V2500</b>	<b>GREENWOOD HILLS ELEM SCHOOL</b>	1313 W SHORE DR RICHARDSON 75080
* J D	<b>ANNAMARIE FERGUSON</b> 1086369739	A R <b>FELY EICHENBERGER</b> 1082454700
<b>V2501</b>	<b>CANYON CREEK ELEM SCHOOL</b>	2100 COPPER RIDGE DR RICHARDSON 75080
J R	<b>EDWARD DEES</b> 1083394503	A D <b>CAROL COULTER</b> 1154216320
<b>V2502</b>	<b>PRAIRIE CREEK ELEM SCHOOL</b>	2120 E PRAIRIE CREEK DR RICHARDSON 75080
J R	<b>BONNIE WELLS</b> 1083321086	A D <b>JULIA KAUFMAN</b> 1149706309
<b>V2503</b>	<b>MOHAWK ELEM SCHOOL</b>	1500 MIMOSA DR RICHARDSON 75080
J R	<b>JILLIAN ZHORNE</b> 1088544807	A D <b>COLLEEN MARTIN</b> 1081481939

**2021 - 2023 TERM  
ELECTION DAY  
JUDGES AND ALTERNATE JUDGES  
SUBMISSION  
DALLAS COUNTY COMMISSIONER DISTRICTS 1-4  
Updated Judges List**

<b>V2504</b>	<b>RICHARDSON N JR HIGH SCHOOL</b>	1820 N FLOYD RD RICHARDSON	75080
J R	<b>TIM SEAMAN</b> 1081536131	A D	<b>DONNA BULLARD</b> 1082842248
<b>V2505</b>	<b>NORTHRICH ELEM SCHOOL</b>	1301 CUSTER RD RICHARDSON	75080
* J D	<b>AHMED ZAYAN</b> 1184337559	A R	<b>KURT JOHNSON</b> 1083638521
<b>V2506</b>	<b>ARAPAHO CLASSICAL MAGNET SCHOOL</b>	1300 CYPRESS DR RICHARDSON	75080
J R	<b>KATHERINE THOMAS</b> 1083747970	A D	<b>NICOLA STOUT</b> 1080127770
<b>V2507</b>	<b>RICHARDSON HEIGHTS ELEM</b>	101 N FLOYD RD RICHARDSON	75080
J R	<b>LILA FARMER</b> 1087517943	A D	<b>RICHARD COADY</b> 1083585447
<b>V2508</b>	<b>RICHARDSON TERRACE ELEMENTARY</b>	300 N DOROTHY DR RICHARDSON	75081
J D	<b>FRANK COONEY</b> 1081828364	A R	<b>BILL LOVELL</b> 1082754772
<b>V2509</b>	<b>CARE CHURCH</b>	1504 E CAMPBELL RD RICHARDSON	75081
J R	<b>ALETA JODY LUBBERS</b> 1080217960	A D	<b>EVELYN ROBERSON</b> 1083733959
<b>V2510</b>	<b>YALE ELEM SCHOOL</b>	1900 E COLLINS BLVD RICHARDSON	75081
J R	<b>ROWELL LUBBERS</b> 1083340864	A D	<b>HOWARD T. MAHER</b> 1082537090

**2021 - 2023 TERM  
ELECTION DAY  
JUDGES AND ALTERNATE JUDGES  
SUBMISSION  
DALLAS COUNTY COMMISSIONER DISTRICTS 1-4  
Updated Judges List**

<b>V2511</b>	<b>DARTMOUTH ELEM SCHOOL</b>	417 DARTMOUTH LN RICHARDSON 75081
J R	<b>JOHN AMIS</b> 1083377920	A D <b>LAUREL JOHNSON</b> 1080799624
<b>V2513</b>	<b>SPRINGRIDGE ELEMENTARY SCHOOL</b>	1801 E SPRING VALLEY RD RICHARDSON 75081
J D	<b>CATHERINE TAYLOR</b> 1081340353	A R <b>ALYCE SCHMITT</b> 1086416242
<b>V2514</b>	<b>JESS HARBEN ELEM SCHOOL</b>	600 S GLENVILLE DR RICHARDSON 75081
J R	<b>HELEN CALDWELL</b> 1080890691	A D <b>MARIA RAMIREZ-BONER</b> 1080571156
<b>V2516</b>	<b>RICHARDSON CIVIC CENTER</b>	411 W ARAPAHO RD RICHARDSON 75080
J R	<b>KERRY GAINES</b> 1078943836	A D <b>LORI RALEY</b> 1081065167
<b>V2601</b>	<b>VALLEY RANCH ELEM SCHOOL</b>	9800 RODEO DR IRVING 75063
J D	<b>FRANCINE LY</b> 1084492936	A R <b>MIKE WILCOX</b> 1088473208
<b>V2602</b>	<b>CIMARRON RECREATION CENTER</b>	201 RED RIVER TRL IRVING 75063
J D	<b>CRYSTAL HENDERSON</b> 1163599310	A R <b>RICK TUBB</b> 1080787814
<b>V2603</b>	<b>FREEMAN ELEM SCHOOL-CFBISD</b>	8757 VALLEY RANCH PKWY IRVING 75063
* J D	<b>SILVIA ZAMORA-SANDERS</b> 1182803778	A R <b>BRIAN SCHRADER</b> 1165399036

**2021 - 2023 TERM  
ELECTION DAY  
JUDGES AND ALTERNATE JUDGES  
SUBMISSION  
DALLAS COUNTY COMMISSIONER DISTRICTS 1-4  
Updated Judges List**

<b>V2604</b>	<b>VALLEY RANCH BRANCH LIBRARY</b>	401 CIMARRON TRL IRVING 75063
* J D	<b>KENDRA HENRY</b> 2147279556	A R <b>KASSIOPIA JACKSON</b> 1154939594
<b>V2700</b>	<b>BIG SPRINGS ELEM SCHOOL</b>	3301 W CAMPBELL RD GARLAND 75044
J D	<b>RACHEL BAKER FORD</b> 1082285745	A R <b>BARBARA STAUFFER</b> 1083819544
<b>V2701</b>	<b>SPRINGPARK SPORTS CLUB</b>	3330 SPRINGPARK WAY GARLAND 75044
J R	<b>BRIAN JENSEN</b> 1082830242	A D <b>BRIDGETTE SCOTT</b> 1085972877
<b>V2702</b>	<b>SPRING CREEK ELEM -GISD</b>	1510 SPRING CREEK DR GARLAND 75040
J R	<b>MAIKA RODRI</b> 1161101166	A D <b>LINDSEY TROUSDALE</b> 1132853408
<b>V2704</b>	<b>NORTH GARLAND BRANCH LIBRARY</b>	3845 N GARLAND AVE GARLAND 75040
J D	<b>SANDRA FRANKLIN</b> 1081451706	A R <b>BOB J. BROWN</b> 1083197846
<b>V2705</b>	<b>HICKMAN ELEM SCHOOL</b>	3114 PINWOOD DR GARLAND 75044
* J D	<b>TANESA LEE</b> 1077548082	A R <b>MARGARET HOFFELD</b> 1083369251
<b>V2706</b>	<b>WALLACE ETHRIDGE ELEM SCHOOL</b>	2301 SAM HOUSTON DR GARLAND 75044
J R	<b>DWIGHT DAVIS</b> 1083075912	A D <b>MICHAEL BAKER</b> 1081957598

**2021 - 2023 TERM  
ELECTION DAY  
JUDGES AND ALTERNATE JUDGES  
SUBMISSION  
DALLAS COUNTY COMMISSIONER DISTRICTS 1-4  
Updated Judges List**

<b>V2709</b>	<b>COOPER ELEM SCHOOL</b>	1200 KINGSBRIDGE DR GARLAND 75040
J R	<b>ANDREW CASTILLO</b> 2001963376	A D <b>TARA MCCLINTON</b> 1159830220
<b>V2710</b>	<b>LISTER ELEM SCHOOL</b>	3131 MARS DR GARLAND 75040
J D	<b>MAURI LONG</b> 1079402451	A R <b>ANNETTE RATLIFF</b> 1083476360
<b>V2712</b>	<b>NORTHLAKE ELEM SCHOOL -GISD</b>	1626 BOSQUE DR GARLAND 75040
J D	<b>JENNIFER GOUGE</b> 1081364922	A R <b>MIKE FLEMING</b> 1040620107
<b>V2713</b>	<b>CLUB HILL ELEM SCHOOL</b>	1330 COLONEL DR GARLAND 75043
J R	<b>PAMELA HAIR</b> 1078043152	A D <b>WESLEY JOHNSON</b> 1081297687
<b>V2714</b>	<b>LYLES MIDDLE SCHOOL</b>	4655 S COUNTRY CLUB RD GARLAND 75043
J D	<b>LINDSEY FIEGELMAN</b> 1087561810	A R <b>SHARON STACHA</b> 1078997183
<b>V2715</b>	<b>NORTHSIDE BAPTIST CHURCH-GA</b>	2510 N GLENBROOK DR GARLAND 75040
J R	<b>JAMES MURPHY</b> 1080279234	A D <b>DORRIS JOHNSON</b> 1078785642
<b>V2801</b>	<b>COPPELL ARTS CENTER</b>	505 TRAVIS ST COPPELL 75019
J R	<b>ADRIA GER</b> 1083429137	A D <b>BETSABETH LUGO</b> 1170182794

**2021 - 2023 TERM  
ELECTION DAY  
JUDGES AND ALTERNATE JUDGES  
SUBMISSION  
DALLAS COUNTY COMMISSIONER DISTRICTS 1-4  
Updated Judges List**

<b>V2802</b>	<b>WILSON ELEMENTARY SCHOOL</b>	200 S COPPELL RD COPPELL	75019
* J R	<b>JANINA VALDEZ SOLOMON</b> 1139034404	A D <b>NANCY WANG</b> 1081409787	
<b>V2803</b>	<b>MOCKINGBIRD ELEM SCHOOL</b>	300 MOCKINGBIRD LN COPPELL	75019
J R	<b>MAUREEN VANACORE</b> 1082428720	A D <b>CLAIRE EBERT</b> 1179743613	
<b>V2805</b>	<b>COPPELL TOWN CENTER</b>	255 E PARKWAY BLVD COPPELL	75019
J R	<b>WILLIAM HURLBERT</b> 1081435648	A D <b>THOMAS TRAHAN</b> 1214155409	
<b>V2807</b>	<b>LAKESIDE ELEM SCHOOL-COISD</b>	1100 VILLAGE PKWY COPPELL	75019
J R	<b>WANDA CARROLL</b> 1082023057	A D <b>CYNTHIA SALIT</b> 1088044702	
<b>V2808</b>	<b>COTTONWOOD CREEK ELEM SCH</b>	615 MINYARD DR COPPELL	75019
J R	<b>DAVID JENKINS</b> 1083114450	A D <b>NICHOLI HOSKINS</b> 1083769882	
<b>V2809</b>	<b>RIVERCHASE ELEM SCHOOL</b>	272 S MACARTHUR BLVD COPPELL	75019
J R	<b>SONAL TANDALE</b> 2126547938	A D <b>ANGELA GIBSON-PITTMAN</b> 1086370034	
<b>V2900</b>	<b>ADDISON FIRE STATION # 2</b>	3950 BELTWAY DR ADDISON	75001
J R	<b>LOLA HURT</b> 1086368459	A D <b>DAVID GRIGGS</b> 1083697799	

**2021 - 2023 TERM  
ELECTION DAY  
JUDGES AND ALTERNATE JUDGES  
SUBMISSION  
DALLAS COUNTY COMMISSIONER DISTRICTS 1-4  
Updated Judges List**

<b>V2902</b>	<b>ADDISON FIRE STATION # 1</b>	4798 AIRPORT PKWY ADDISON 75001
J D	<b>TERRY BARKER</b> 1082988961	A R <b>TANYA SMITH</b> 1153507020
<b>V2920</b>	<b>COYLE MIDDLE SCHOOL</b>	4500 SKYLINE DR ROWLETT 75088
J R	<b>JAMES WIEDERHOLD</b> 1081238870	A D <b>LASHANDIA HARRIS</b> 1078899053
<b>V2921</b>	<b>BACK ELEM SCHOOL</b>	7300 BLUEBONNET DR ROWLETT 75089
J R	<b>JORDAN VOOR</b> 1104213322	A D <b>LESLIE MONTENA</b> 1086312774
<b>V2922</b>	<b>LIBERTY GROVE ELEM SCHOOL</b>	10201 LIBERTY GROVE RD ROWLETT 75089
J R	<b>JOANN CURRAN</b> 1079349422	A D <b>ANNETTE DOUGLAS</b> 1079993560
<b>V2924</b>	<b>ROWLETT CITY HALL ANNEX</b>	4004 MAIN ST ROWLETT 75088
J R	<b>JOHN SIMONTON</b> 1081089367	A D <b>WATHENIA CLARK</b> 1087121892
<b>V2925</b>	<b>ROWLETT ELEM SCHOOL</b>	3315 CARLA DR ROWLETT 75088
J R	<b>TE SUMNER</b> 1085971861	A D <b>KENDRA PREVOST</b> 1086212928
<b>V2926</b>	<b>HERFURTH ELEM SCHOOL</b>	7500 MILLER RD ROWLETT 75088
J R	<b>DAVID ELAM</b> 1187052892	A D <b>SOPHIA THOMAS</b> 2000579641

**2021 - 2023 TERM  
ELECTION DAY  
JUDGES AND ALTERNATE JUDGES  
SUBMISSION  
DALLAS COUNTY COMMISSIONER DISTRICTS 1-4  
Updated Judges List**

<b>V2927</b>	<b>SCHRADE MIDDLE SCHOOL</b>	6201 DANRIDGE RD ROWLETT	75089
J R	<b>CHAD MANLEY</b> 2125179831	A D	<b>JILL PETERS</b> 1081622051
<b>V2940</b>	<b>CHASE OAKS CHURCH-WOODBRIDGE CAMPUS</b>	2709 3RD ST SACHSE	75048
J R	<b>GARY OVERBY</b> 1083556850	A D	<b>Wafa ISMAIL</b> 1183447242
<b>V2941</b>	<b>SACHSE SENIOR CENTER</b>	3815 SACHSE RD, BLDG A SACHSE	75048
J R	<b>CHRISTINE PEREZ</b> 1024316377	A D	<b>SANDRA RICHARDSON</b> 1083592585
<b>V2942</b>	<b>BG HUDSON MIDDLE SCHOOL</b>	4405 HUDSON DR SACHSE	75048
J R	<b>ROBERT VAN BLOEMENDAAL</b> 1144047166	A D	<b>DAVID SANTUCCI</b> 1083697656
<b>V3000</b>	<b>WILLIAM B TRAVIS ACADEMY</b>	3001 MCKINNEY AVE DALLAS	75204
J D	<b>ANDREA BARREIRO</b> 1192292819	A R	<b>ALEXANDER KELIHER</b> 1200429234
<b>V3003</b>	<b>T W BROWNE MIDDLE SCHOOL</b>	3333 SPRAGUE DR DALLAS	75233
J D	<b>JOE TAVE</b> 1084639238	A R	<b>SARAH WESTGUARD</b> 1089069418
<b>V3004</b>	<b>DANIEL WEBSTER ELEM SCHOOL</b>	3815 S FRANKLIN ST DALLAS	75233
J D	<b>MARTIN BURRELL</b> 1087123260	A R	<b>VACANT</b>



**2021 - 2023 TERM  
ELECTION DAY  
JUDGES AND ALTERNATE JUDGES  
SUBMISSION  
DALLAS COUNTY COMMISSIONER DISTRICTS 1-4  
Updated Judges List**

<b>V3007</b>	<b>EL CENTRO COLLEGE-MAIN CAMPUS</b>	801 MAIN ST DALLAS	75202
J D	<b>DORIS SMITH</b> 1078986521	A R	<b>REX MACAYLO</b> 2147663264
<b>V3008</b>	<b>GEORGE L ALLEN SR. COURTS BLDG</b>	600 COMMERCE ST DALLAS	75202
* J D	<b>DRUCILLA EMANUEL</b> 1117843006	A R	<b>GINA GENTILE</b> 1087271172
<b>V3009</b>	<b>EXALL RECREATION CENTER</b>	1355 ADAIR ST DALLAS	75204
* J D	<b>YAFEUH SHAMSID DEEN</b> 1078536184	A R	<b>KIRK KENNEDY</b> 1082841478
<b>V3011</b>	<b>ST EDWARDS CATHOLIC CHURCH</b>	4033 ELM ST DALLAS	75226
* J D	<b>ELAINE CAMPBELL</b> 1083282524	A R	<b>ROBERT RENTERIA</b> 1194978134
<b>V3016</b>	<b>BILL J PRIEST INSTITUTE</b>	1402 CORINTH ST DALLAS	75215
J D	<b>VINCENT RODRIQUEZ</b> 1083458540	A R	<b>HELEN COLLINS</b> 1081081767
<b>V3017</b>	<b>MARTIN LUTHER KING JR LEARNING CTR</b>	1817 WARREN AVE DALLAS	75215
J D	<b>GERRE WILLIAMS</b> 1186300576	A R	<b>BRIAN FABIAN</b> 1075968533
<b>V3018</b>	<b>PARK SOUTH YMCA</b>	2500 ROMINE AVE DALLAS	75215
J D	<b>SAUNDRA RAY</b> 1083182191	A R	<b>PAUL SCHLOSBERG</b> 1088199026

**2021 - 2023 TERM  
ELECTION DAY  
JUDGES AND ALTERNATE JUDGES  
SUBMISSION  
DALLAS COUNTY COMMISSIONER DISTRICTS 1-4  
Updated Judges List**

<b>V3019</b>	<b>JAMES MADISON HIGH SCHOOL</b>	3000 MLK BLVD DALLAS	75215
J D	<b>MYRTLE BROWN</b> 1083324195	A R	<b>VACANT</b>
<b>V3020</b>	<b>MARTIN LUTHER KING CORE BLDG</b>	2922 MARTIN L KING BLVD DALLAS	75215
J D	<b>KAJUANA YOUNG</b> 1081975373	A R	<b>TANA HENSLEY</b> 1215648039
<b>V3022</b>	<b>IRMA RANGEL-YOUNG WOMEN'S SCHOOL</b>	1718 ROBERT B CULLUM BL DALLAS	75210
J D	<b>VACANT</b>	A R	<b>VACANT</b>
<b>V3025</b>	<b>MT HOREB BAPTIST CHURCH</b>	3306 CARPENTER AVE DALLAS	75215
* J D	<b>DR. FELICIA SHEPHERD</b> 1077971369	A R	<b>LATRESE ADKINS</b> 1151196150
<b>V3026</b>	<b>ST PAUL BAPTIST CHURCH</b>	1600 PEAR ST DALLAS	75215
J D	<b>NICOLE SIMS</b> 1086954383	A R	<b>SUSAN BLACKBURN</b> 1085508387
<b>V3027</b>	<b>LINCOLN HIGH SCHOOL -CHM</b>	2826 ELSIE FAYE HEGGINS DALLAS	75215
J D	<b>BETTY HOOEY</b> 1083931895	A R	<b>VACANT</b>
<b>V3029</b>	<b>EVANGELIST TEMPLE CHURCH</b>	2627 DORRIS ST DALLAS	75215
J D	<b>MICHAEL WEBB</b> 1084396787	A R	<b>RICK SUMMEY</b> 1080851563

**2021 - 2023 TERM  
ELECTION DAY  
JUDGES AND ALTERNATE JUDGES  
SUBMISSION  
DALLAS COUNTY COMMISSIONER DISTRICTS 1-4  
Updated Judges List**

<b>V3032</b>	<b>HECTOR P GARCIA MIDDLE SCHOOL-DISD</b>	700 E 8TH ST DALLAS	75203
J D	<b>JOSHUA LLOYD</b> 1083822463	A R	<b>VACANT</b>
<b>V3034</b>	<b>GREATER MT PLEASANT BAPTIST CHURCH</b>	1403 MORRELL AVE DALLAS	75203
J D	<b>GLORIA JAMES</b> 1079493683	A R	<b>VACANT</b>
<b>V3035</b>	<b>F D ROOSEVELT HIGH SCHOOL</b>	525 BONNIE VIEW RD DALLAS	75203
J D	<b>ANNIE NEWMAN</b> 1085821864	A R	<b>MICHAEL QUINT</b> 1083802277
<b>V3038</b>	<b>THE WAY-TRUTH-LIFE CHRISTIAN CHURCH</b>	1702 S DENLEY DR DALLAS	75216
J D	<b>DR. NETTIESTINE SMITH</b> 1085683520	A R	<b>VACANT</b>
<b>V3039</b>	<b>OLIVER W HOLMES MIDDLE SCHOOL</b>	2001 E Kiest BLVD DALLAS	75216
J D	<b>MICHAEL KING</b> 1084680208	A R	<b>VACANT</b>
<b>V3040</b>	<b>GOOD STREET BAPTIST CHURCH</b>	3110 BONNIE VIEW RD DALLAS	75216
J D	<b>JAMES BAKER</b> 1083964323	A R	<b>VACANT</b>
<b>V3042</b>	<b>JOHN NEELY BRYAN ELEM SCHOOL</b>	2001 DEER PATH DR DALLAS	75216
J D	<b>MAE CHOICE</b> 1084055952	A R	<b>VACANT</b>

**2021 - 2023 TERM  
ELECTION DAY  
JUDGES AND ALTERNATE JUDGES  
SUBMISSION  
DALLAS COUNTY COMMISSIONER DISTRICTS 1-4  
Updated Judges List**

<b>V3043</b>	<b>PAUL L DUNBAR LANCASTER-KEIST LIBRARY</b>	2008 EAST KEST BLVD DALLAS 75216
J D	<b>KIMBERLY RICHARDSON</b> 2002192443	A R <b>VACANT</b>
<b>V3044</b>	<b>W W BUSHMAN ELEM SCHOOL</b>	4200 BONNIE VIEW RD DALLAS 75216
* J D	<b>VANESSA SCOTT</b> 1079127393	A R <b>VACANT</b>
<b>V3045</b>	<b>GETHSEMANE MISSIONARY BAPTIST CHURCH</b>	4600 SOLAR LN DALLAS 75216
J D	<b>CLAUDIA FOWLER</b> 1084206721	A R <b>MARILYN TAYLOR</b> 1086737074
<b>V3046</b>	<b>JOHN W CARPENTER ELEM SCHOOL</b>	2121 TOSCA LN DALLAS 75224
J D	<b>BEATRICE LOVETT</b> 1085768325	A R <b>CHRIS WRIGHT</b> 1085088769
<b>V3047</b>	<b>CFNI STUDENT CENTER</b>	444 FAWN RIDGE DR DALLAS 75224
J D	<b>MARGARET CUMBY</b> 1084916691	A R <b>OSCAR BRACKS</b> 1080943055
<b>V3048</b>	<b>SOUTH OAK CLIFF HIGH SCHOOL</b>	3601 S MARSALIS AVE DALLAS 75216
J D	<b>RUTH WYRICK</b> 1184488981	A R <b>CAROL NICHOLS</b> 1083358072
<b>V3049</b>	<b>CLARA OLIVER ELEM SCHOOL</b>	4010 IDAHO AVE DALLAS 75216
J D	<b>ARTHERINE PRIESTON</b> 1085502414	A R <b>LORI SCHMIDT</b> 1083707732

**2021 - 2023 TERM  
ELECTION DAY  
JUDGES AND ALTERNATE JUDGES  
SUBMISSION  
DALLAS COUNTY COMMISSIONER DISTRICTS 1-4  
Updated Judges List**

<b>V3050</b>	<b>H I HOLLAND ELEM SCHOOL @ LISBON</b>	4203 S LANCASTER RD DALLAS 75216
J D	<b>JESSE LIPSCOMB</b> 1085563946	A R <b>VACANT</b>
<b>V3051</b>	<b>FOUNTAIN OF THE LIVING WORD CHURCH</b>	2543 E LEDBETTER DR DALLAS 75216
J D	<b>MYRTLE JOHNSON</b> 1084174414	A R <b>VACANT</b>
<b>V3052</b>	<b>ELISHA M PEASE ELEM SCHOOL</b>	2914 CUMMINGS ST DALLAS 75216
J D	<b>LINDA WYNN</b> 1084012458	A R <b>MURDOCK GIBBS</b> 1081960782
<b>V3054</b>	<b>W M HAWLEY ATWELL LAW ACADEMY</b>	1303 REYNOLDSTON LN DALLAS 75232
* J D	<b>BARBARA LEWIS</b> 1084113729	A R <b>VACANT</b>
<b>V3055</b>	<b>ADELLE TURNER ELEM SCHOOL</b>	5505 S POLK ST DALLAS 75232
J D	<b>VIVIAN HILL</b> 1085582005	A R <b>TAFT THOMPSON</b> 2002497781
<b>V3056</b>	<b>MARK TWAIN LEADERSHIP VANGUARD</b>	724 GREEN COVE LN DALLAS 75232
J D	<b>KEBRAN ALEXANDER</b> 1088542947	A R <b>VACANT</b>
<b>V3057</b>	<b>TG TERRY ELEM SCHOOL</b>	6661 GREENSPAN AVE DALLAS 75232
J D	<b>LAWSON L TURNER, JR</b> 1084209031	A R <b>VACANT</b>

**2021 - 2023 TERM  
ELECTION DAY  
JUDGES AND ALTERNATE JUDGES  
SUBMISSION  
DALLAS COUNTY COMMISSIONER DISTRICTS 1-4  
Updated Judges List**

<b>V3058</b>	<b>ST PAUL LUTHERAN CHURCH</b>	5725 S MARSALIS AVE DALLAS	75241
J D	<b>GARLINE SHAW</b> 1084111329	A R	<b>LINDA CHILES</b> 1083107634
<b>V3059</b>	<b>IDEAL FAMILY CHURCH</b>	1000 E REDBIRD LN DALLAS	75241
* J D	<b>STEPHANIE WARD</b> 1084603854	A R	<b>KENNETH BROWN</b> 1085063095
<b>V3060</b>	<b>R L THORNTON ELEM SCHOOL</b>	6011 OLD OX RD DALLAS	75241
J D	<b>MARY LUCKEY</b> 1085437050	A R	<b>DUANE NICCUM</b> 1079283813
<b>V3061</b>	<b>BOML ACADEMY @ A MACEO SMITH</b>	3030 STAG RD DALLAS	75241
* J D	<b>BARBARA FLUKER</b> 1086417659	A R	<b>VACANT</b>
<b>V3062</b>	<b>J N ERVIN ELEM SCHOOL</b>	3722 BLACK OAK DR DALLAS	75241
J D	<b>BOADICEA WHITE-MATHIS</b> 1085728390	A R	<b>VACANT</b>
<b>V3063</b>	<b>RONALD E MCNAIR ELEM SCHOOL</b>	3150 BAINBRIDGE AVE DALLAS	75237
J D	<b>DOROTHY WHALEY</b> 1084486087	A R	<b>GLORIA CAFFEY</b> 1084247747
<b>V3064</b>	<b>FRIENDSHIP WEST BAPTIST CHURCH</b>	2020 WHEATLAND RD DALLAS	75232
J D	<b>DIANNA JACKSON</b> 1188905807	* A R	<b>RICHARD SCHELL</b> 2163200077

**2021 - 2023 TERM  
ELECTION DAY  
JUDGES AND ALTERNATE JUDGES  
SUBMISSION  
DALLAS COUNTY COMMISSIONER DISTRICTS 1-4  
Updated Judges List**

<b>V3065</b>	<b>UMPHREY LEE ELEM SCHOOL</b>	7808 RACINE DR DALLAS	75232
J D	<b>SEDONIA KIDD</b> 1084030181	A R	<b>VACANT</b>
<b>V3066</b>	<b>MARTIN WEISS ELEM SCHOOL</b>	8601 WILLOUGHBY BLVD DALLAS	75232
* J D	<b>TIPHANIE PAIGE</b> 1084779236	A R	<b>VACANT</b>
<b>V3067</b>	<b>DA HULCY STEAM MIDDLE SCHOOL</b>	9339 S POLK ST DALLAS	75232
J D	<b>ERIC JOHNSON</b> 1085357826	A R	<b>VACANT</b>
<b>V3068</b>	<b>SINGING HILLS REC CENTER</b>	6805 PATROL WAY DALLAS	75241
* J D	<b>ELIZA STEWARD</b> 1084082098	A R	<b>VACANT</b>
<b>V3069</b>	<b>CORNERSTONE COMMUNITY CHURCH</b>	2817 CHERRY VALLEY BLVD DALLAS	75241
J D	<b>NARLON CLEMONS</b> 1084067852	A R	<b>RUTH HODGE</b> 1084247515
<b>V3070</b>	<b>TOMMIE ALLEN REC CENTER</b>	7071 BONNIE VIEW RD DALLAS	75241
* J D	<b>YOLONDA HIGHTOWER</b> 1183033951	A R	<b>VACANT</b>
<b>V3071</b>	<b>HIGHLAND HILLS UN METHODIST CHURCH</b>	3800 SIMPSON STUART RD DALLAS	75241
J D	<b>DEBRA HARWELL</b> 1085347666	A R	<b>VACANT</b>

**2021 - 2023 TERM  
ELECTION DAY  
JUDGES AND ALTERNATE JUDGES  
SUBMISSION  
DALLAS COUNTY COMMISSIONER DISTRICTS 1-4  
Updated Judges List**

<b>V3072</b>	<b>CEDAR VALLEY COLLEGE-M BLDG</b>	3030 N DALLAS AVE LANCASTER	75134
J D	<b>ANTHONY FORCELLEDO</b> 2147481103	A R	<b>FRANKLIN HILL</b> 1082384563
<b>V3073</b>	<b>HIGHLAND HILLS LIBRARY</b>	6200 BONNIE VIEW RD DALLAS	75241
* J D	<b>DERRICK TALTON</b> 1082158782	A R	<b>RICHARD CAREY</b> 1082255956
<b>V3075</b>	<b>WILMER-HUTCHINS HIGH SCHOOL</b>	5520 LANGDON RD DALLAS	75241
J D	<b>LATORRY JACKSON</b> 1086078204	A R	<b>VACANT</b>
<b>V3078</b>	<b>PARK IN THE WOODS REC CENTER</b>	6801 MOUNTAIN CREEK PK DALLAS	75249
J D	<b>WILLIAM HILL</b> 1084547091	A R	<b>MICHAEL PRICE</b> 1079147706
<b>V3079</b>	<b>HENRIE ELEMENTARY SCHOOL</b>	253 W LAWSON RD DALLAS	75253
* J D	<b>DESHAYLA JEFFERSON</b> 1086541161	A R	<b>VACANT</b>
<b>V3080</b>	<b>KLEBERG/RYLIE REC CENTER</b>	1515 EDD RD DALLAS	75253
J D	<b>LANTRESA WILLIAMS</b> 1149350470	* A R	<b>EUGENE RALPH SR</b> 1172356345
<b>V3081</b>	<b>BOOKER T WASHINGTON HIGH SCHOOL</b>	2501 FLORA ST DALLAS	75201
J R	<b>ANDREW NELSON</b> 1150547398	A D	<b>DEMEKA WILLIAMS</b> 1181084551



**2021 - 2023 TERM  
ELECTION DAY  
JUDGES AND ALTERNATE JUDGES  
SUBMISSION  
DALLAS COUNTY COMMISSIONER DISTRICTS 1-4  
Updated Judges List**

<b>V3082</b>	<b>W A BLAIR ELEM SCHOOL</b>	7720 GAYGLEN DR DALLAS	75217
* J D	<b>YVONNE BRANCH</b> 1187550605	A R <b>SANDRA STINSON</b> 1080809676	
<b>V3083</b>	<b>EBBY HALLIDAY ELEM SCHOOL</b>	10210 TEAGARDEN RD DALLAS	75217
J D	<b>JOHNNIE GOINS</b> 1085371470	A R <b>CORNELL HILL</b> 1201783288	
<b>V3090</b>	<b>JONSSON CENTRAL LIBRARY</b>	1515 YOUNG ST DALLAS	75201
* J D	<b>CINTHY WHEAT</b> 1078734011	A R <b>VACANT</b>	
<b>V3092</b>	<b>THURGOOD MARSHALL REC CENTER</b>	5150 MARK TRAIL WAY DALLAS	75232
* J D	<b>MARY HARRISON</b> 1084361794	A R <b>ANNA NELSON</b> 1085806489	
<b>V3097</b>	<b>UNIVERSITY OF NORTH TEXAS AT DALLAS</b>	7300 UNIVERSITY HILLS BLV DALLAS	75241
J D	<b>WANDA DAVIS</b> 1085640159	A R <b>SHARON HAYDEN</b> 1083730855	
<b>V3100</b>	<b>CEDAR HILL RECREATION CENTER</b>	310 E PARKERVILLE RD CEDAR HILL	75104
J D	<b>EMELDA MARTIN</b> 1098996319	A R <b>VICKI QUESADA</b> 1086112910	
<b>V3102</b>	<b>KIM LEWIS AUXILIARY SERVICES CTR</b>	202 E BELTLINE RD CEDAR HILL	75104
J D	<b>CONNIE COOK</b> 1167023746	* A R <b>VACANT</b>	

**2021 - 2023 TERM  
ELECTION DAY  
JUDGES AND ALTERNATE JUDGES  
SUBMISSION  
DALLAS COUNTY COMMISSIONER DISTRICTS 1-4  
Updated Judges List**

<b>V3103</b>	<b>BESSIE COLEMAN MIDDLE SCHOOL</b>	1208 E PLEASANT RUN RD CEDAR HILL 75104
J D	<b>ANNA GREEN</b> 1085484273	A R <b>TIM PINON</b> 1085560280
<b>V3104</b>	<b>MADDOX TEACHING &amp; LEARNING CTR</b>	1533 HIGH POINTE LN CEDAR HILL 75104
J D	<b>DOROTHY CHAMBERS</b> 1184395681	A R <b>BRIAN HOMOLESKI</b> 1084311830
<b>V3105</b>	<b>CEDAR HILL GOVERNMENT CENTER-BLDG 100</b>	285 UPTOWN BLVD CEDAR HILL 75104
J R	<b>CHRIS JUHL</b> 1156906491	A D <b>VACANT</b>
<b>V3106</b>	<b>PLUMMER ELEMENTARY SCHOOL</b>	1203 S CLARK RD CEDAR HILL 75104
J D	<b>SHARON BARNES</b> 1150183626	A R <b>LISA THIERRY</b> 1079272292
<b>V3107</b>	<b>HIGHLANDS ELEM SCHOOL-CHISD</b>	131 SIMS DR CEDAR HILL 75104
J D	<b>CASSANDRA COOPER</b> 1081972597	A R <b>LISA PERDUE</b> 1085104587
<b>V3108</b>	<b>BRAY ELEMENTARY SCHOOL</b>	218 N BROAD ST CEDAR HILL 75104
J R	<b>ALEXANDER RAY</b> 1220766981	A D <b>BEVERLY MOORE</b> 1084377837
<b>V3109</b>	<b>LAKE RIDGE ELEM SCHOOL</b>	1020 LAKE RIDGE PKWY CEDAR HILL 75104
J D	<b>ERVIN SEAMSTER</b> 1084505618	A R <b>PATRICK DALE</b> 1121250454

**2021 - 2023 TERM  
ELECTION DAY  
JUDGES AND ALTERNATE JUDGES  
SUBMISSION  
DALLAS COUNTY COMMISSIONER DISTRICTS 1-4  
Updated Judges List**

<b>V3200</b>	<b>H BOB DANIEL SR INTERMEDIATE SCHOOL</b>	1007 SPRINGWOOD DR DUNCANVILLE 75137
J R	<b>KAY KAMM</b> 1085576105	A D <b>BETTY PITTMAN</b> 1084222777
<b>V3201</b>	<b>ALEXANDER ELEMENTARY SCHOOL</b>	510 SOFTWOOD DR DUNCANVILLE 75137
* J D	<b>KELLY RAY HERRING JR</b> 1078173127	A R <b>CAROLINE CREEL</b> 1084759455
<b>V3202</b>	<b>DUNCANVILLE LIBRARY</b>	201 JAMES COLLINS BLVD DUNCANVILLE 75116
J D	<b>ZINA WEST-LEWIS</b> 1158644283	A R <b>LISA EARL</b> 1088004035
<b>V3203</b>	<b>DUNCANVILLE'S FIRST BAPTIST CHURCH</b>	323 W WHEATLAND RD DUNCANVILLE 75116
J D	<b>ANDREA CURTIS RICHARDSON</b> 1156618031	A R <b>VICKI MARSH</b> 1080157320
<b>V3204</b>	<b>REED MIDDLE SCHOOL</b>	530 E FREEMAN ST DUNCANVILLE 75116
* J D	<b>LASHAUN WALLACE</b> 2156105602	A R <b>PAUL SETTER</b> 1084345943
<b>V3205</b>	<b>BRANDENBURG INTERMEDIATE SCH-DUISD</b>	1903 BLUERIDGE DR DUNCANVILLE 75137
* J D	<b>TAQUISHA CRAWFORD</b> 1191083221	A R <b>ROBERT COOK</b> 1085830782
<b>V3206</b>	<b>BYRD MIDDLE SCHOOL</b>	1040 W WHEATLAND RD DUNCANVILLE 75116
J R	<b>KENNETH HOLLINGSWORTH</b> 1085080859	A D <b>VACANT</b>

**2021 - 2023 TERM  
ELECTION DAY  
JUDGES AND ALTERNATE JUDGES  
SUBMISSION  
DALLAS COUNTY COMMISSIONER DISTRICTS 1-4  
Updated Judges List**

<b>V3207</b>	<b>ARISE CHURCH</b>	201 W CENTER ST DUNCANVILLE	75116
J D	<b>CARLA REYNOLDS-GROGAN</b> 1084450205	A R	<b>DONALD SMITH</b> 1185043334
<b>V3208</b>	<b>CENTRAL ELEM SCHOOL- DUISD</b>	302 E FREEMAN ST DUNCANVILLE	75116
J D	<b>TAMMY BRITTON</b> 1085265680	A R	<b>RUSSELL MILLER</b> 1087302744
<b>V3209</b>	<b>DUNCANVILLE HS PERFORMANCE HALL</b>	900 W CAMP WISDOM RD DUNCANVILLE	75116
J R	<b>JELENA PETROVIC</b> 1210527199	A D	<b>SHARON JONES</b> 1085560543
<b>V3211</b>	<b>FAIRMEADOWS ELEM SCHOOL</b>	101 E FAIRMEADOWS DR DUNCANVILLE	75116
J D	<b>MILLIE WILLIAMS</b> 1078241143	A R	<b>DANEE ROEDL</b> 1083773320
<b>V3300</b>	<b>PORTER ELEM SCHOOL</b>	517 VIA AVENIDA MESQUITE	75150
J R	<b>STEVE WALTON</b> 1082027025	A D	<b>SHARON WILSON</b> 1167500199
<b>V3301</b>	<b>DUNFORD REC CENTER</b>	1015 GREEN CANYON DR MESQUITE	75150
J R	<b>BRAD UNDERWOOD</b> 1083853379	* A D	<b>SHARITA WASHINGTON</b> 1149912767
<b>V3302</b>	<b>GEORGIA KIMBALL ELEM</b>	4010 CORYELL WAY MESQUITE	75150
J R	<b>HELEN MAY NICHOLS</b> 1081126581	A D	<b>ROBERT CHAVEZ</b> 1040643248

**2021 - 2023 TERM  
ELECTION DAY  
JUDGES AND ALTERNATE JUDGES  
SUBMISSION  
DALLAS COUNTY COMMISSIONER DISTRICTS 1-4  
Updated Judges List**

<b>V3303</b>	<b>DR JC CANNADAY ELEM SCHOOL</b>	2701 CHISOLM TRL MESQUITE	75150
J D	<b>SANDRA WEATHERALL</b> 1080877180	A R	<b>ED HUDSON</b> 1083491315
<b>V3304</b>	<b>POTEET HIGH SCHOOL</b>	3300 POTEET DR MESQUITE	75150
J R	<b>JENNIFER VIDLER</b> 1083249300	A D	<b>CONSTANCE JAHN</b> 1080808878
<b>V3305</b>	<b>MESQUITE CITY HALL</b>	757 N GALLOWAY AVE MESQUITE	75149
J D	<b>IRAANA MURCHISON</b> 2142409150	A R	<b>PETER SCHROER</b> 1083082037
<b>V3307</b>	<b>W L WILKINSON MIDDLE SCHOOL</b>	2100 CREST PARK DR MESQUITE	75149
J D	<b>LISA THERIOT</b> 1083450677	A R	<b>RAMON PENSADO</b> 2130640752
<b>V3309</b>	<b>LAKESIDE ACTIVITY CENTER</b>	101 HOLLEY PARK DR MESQUITE	75149
J D	<b>ERICKA THROWER</b> 1083810490	A R	<b>LOUIS HOLMAN</b> 1083098285
<b>V3310</b>	<b>MESQUITE HIGH SCHOOL</b>	300 E DAVIS ST MESQUITE	75149
J R	<b>SUSAN CUMBY</b> 1080136329	A D	<b>DEBORAH MOSES</b> 1188387163
<b>V3312</b>	<b>PIRRUNG ELEM SCHOOL</b>	1500 CREEK VALLEY RD MESQUITE	75181
* J D	<b>PAULETTE GOSHA LONG</b> 1082618307	A R	<b>CHRISTY MARTINEZ-ARELLANO</b> 1169154178

**2021 - 2023 TERM  
ELECTION DAY  
JUDGES AND ALTERNATE JUDGES  
SUBMISSION  
DALLAS COUNTY COMMISSIONER DISTRICTS 1-4  
Updated Judges List**

<b>V3313</b>	<b>J R THOMPSON ELEM SCHOOL</b>	2525 HELEN LN MESQUITE	75181
J D	<b>SUZANNE HESS</b> 1081809690	A R	<b>MINNIE JONES</b> 1085859172
<b>V3314</b>	<b>A C NEW MIDDLE SCHOOL</b>	3700 S BELT LINE RD MESQUITE	75181
J D	<b>KIA WILLIAMS</b> 2168401873	A R	<b>BILL AUGUSTINE</b> 2158817964
<b>V3315</b>	<b>TISINGER ELEM SCHOOL</b>	1701 HILLCREST ST MESQUITE	75149
J D	<b>LEON CHANDLER</b> 1191211933	A R	<b>YURI GARCIA</b> 2123031549
<b>V3316</b>	<b>RUTHERFORD REC CENTER</b>	900 RUTHERFORD DR MESQUITE	75149
J D	<b>BELINDA WILLIAMS</b> 1083533506	A R	<b>PAUL ALLEN</b> 1081643412
<b>V3317</b>	<b>HORN HIGH SCHOOL</b>	3300 E CARTWRIGHT RD MESQUITE	75181
J D	<b>DARLENE HARDY</b> 1078267318	A R	<b>PATRICK LAURIE</b> 1086521121
<b>V3400</b>	<b>BALCH SPRINGS CIVIC CENTER</b>	12400 ELAM RD BALCH SPRINGS	75180
J D	<b>JACQUELINE FAIN</b> 1081261030	A R	<b>MATTHEW PROCTOR</b> 1161440412
<b>V3404</b>	<b>HICKORY TREE BAPTIST CHURCH</b>	3200 HICKORY TREE RD BALCH SPRINGS	75180
J D	<b>NORMA KIMBROUGH</b> 1154730764	A R	<b>VACANT</b>

**2021 - 2023 TERM  
ELECTION DAY  
JUDGES AND ALTERNATE JUDGES  
SUBMISSION  
DALLAS COUNTY COMMISSIONER DISTRICTS 1-4  
Updated Judges List**

<b>V3405</b>	<b>HODGES ELEM SCHOOL</b>	14401 SPRING OAKS DR BALCH SPRINGS 75180
J D	<b>JANICE HARRISON</b> 1083265052	A R <b>VACANT</b>
<b>V3408</b>	<b>BALCH SPRINGS RECREATION CENTER</b>	4372 SHEPHERD LN BALCH SPRINGS 75180
J D	<b>ROSIE WALKER</b> 1185042902	A R <b>MICHAEL LARSEN</b> 1081530805
<b>V3500</b>	<b>SUNNYVALE TOWN HALL</b>	127 N COLLINS RD SUNNYVALE 75182
J R	<b>MICHAEL SLATON</b> 1083366675	A D <b>WANA ALWALEE</b> 1082025955
<b>V3601</b>	<b>FAITH BIBLE CHURCH</b>	1437 W PLEASANT RUN RD DESOTO 75115
J D	<b>TANYA MASON</b> 1085320354	A R <b>KATHRYN COOK</b> 1085830795
<b>V3604</b>	<b>RUBY YOUNG ELEM SCHOOL</b>	707 YOUNG BLVD DESOTO 75115
J D	<b>LAJUANA BARTON</b> 1085803512	A R <b>KASUNDRA BROWN</b> 1174329060
<b>V3605</b>	<b>DISCIPLE CENTRAL COMMUNITY CHURCH</b>	901 N POLK ST DESOTO 75115
J D	<b>PATRICIA CARR</b> 1085720427	A R <b>GREGORY WHITEMAN</b> 1085771795
<b>V3606</b>	<b>THE MEADOWS ELEM SCHOOL</b>	1016 THE MEADOWS PKWY DESOTO 75115
* J D	<b>FORREST JACKSON</b> 1081482460	A R <b>JEFFERY TIPPEN</b> 1086488247

**2021 - 2023 TERM  
ELECTION DAY  
JUDGES AND ALTERNATE JUDGES  
SUBMISSION  
DALLAS COUNTY COMMISSIONER DISTRICTS 1-4  
Updated Judges List**

<b>V3607</b>	<b>COCKRELL HILL ELEM SCHOOL</b>	425 S COCKRELL HILL RD DESOTO 75115
J D	<b>SANDRA CHAMBERS</b> 1085290496	A R <b>RANCE ALBERT</b> 2150097630
<b>V3609</b>	<b>DESOTO HIGH SCHOOL</b>	600 EAGLE DR DESOTO 75115
* J D	<b>BRENDA HARRIS</b> 1086172521	A R <b>AGNES MONZINGO</b> 1084839328
<b>V3611</b>	<b>DESOTO EAST MIDDLE SCHOOL</b>	601 E BELT LINE RD DESOTO 75115
J D	<b>RODNEY WHITE</b> 1166684659	A R <b>DORINA DEMAY</b> 1083084186
<b>V3616</b>	<b>BELT LINE CONFERENCE CENTER</b>	200 E BELT LINE RD DESOTO 75115
* J D	<b>RON BIVINS</b> 1084510252	A R <b>CATHERINA SMITH</b> 1078017082
<b>V3617</b>	<b>GLENN HEIGHTS CITY HALL</b>	1938 S HAMPTON RD GLENN HEIGHTS 75154
J D	<b>ZIRA JONES</b> 1052114893	A R <b>MICHAEL VOLGER</b> 2125635541
<b>V3700</b>	<b>COUCH ELEM SCHOOL</b>	4349 WATERHOUSE BLVD GARLAND 75043
J D	<b>TRAVIS WORTHAM</b> 1080861408	A R <b>KEVIN TOMSIC</b> 1171667288
<b>V3702</b>	<b>TOLER ELEM SCHOOL</b>	3520 GUTHRIE RD GARLAND 75043
* J D	<b>VACANT</b>	A R <b>VIRGINIA EVANS</b> 1081232703



**2021 - 2023 TERM  
ELECTION DAY  
JUDGES AND ALTERNATE JUDGES  
SUBMISSION  
DALLAS COUNTY COMMISSIONER DISTRICTS 1-4  
Updated Judges List**

<b>V3800</b>	<b>HOUSTON ELEM SCHOOL-LISD</b>	2929 MARQUIS LN LANCASTER	75134
J D	<b>MELVIN ARMSTRONG</b> 1135925353	A R	<b>VACANT</b>
<b>V3802</b>	<b>PLEASANT RUN ELEM SCHOOL</b>	427 W PLEASANT RUN RD LANCASTER	75146
J D	<b>FRANKIE WALKER LEONARD</b> 1085560911	A R	<b>VACANT</b>
<b>V3803</b>	<b>ROLLING HILLS ELEMENTARY SCHOOL</b>	450 ROLLING HILLS PL LANCASTER	75146
J D	<b>DONNA SPARKS</b> 1080070550	A R	<b>VACANT</b>
<b>V3805</b>	<b>ROSA PARKS-MILLBROOK ELEM SCHOOL</b>	630 MILLBROOK DR LANCASTER	75146
J D	<b>SHERRY GALLOWAY</b> 1084754264	A R	<b>VACANT</b>
<b>V3807</b>	<b>ELSIE ROBERTSON MIDDLE SCHOOL</b>	822 W PLEASANT RUN RD LANCASTER	75146
J D	<b>TAWANA WILLIAMS</b> 1084824032	A R	<b>JOHN STEWART</b> 1083759988
<b>V3808</b>	<b>WEST MAIN ELEM SCHOOL</b>	531 W MAIN ST LANCASTER	75146
J D	<b>MONICA TURNER</b> 1084682032	A R	<b>VACANT</b>
<b>V3809</b>	<b>LANCASTER VETERANS MEMORIAL LIBRARY</b>	1600 VETERANS MEMORIAL LANCASTER	75134
J D	<b>EDWARD WILLIAMS</b> 1085147980	A R	<b>TOM HANAHAN</b> 1081171983

**2021 - 2023 TERM  
ELECTION DAY  
JUDGES AND ALTERNATE JUDGES  
SUBMISSION  
DALLAS COUNTY COMMISSIONER DISTRICTS 1-4  
Updated Judges List**

<b>V3900</b>	<b>MCCOWAN MIDDLE SCHOOL</b>	1500 MAJESTIC MEADOW D GLENN HEIGHTS 75154
J D	<b>PAMELA DEAL-CHANCE</b> 1085565785	A R <b>VACANT</b>
<b>V3920</b>	<b>FIRST BAPTIST CHURCH-SEAGOVILLE</b>	108 E FARMERS RD SEAGOVILLE 75159
J R	<b>CINDY BURKETT</b> 1083595018	* A D <b>VACANT</b>
<b>V3921</b>	<b>SEAGOVILLE CITY HALL</b>	702 N HWY 175 SEAGOVILLE 75159
J D	<b>TEENA GAYLE</b> 1087482452	A R <b>VACANT</b>
<b>V3940</b>	<b>WILMER COMMUNITY CENTER</b>	101 DAVIDSON PLZ WILMER 75172
J D	<b>PAMELA WASH</b> 1082788907	A R <b>LORRIE MCDONALD</b> 1084047698
<b>V3950</b>	<b>HUTCHINS COMMUNITY CENTER</b>	500 W HICKMAN ST HUTCHINS 75141
* J D	<b>ELLENA DAVIS</b> 1084472119	A R <b>LEAH PICKRELL</b> 1078381113
<b>V4000</b>	<b>ED-ELECTIONS OFFICE CURBSIDE</b>	1520 ROUND TABLE DR DALLAS 75247
	<b>NO JUDGE</b>	<b>NO ALTERNATE JUDGE</b>
<b>V4002</b>	<b>CAILLET ELEM SCHOOL</b>	3033 MERRELL RD DALLAS 75229
J D	<b>MICHELE VALENTINO</b> 1083188383	A R <b>NANCIE WAGNER</b> 1080689099

**2021 - 2023 TERM  
ELECTION DAY  
JUDGES AND ALTERNATE JUDGES  
SUBMISSION  
DALLAS COUNTY COMMISSIONER DISTRICTS 1-4  
Updated Judges List**

<b>V4004</b>	<b>MARCUS REC CENTER</b>	3003 NORTHAVEN RD DALLAS	75229
J D	<b>ALAN YUSTER</b> 1216781573	A R	<b>JOHN DUPRE</b> 1078282820
<b>V4006</b>	<b>DEGOLYER ELEM SCHOOL</b>	3453 FLAIR DR DALLAS	75229
J D	<b>STEWART MIKKELSEN</b> 1153521578	A R	<b>ALAN WATERMAN</b> 1078505660
<b>V4010</b>	<b>STEPHEN FOSTER ELEM SCH</b>	3700 CLOVER LN DALLAS	75220
J D	<b>VIVIAN GREGORICH</b> 1086028294	A R	<b>CAROL ROSS</b> 1083164253
<b>V4014</b>	<b>SUDIE WILLIAMS TAG ACADEMY</b>	4518 POMONA RD DALLAS	75209
J R	<b>CLARK WILL</b> 1083682663	A D	<b>JANE GERBER</b> 1088851379
<b>V4015</b>	<b>NORTH PARK COMMUNITY CORP</b>	4619 W UNIVERSITY BLVD DALLAS	75209
J D	<b>OLGA SMITH</b> 1083325532	A R	<b>JANICE PETERS</b> 1108398777
<b>V4016</b>	<b>K B POLK VANGUARD CENTER ATG</b>	6911 VICTORIA AVE DALLAS	75209
J D	<b>JONATHAN MAPLES</b> 1083457337	A R	<b>JUDY WHEELER</b> 1140242912
<b>V4018</b>	<b>MAPLE LAWN ELEM SCHOOL</b>	3120 INWOOD RD DALLAS	75235
J D	<b>DAVID FISHER</b> 1002113326	A R	<b>JOHN HOLDEN</b> 1080345907

**2021 - 2023 TERM  
ELECTION DAY  
JUDGES AND ALTERNATE JUDGES  
SUBMISSION  
DALLAS COUNTY COMMISSIONER DISTRICTS 1-4  
Updated Judges List**

<b>V4019</b>	<b>ARLINGTON PARK RECREATION CENTER</b>	1505 RECORD CROSSING R DALLAS	75235
J D	<b>ELIZABETH PERINI</b> 1160398202	A R	<b>VACANT</b>
<b>V4022</b>	<b>ESPERANZA HOPE MEDRANO ELEM SCHOOL</b>	2221 LUCAS DR DALLAS	75219
J D	<b>RICARDO MEDRANO</b> 1080577811	A R	<b>ROBERT BRAUN</b> 1083409172
<b>V4024</b>	<b>L G PINKSTON HIGH SCHOOL</b>	2200 DENNISON ST DALLAS	75212
J D	<b>SIDNEY WILLIAMS</b> 1086670377	A R	<b>JON ALTSCHULER</b> 1086951420
<b>V4028</b>	<b>VICTORY CATHEDRAL</b>	3407 N WESTMORELAND R DALLAS	75212
J D	<b>LETTIE SEARLES</b> 1084653134	A R	<b>VACANT</b>
<b>V4029</b>	<b>EL CENTRO COLLEGE-WEST CAMPUS</b>	3330 NORTH HAMPTON RD DALLAS	75212
J D	<b>CRAIG HOLCOMB</b> 1083663634	A R	<b>AUTUMN MCCALL</b> 1082213906
<b>V4031</b>	<b>C F CARR ELEM SCHOOL</b>	1952 BAYSIDE ST DALLAS	75212
J D	<b>MARK W. BAKER</b> 1083402357	A R	<b>VACANT</b>
<b>V4032</b>	<b>REVERCHON RECREATION CENTER</b>	3505 MAPLE AVE DALLAS	75219
J D	<b>DANIEL FOYT</b> 1045567637	A R	<b>JAMES MOYERS</b> 1086136440

**2021 - 2023 TERM  
ELECTION DAY  
JUDGES AND ALTERNATE JUDGES  
SUBMISSION  
DALLAS COUNTY COMMISSIONER DISTRICTS 1-4  
Updated Judges List**

<b>V4033</b>	<b>DALLAS FIRE STATION # 1</b>	1901 IRVING BLVD DALLAS 75207
J D	<b>VACANT</b>	A R <b>CATHERINE TAYLOR</b> 1078540348
<b>V4035</b>	<b>MARGARET B. HENDERSON ELEM SCHOOL</b>	2200 S EDGEFIELD AVE DALLAS 75224
J D	<b>ROBERTO ALONZO</b> 1078796151	A R <b>JAY WILLIS</b> 1079357431
<b>V4038</b>	<b>HARRELL BUDD ELEM SCHOOL</b>	2121 S MARSALIS AVE DALLAS 75216
J D	<b>VENTON HILL JONES</b> 2154896667	A R <b>VACANT</b>
<b>V4039</b>	<b>BEXAR STREET BAPTIST CHURCH</b>	2018 S MARSALIS AVE DALLAS 75216
J D	<b>GWENDA LOWE</b> 1166445808	A R <b>BETTY SUE WELCH</b> 1083384237
<b>V4040</b>	<b>TRINITY HEIGHTS TALENTED &amp; GIFTED</b>	1515 LYNN HAVEN AVE DALLAS 75216
J D	<b>LORETTA HALLMAN</b> 1084081781	A R <b>VACANT</b>
<b>V4043</b>	<b>THE UNION CHURCH</b>	3410 S POLK ST DALLAS 75224
J D	<b>JOE BURKLEO</b> 1087627273	A R <b>MARK SLENCZKA</b> 1129888570
<b>V4046</b>	<b>CLINTON P RUSSELL ELEM SCHOOL</b>	3031 S BECKLEY AVE DALLAS 75224
J D	<b>MATHIS PERKINS</b> 1078367327	A R <b>VACANT</b>

**2021 - 2023 TERM  
ELECTION DAY  
JUDGES AND ALTERNATE JUDGES  
SUBMISSION  
DALLAS COUNTY COMMISSIONER DISTRICTS 1-4  
Updated Judges List**

<b>V4050</b>	<b>MOUNTAIN CREEK LIBRARY</b>	6102 MOUNTAIN CREEK PK DALLAS 75249
J D	<b>ERIK WILSON</b> 1084591299	A R <b>JOYCE SETTER</b> 1084345936
<b>V4052</b>	<b>BILHARTZ ELEM SCHOOL</b>	6700 WANDT DR DALLAS 75236
J D	<b>SEDRICK MCCURDY</b> 1084468000	A R <b>THOMAS WILKINS</b> 1084415243
<b>V4055</b>	<b>LESLIE STEMMONS ELEM SCHOOL</b>	2727 KNOXVILLE ST DALLAS 75211
J D	<b>ELIJAH GREEN</b> 2166770320	A R <b>JOSEPH HERNANDEZ</b> 1088334104
<b>V4056</b>	<b>PALABRA DE VIDA CHURCH</b>	2550 W ILLINOIS AVE DALLAS 75233
J D	<b>JESSE ROCHA</b> 1084331353	A R <b>SHIRLEY WEEKS</b> 1084004874
<b>V4057</b>	<b>KIEST REC CENTER</b>	3081 S HAMPTON RD DALLAS 75224
J D	<b>MICHAEL GOODMAN</b> 1084077734	* A R <b>LILLIE RALPH</b> 1156541236
<b>V4060</b>	<b>NANCY JANE COCHRAN ELEMENTARY</b>	6000 KEENELAND PKWY DALLAS 75211
J D	<b>DANIELA VILLARREAL</b> 2140336377	A R <b>MONTY WEDDELL</b> 1084139961
<b>V4061</b>	<b>L O DONALD ELEM SCHOOL</b>	1218 PHINNEY AVE DALLAS 75211
J D	<b>ANDREW ALEMAN</b> 1153158457	A R <b>VACANT</b>

**2021 - 2023 TERM  
ELECTION DAY  
JUDGES AND ALTERNATE JUDGES  
SUBMISSION  
DALLAS COUNTY COMMISSIONER DISTRICTS 1-4  
Updated Judges List**

<b>V4062</b>	<b>LELIA P COWART ELEM SCHOOL</b>	1515 S RAVINIA DR DALLAS	75211
* J D	<b>JESSICA SANTAMARIA</b> 1078536630	A R <b>THOMAS GEDDES</b> 1167521326	
<b>V4063</b>	<b>ELMWOOD-EL BUEN SAMARITANO UMC</b>	1315 BERKLEY AVE DALLAS	75224
J D	<b>DANIEL BROWN</b> 1124828401	A R <b>DON WEEKS</b> 1083889958	
<b>V4064</b>	<b>MARTIN WEISS REC CENTER</b>	1111 MARTINDELL AVE DALLAS	75211
J D	<b>RUSSELL GARNER</b> 1087966312	A R <b>GLORIA HIBDON</b> 1080961858	
<b>V4065</b>	<b>ARCADIA PARK ELEM SCHOOL</b>	1300 N JUSTIN AVE DALLAS	75211
* J D	<b>CHRISTIAN BROWN</b> 1188916110	A R <b>LONNIE NIX</b> 1082432184	
<b>V4066</b>	<b>ANSON JONES ELEM SCHOOL</b>	3901 MEREDITH AVE DALLAS	75211
J D	<b>TEMECKIA DERROUGH</b> 1079093438	A R <b>RYAN MOORE</b> 1074668019	
<b>V4067</b>	<b>GEORGE PEABODY ELEM SCHOOL</b>	3101 RAYDELL PL DALLAS	75211
J D	<b>CATHERINE GARRISON</b> 1085780724	A R <b>VACANT</b>	
<b>V4068</b>	<b>LIDA HOOE ELEM SCHOOL</b>	2419 GLADSTONE DR DALLAS	75211
J D	<b>PERLA LOZA</b> 1079324130	A R <b>VACANT</b>	

**2021 - 2023 TERM  
ELECTION DAY  
JUDGES AND ALTERNATE JUDGES  
SUBMISSION  
DALLAS COUNTY COMMISSIONER DISTRICTS 1-4  
Updated Judges List**

<b>V4069</b>	<b>WINNETKA ELEM SCHOOL</b>	1151 S EDGEFIELD AVE DALLAS 75208
J D	<b>NGENA WHITE</b> 1203886713	A R <b>VACANT</b>
<b>V4070</b>	<b>JOHN F PEELER ELEM SCHOOL</b>	810 S LLEWELLYN AVE DALLAS 75208
J D	<b>ROBERT SHEAKS</b> 1085761040	A R <b>WILLIE O'BRIEN</b> 1209977162
<b>V4071</b>	<b>OAK CLIFF SUB-COURTHOUSE</b>	410 S BECKLEY AVE DALLAS 75203
J D	<b>NGINA WHITE</b> 1203713290	A R <b>MARTHA MELAKU</b> 1079030934
<b>V4073</b>	<b>PREPARING THE WAY MINISTRIES</b>	2442 W JEFFERSON BLVD DALLAS 75211
J D	<b>FRANK RIOS</b> 1089064315	A R <b>MORENA HERNANDEZ</b> 1079284826
<b>V4074</b>	<b>SUNSET HIGH SCHOOL-ANNEX BLDG</b>	2021 W TENTH ST DALLAS 75208
J D	<b>STUART BOLDING</b> 1085234211	A R <b>VACANT</b>
<b>V4075</b>	<b>JOHN H REAGAN SCHOOL</b>	201 N ADAMS AVE DALLAS 75208
J D	<b>TERESA STEWARD</b> 1084892159	A R <b>VACANT</b>
<b>V4076</b>	<b>STEVENS PARK ELEM SCHOOL</b>	2615 W COLORADO BLVD DALLAS 75211
J D	<b>REBECCA MOHR</b> 2128937507	A R <b>VACANT</b>



**2021 - 2023 TERM  
ELECTION DAY  
JUDGES AND ALTERNATE JUDGES  
SUBMISSION  
DALLAS COUNTY COMMISSIONER DISTRICTS 1-4  
Updated Judges List**

<b>V4077</b>	<b>ROSEMONT ELEM SCHOOL/UPPER CAMPUS</b>	719 N MONTCLAIR AVE DALLAS 75208
J D	<b>VALERIE HUTCHINS</b> 1081152404	A R <b>VACANT</b>
<b>V4078</b>	<b>KIDD SPRINGS REC CENTER</b>	711 W CANTY ST DALLAS 75208
* J D	<b>ZETTIE WILLIAMS</b> 1085363966	A R <b>VACANT</b>
<b>V4079</b>	<b>KESSLER PARK UNITED METHODIST CHUR</b>	1215 TURNER AVE DALLAS 75208
J D	<b>MICHAEL WILLIAMSON</b> 1077996814	A R <b>VACANT</b>
<b>V4081</b>	<b>ELADIO R MARTINEZ LEARNING CENTER</b>	4500 BERNAL DR DALLAS 75212
J D	<b>YOLANDA JIMENEZ</b> 1085657920	* A R <b>VACANT</b>
<b>V4083</b>	<b>SIDNEY LANIER EXPRESSIVE ARTS VANGUARD</b>	1400 WALMSLEY AVE DALLAS 75208
J D	<b>SYLVIA MEDRANO</b> 1081651937	A R <b>VACANT</b>
<b>V4085</b>	<b>ANITA MARTINEZ REC CENTER</b>	3212 N WINNETKA AVE DALLAS 75212
J D	<b>GLENDA SALAZAR</b> 1148834888	A R <b>VACANT</b>
<b>V4086</b>	<b>GRAUWYLER PARK REC CENTER</b>	7780 HARRY HINES BLVD DALLAS 75235
J D	<b>ROBERT KERSEY</b> 1088714797	A R <b>MARI ANN ROSS</b> 1081198921

**2021 - 2023 TERM  
ELECTION DAY  
JUDGES AND ALTERNATE JUDGES  
SUBMISSION  
DALLAS COUNTY COMMISSIONER DISTRICTS 1-4  
Updated Judges List**

<b>V4087</b>	<b>BACHMAN REC CENTER</b>	2750 BACHMAN DR DALLAS 75220
* J D	<b>CAROLYN JOHNSON</b> 1079293815	A R <b>MICHAEL BURNAMAN</b> 1160115517
<b>V4094</b>	<b>PARK FOREST BRANCH LIBRARY</b>	3421 FOREST LN DALLAS 75234
J D	<b>MATTHEW CALVERT</b> 1081444715	A R <b>MARGUERITE BUCCINO</b> 1082083560
<b>V4097</b>	<b>DAVID G BURNET ELEM SCHOOL</b>	3200 KINKAID DR DALLAS 75220
J D	<b>BETTY ROWE WILLIAMS</b> 1083174779	A R <b>WAYNE MACNAUGHTON</b> 1081082667
<b>V4110</b>	<b>BOUDE STOREY MIDDLE SCHOOL</b>	3000 MARYLAND AVE DALLAS 75216
J D	<b>STEPHEN CARTER</b> 1085607534	A R <b>VACANT</b>
<b>V4113</b>	<b>MOUNTAIN VIEW COLLEGE-E BLDG</b>	4849 W ILLINOIS AVE DALLAS 75211
J D	<b>MARY HODGE</b> 1088328992	A R <b>LUIS ZUNIGA</b> 1144843197
<b>V4300</b>	<b>COCKRELL HILL CITY HALL</b>	4125 W CLARENDON DR COCKRELL HILL 75211
* J D	<b>CHRIS CARSON</b> 1198761527	A R <b>RUBY LEE</b> 1078505312
<b>V4501</b>	<b>SUZANNA DICKINSON ELEM</b>	1902 PALMER TRL GRAND PRAIRIE 75052
J D	<b>DARLA WISDOM</b> 1084375464	A R <b>KATHRYN MONETTE</b> 1085706498

**2021 - 2023 TERM  
ELECTION DAY  
JUDGES AND ALTERNATE JUDGES  
SUBMISSION  
DALLAS COUNTY COMMISSIONER DISTRICTS 1-4  
Updated Judges List**

<b>V4502</b>	<b>BETTY WARMACK LIBRARY</b>	760 BARDIN RD GRAND PRAIRIE	75052
J D	<b>EVELYN GRAY</b> 1084425491	A R	<b>PHILIP VARGHESE</b> 1078106646
<b>V4507</b>	<b>DANIELS ACADEMY</b>	801 SW 19TH ST GRAND PRAIRIE	75051
J D	<b>PATSY RAY</b> 1083976659	A R	<b>VACANT</b>
<b>V4508</b>	<b>ELLEN OCHOA STEM ACADEMY/MILAM-GPISD</b>	2030 PROCTOR DR GRAND PRAIRIE	75051
* J D	<b>SHARICA REESE</b> 1154874979	A R	<b>SELENA WOFFORD</b> 1085510959
<b>V4509</b>	<b>YWLA @ ARNOLD MIDDLE SCHOOL</b>	1204 E MARSHALL DR GRAND PRAIRIE	75051
J D	<b>JEANNETTE PUGH</b> 1084756363	A R	<b>TRUDY GILL</b> 1084537136
<b>V4511</b>	<b>BOWIE FINE ARTS ACADEMY -GPISD</b>	425 ALICE DR GRAND PRAIRIE	75051
* J D	<b>MICHAEL CONNELL</b> 1088730294	A R	<b>MINH VUONG</b> 1182718289
<b>V4512</b>	<b>CHARLEY TAYLOR REC CENTER</b>	601 E GRAND PRAIRIE RD GRAND PRAIRIE	75051
J D	<b>LYDIA ALCALAN</b> 1085904849	A R	<b>FRANK STROHSCHIN</b> 1085502613
<b>V4513</b>	<b>HOUSTON PROFESSIONAL STAFF DEVELOPMENT CTR</b>	1502 COLLEGE ST GRAND PRAIRIE	75050
J D	<b>ARMANDO MONSIVAIS</b> 1084855088	A R	<b>ADRIENE THOMPSON</b> 1084806341

**2021 - 2023 TERM  
ELECTION DAY  
JUDGES AND ALTERNATE JUDGES  
SUBMISSION  
DALLAS COUNTY COMMISSIONER DISTRICTS 1-4  
Updated Judges List**

<b>V4514</b>	<b>CROSSWINDS HIGH SCHOOL</b>	1100 N CARRIER PKWY GRAND PRAIRIE 75050
J R	<b>WARREN WIENECKE</b> 1085505964	A D <b>MARY NUNEZ</b> 1083342281
<b>V4515</b>	<b>TRAVIS WORLD LANGUAGE ACADEMY</b>	525 NE 15TH ST GRAND PRAIRIE 75050
J D	<b>STEPHEN SCOTT</b> 1079451960	A R <b>VACANT</b>
<b>V4517</b>	<b>EISENHOWER ELEMENTARY SCHOOL</b>	2102 N CARRIER PKWY GRAND PRAIRIE 75050
J R	<b>KEITH PIMM</b> 2135579503	A D <b>ANA COCA</b> 1046814834
<b>V4518</b>	<b>MINISTERIOS CIELO EN LA TIERRA</b>	3313 GILBERT RD GRAND PRAIRIE 75050
J D	<b>SHLAWNDA CELESTINE</b> 1151116727	A R <b>MATHEW LIGUEZ</b> 1046380960
<b>V4519</b>	<b>RONALD W REAGAN MIDDLE SCHOOL</b>	4616 BARDIN RD GRAND PRAIRIE 75052
J D	<b>CYNTHIA SMITH</b> 1084221450	A R <b>JENA PERKINS</b> 1085387383
<b>V4520</b>	<b>SAM RAYBURN ELEM SCHOOL</b>	2800 REFORMA DR GRAND PRAIRIE 75052
J D	<b>DIANA KRIS FARRELL</b> 1145233168	* A R <b>PAUL MOLINAR</b> 1086798546
<b>V4521</b>	<b>LORENZO DE ZAVALA ACADEMY</b>	3410 KIRBY CREEK DR GRAND PRAIRIE 75052
* J D	<b>MAX NUNEZ</b> 1087738996	A R <b>JACK WOLFSON</b> 1087121761

**2021 - 2023 TERM  
ELECTION DAY  
JUDGES AND ALTERNATE JUDGES  
SUBMISSION  
DALLAS COUNTY COMMISSIONER DISTRICTS 1-4  
Updated Judges List**

<b>V4522</b>	<b>TRUMAN MIDDLE SCHOOL</b>	1501 COFFEYVILLE TRL GRAND PRAIRIE 75052
J D	<b>CHARLES SCHU</b> 1165473840	A R <b>DIANE KATSULIS</b> 1088807614
<b>V4525</b>	<b>JOHNSON (LBJ) DAEP -GPISD</b>	650 STONEWALL DR GRAND PRAIRIE 75052
J D	<b>DEE HART</b> 1084164623	A R <b>VACANT</b>
<b>V4527</b>	<b>HECTOR P. GARCIA ELEM SCHOOL-GPISD</b>	2444 GRAHAM ST GRAND PRAIRIE 75050
J D	<b>BRENT PIMENTEL</b> 1060420645	A R <b>VANCE ROPER</b> 1084455335
<b>V4528</b>	<b>OUR REDEEMER LUTHERAN CHURCH- GP</b>	4729 S CARRIER PKWY GRAND PRAIRIE 75052
J D	<b>CAROL DAVIS</b> 1084493233	A R <b>ROBERT BAKER</b> 1079960610
<b>V4538</b>	<b>GLOBAL LEADERSHIP ACADEMY at BUSH ELEM SCHOOL-GPISD</b>	511 E SPRINGDALE LN GRAND PRAIRIE 75052
J D	<b>SUNJA SMITH</b> 1088009904	A R <b>VACANT</b>
<b>V4601</b>	<b>SALLY B ELLIOTT ELEM SCHOOL</b>	1900 S STORY RD IRVING 75060
J R	<b>ROY GETTING</b> 1079097162	* A D <b>SARAH NELSON</b> 2159604977
<b>V4602</b>	<b>NIMITZ HIGH SCHOOL</b>	100 W OAKDALE RD IRVING 75060
J D	<b>MARTHA SCHECHT</b> 1085773637	A R <b>PAUL BERTANZETTI</b> 1084403302

**2021 - 2023 TERM  
ELECTION DAY  
JUDGES AND ALTERNATE JUDGES  
SUBMISSION  
DALLAS COUNTY COMMISSIONER DISTRICTS 1-4  
Updated Judges List**

<b>V4605</b>	<b>OTIS BROWN ELEM SCHOOL</b>	2501 W TENTH ST IRVING	75060
J D	<b>EVELYN SMART</b> 1084474754	* A R	<b>KENT BROWN</b> 1085084877
<b>V4606</b>	<b>LAMAR MIDDLE SCHOOL</b>	219 CRANDALL RD IRVING	75060
J D	<b>SHEWANA ALLEN</b> 1081076960	A R	<b>BERNADETTE WARD</b> 1086586747
<b>V4607</b>	<b>IRVING CITY HALL</b>	825 W IRVING BLVD IRVING	75060
J D	<b>MAGGIE MARTINS</b> 1087639334	A R	<b>BILLIE MORROW</b> 1085433083
<b>V4608</b>	<b>J O DAVIS ELEM SCHOOL</b>	310 DAVIS DR IRVING	75061
* J D	<b>CINDY CORPIER</b> 1086240996	A R	<b>VACANT</b>
<b>V4610</b>	<b>L B BARTON ELEM SCHOOL</b>	2931 CONFLANS RD IRVING	75061
J R	<b>DANNY HERRERA</b> 1077991992	A D	<b>SHARON BARBOSA-CRAIN</b> 1083826015
<b>V4613</b>	<b>IRVING HIGH SCHOOL</b>	900 N O'CONNOR RD IRVING	75061
J D	<b>ARCHIE STEPHENSON</b> 1084509596	A R	<b>DAVID DYKEMAN</b> 1085429190
<b>V4616</b>	<b>GOOD ELEMENTARY SCHOOL-IRISD</b>	1200 E UNION BOWER RD IRVING	75061
J D	<b>SARA ALBERT</b> 1083130275	A R	<b>KATHRINE AARON</b> 1085402973

**2021 - 2023 TERM  
ELECTION DAY  
JUDGES AND ALTERNATE JUDGES  
SUBMISSION  
DALLAS COUNTY COMMISSIONER DISTRICTS 1-4  
Updated Judges List**

<b>V4618</b>	<b>DAVID CROCKETT MIDDLE SCHOOL</b>	2431 HANCOCK ST IRVING	75061
* J D	<b>FANY VARGAS</b> 1166397430	* A R	<b>PATRICIA WOOD</b> 1142268194
<b>V4619</b>	<b>LIVELY ELEM SCHOOL</b>	1800 PLYMOUTH DR W IRVING	75061
J R	<b>CLARISSA LINDSEY</b> 1085899671	A D	<b>ASHLEY TRAN</b> 1076363797
<b>V4620</b>	<b>OAK HAVEN UNITED METHODIST CHURCH</b>	1600 N IRVING HEIGHTS DR IRVING	75061
J D	<b>SHERRON MOLINA</b> 1049062890	A R	<b>ARTHUR BERTANZETTI</b> 1085339576
<b>V4621</b>	<b>THOMAS HALEY ELEM SCHOOL</b>	3601 CHEYENNE ST IRVING	75062
* J D	<b>ROBERT SMITH</b> 1149438479	A R	<b>JOHNNY LOPEZ</b> 1084889947
<b>V4622</b>	<b>W T HANES ELEM SCHOOL</b>	2730 CHEYENNE ST IRVING	75062
J D	<b>SOULFAA AMER</b> 2120790503	A R	<b>VACANT</b>
<b>V4623</b>	<b>A S JOHNSTON ELEM SCHOOL</b>	2801 RUTGERS DR IRVING	75062
* J D	<b>ELEANOR BOGNER</b> 1084505660	A R	<b>VACANT</b>
<b>V4624</b>	<b>BRANDENBURG ELEM</b>	2800 HILLCREST DR IRVING	75062
J D	<b>DAVID BRADLEY</b> 1080853381	A R	<b>KRISTIN CRUISE</b> 2158870384

**2021 - 2023 TERM  
ELECTION DAY  
JUDGES AND ALTERNATE JUDGES  
SUBMISSION  
DALLAS COUNTY COMMISSIONER DISTRICTS 1-4  
Updated Judges List**

<b>V4626</b>	<b>MACARTHUR HIGH SCHOOL</b>	3700 N MACARTHUR BLVD IRVING 75062
J R	<b>CLAIRE SHAHZAD</b> 1084766060	A D <b>ELIZABETH HAMELINE</b> 1078940123
<b>V4627</b>	<b>IRVING FIRE STATION # 8</b>	650 E LAS COLINAS BLVD IRVING 75039
J D	<b>TARIQ JAFFERY</b> 1079753390	A R <b>LOIS MCGIVERN</b> 1210227360
<b>V4629</b>	<b>BEAR CREEK COMMUNITY CHURCH</b>	2700 FINLEY RD IRVING 75062
J D	<b>MARTIN SAENZ</b> 1079904309	A R <b>BECKY BROWN</b> 1020421569
<b>V4630</b>	<b>T J LEE ELEM SCHOOL</b>	1600 CARLISLE ST IRVING 75062
J R	<b>RICHARD SMITH</b> 1085701090	A D <b>THOMAS AMES</b> 2123116953
<b>V4631</b>	<b>TRAVIS MIDDLE SCHOOL</b>	1600 FINLEY RD IRVING 75062
J R	<b>THEODORE COLE</b> 1084117316	A D <b>VACANT</b>
<b>V4633</b>	<b>NORTH LAKE COLLEGE-F BLDG</b>	5001 N MACARTHUR BLVD IRVING 75038
J R	<b>HAROLD JENKINS</b> 1085684455	A D <b>LISA ROGERS</b> 1082133107
<b>V4634</b>	<b>SINGLEY ACADEMY</b>	4601 N MCARTHUR BLVD IRVING 75038
J D	<b>CONSUELO EVANS</b> 1079596055	A R <b>DUC NGUYEN</b> 1083280419



**2021 - 2023 TERM  
ELECTION DAY  
JUDGES AND ALTERNATE JUDGES  
SUBMISSION  
DALLAS COUNTY COMMISSIONER DISTRICTS 1-4  
Updated Judges List**

<b>V4640</b>	<b>HOUSTON MIDDLE SCHOOL-IRISD</b>	3033 W COUNTRY CLUB RD IRVING 75038
J D	<b>SCOTT HAGAR</b> 1082925817	A R <b>SHARON CLARK</b> 1187231392
<b>V4642</b>	<b>IRVING ARTS CENTER</b>	3333 N MACARTHUR BLVD IRVING 75062
J R	<b>DEBRA ARNETT</b> 1084843959	* A D <b>VANICE WEBB</b> 1084234106
<b>V4645</b>	<b>LAS COLINAS ELEM SCHOOL</b>	2200 KINWEST PKWY IRVING 75063
* J D	<b>SHIVAKUMARAN ANNAMALAI</b> 2123626902	A R <b>SHELLY AKERLY</b> 1085765371
<b>V4646</b>	<b>BARBARA CARDWELL CAREER PREP</b>	101 E UNION BOWER RD IRVING 75061
* J D	<b>ALISON TRUJILLO</b> 1078611770	A R <b>SAMANTHA MORENO</b> 2166157538
<b>V4647</b>	<b>MUSTANG PARK REC CENTER</b>	2223 KINWEST PKWY IRVING 75063
J D	<b>ZULIKHA HUSSAIN</b> 1185089744	A R <b>KATHLEEN HODGES</b> 1081318844
<b>V4652</b>	<b>BRITAIN ELEMENTARY SCHOOL</b>	631 EDMONDSON DR IRVING 75060
J D	<b>BENEDICT PARKS</b> 2000981449	A R <b>JUDSON BARR</b> 1084870369
<b>V4654</b>	<b>IRVING FIRE STATION # 2</b>	1306 N STORY RD IRVING 75061
J D	<b>JUAN DAVID GUTIERREZ</b> 1084934093	A R <b>DOROTHY MARTIN</b> 2142183543

**2021 - 2023 TERM  
ELECTION DAY  
JUDGES AND ALTERNATE JUDGES  
SUBMISSION  
DALLAS COUNTY COMMISSIONER DISTRICTS 1-4  
Updated Judges List**

---

<b>V4663</b>	<b>UNIVERSITY OF DALLAS- CARDINAL FARRELL HALL</b>	2815 LYNCH CIR IRVING	75062
J D	<b>MARY MCINTIRE</b> 1081929730	A R <b>JONATHON HOLLIS</b> 2163424383	

**2021 - 2023 TERM  
EARLY VOTING  
PRESIDING ELECTION OFFICERS AND ALTERNATE ELECTION OFFICERS  
SUBMISSION  
Updated PEO and AEO**

<b>BALCH SPRINGS CIVIC CENTER</b>	12400 ELAM RD BALCH SPRINGS 75180
<b>D JACQUELINE FAIN</b> 1081261030	<b>R CAROL DUKE</b> 1083796214
<b>BEAR CREEK COMMUNITY CHURCH</b>	2700 FINLEY RD IRVING 75062
<b>D DOROTHY CHAMBERS</b> 1184395681	<b>R KEVIN RENO</b> 1080405132
<b>BETHANY LUTHERAN CHURCH</b>	10101 WALNUT HILL LN DALLAS 75238
<b>D SANDRA BIGGS</b> 1083093440	<b>R TANYA PIPKEN</b> 1081571177
<b>BROOKHAVEN COLLEGE</b>	3939 VALLEY VIEW LN FARMERS BRAN 75244
<b>D JAMECIA JOHNSON</b> 1159943564	<b>R BRUCE BRADLEY</b> 1079043284
<b>CEDAR HILL RECREATION CENTER</b>	310 E PARKERVILLE RD CEDAR HILL 75104
<b>D EMELDA MARTIN</b> 1098996319	<b>R DIANE KATSULIS</b> 1088807614
<b>CEDAR VALLEY COLLEGE-M BLDG</b>	3030 N DALLAS AVE LANCASTER 75134
<b>D FRANKIE WALKER LEONARD</b> 1085560911	<b>R VIRGINIA ESQUIVEL</b> 1088400767
<b>COPPELL TOWN CENTER</b>	255 E PARKWAY BLVD COPPELL 75019
<b>D NANCY WANG</b> 1081409787	<b>R KATHLEEN HODGES</b> 1081318844
<b>CROSSWINDS HIGH SCHOOL</b>	1100 N CARRIER PKWY GRAND PRAIRIE 75050
<b>D MAE CHOICE</b> 1084055952	<b>R DANEE ROEDL</b> 1083773320

**2021 - 2023 TERM  
EARLY VOTING  
PRESIDING ELECTION OFFICERS AND ALTERNATE ELECTION OFFICERS  
SUBMISSION  
Updated PEO and AEO**

<b>DISCIPLE CENTRAL COMMUNITY CHURCH</b>	901 N POLK ST DESOTO 75115
D <b>PATRICIA CARR</b> 1085720427	R <b>SYLVIA BRACKS</b> 1087146338
<b>DUNCANVILLE LIBRARY</b>	201 JAMES COLLINS BLVD DUNCANVILLE 75116
D <b>BARBARA LEWIS</b> 1084113729	R <b>VICKI MARSH</b> 1080157320
<b>EASTFIELD COLLEGE-MAIN CAMPUS, C BLDG</b>	3737 MOTLEY DR MESQUITE 75150
D <b>NGINA WHITE</b> 1203713290	R <b>MOLLY BISHOP</b> 1083684156
<b>EASTFIELD COLLEGE-PLEASANT GROVE CAMPUS</b>	802 S BUCKNER BLVD DALLAS 75217
D <b>BOBBYE ROSS</b> 1161782389	R <b>ANDREW CASTILLO</b> 2001963376
<b>EL CENTRO COLLEGE-MAIN CAMPUS</b>	801 MAIN ST DALLAS 75202
D <b>CHERI BALL-MEZA</b> 1083048522	R <b>JAN NORRIS</b> 1080469747
<b>EL CENTRO COLLEGE-WEST CAMPUS</b>	3330 NORTH HAMPTON RD DALLAS 75212
D <b>DEBORAH CULBERSON</b> 1083065266	R <b>DEBRA AGUILAR</b> 1078994440
<b>FLORENCE RECREATION CENTER</b>	2501 WHITSON WAY MESQUITE 75150
D <b>CHARLES MULLINS</b> 1087660838	R <b>RUSSELL JOHNSON</b> 1084922195
<b>FRETZ PARK LIBRARY</b>	6990 BELT LINE RD DALLAS 75254
D <b>VICTOR DAVIS</b> 1084490211	R <b>BILL THORESON</b> 1081627091

**2021 - 2023 TERM  
EARLY VOTING  
PRESIDING ELECTION OFFICERS AND ALTERNATE ELECTION OFFICERS  
SUBMISSION  
Updated PEO and AEO**

<b>FRIENDSHIP WEST BAPTIST CHURCH</b>	2020 WHEATLAND RD DALLAS 75232
D <b>DIANNA JACKSON</b> 1188905807	R <b>PATRICIA PIERSON</b> 1155966120
<b>GEORGE L ALLEN SR. COURTS BLDG</b>	600 COMMERCE ST DALLAS 75202
D <b>NICOLE SIMS</b> 1086954383	R <b>WILLIAM HAUGEN</b> 1082759879
<b>GRAUWYLER PARK REC CENTER</b>	7780 HARRY HINES BLVD DALLAS 75235
D <b>MARK W. BAKER</b> 1083402357	R <b>LYIAH CLARK</b> 2170463201
<b>HARRY STONE RECREATION CENTER</b>	2403 MILLMAR DR DALLAS 75228
D <b>BEN DAY</b> 1080297198	R <b>LATRESE ADKINS</b> 1151196150
<b>HIGHLAND HILLS LIBRARY</b>	6200 BONNIE VIEW RD DALLAS 75241
** D <b>DEBBIE LEE</b> 1091325853	R <b>JOSEPH HERNANDEZ</b> 1088334104
<b>IRVING CITY HALL</b>	825 W IRVING BLVD IRVING 75060
D <b>MAGGIE MARTINS</b> 1087639334	R <b>DEBRA ARNETT</b> 1084843959
<b>JOSEY RANCH LAKE LIBRARY</b>	1700 KELLER SPRINGS RD CARROLLTON 75006
D <b>TERRY BARKER</b> 1082988961	R <b>KALPANA PARAMESH</b> 1086208163
<b>LAKESIDE ACTIVITY CENTER</b>	101 HOLLEY PARK DR MESQUITE 75149
D <b>ZINA WEST-LEWIS</b> 1158644283	R <b>ERMINIA RINCONES</b> 1080487708

**2021 - 2023 TERM  
EARLY VOTING  
PRESIDING ELECTION OFFICERS AND ALTERNATE ELECTION OFFICERS  
SUBMISSION  
Updated PEO and AEO**

<b>LANCASTER VETERANS MEMORIAL LIBRARY</b>	1600 VETERANS MEMORIAL LANCASTER 75134
<b>D CARLA REYNOLDS-GROGAN</b> 1084450205	<b>R MICHAEL VOLGER</b> 2125635541
<b>LOCHWOOD BRANCH LIBRARY</b>	11221 LOCHWOOD BLVD DALLAS 75218
<b>D GEORGE SIGGERS</b> 1082187251	<b>R CORRINE HARDIN</b> 1080987675
<b>MARSH LANE BAPTIST CHURCH</b>	10716 MARSH LANE DALLAS 75229
<b>D BETTY ROWE WILLIAMS</b> 1083174779	<b>R DAVID W. WALLACE</b> 2148257111
<b>MARTIN LUTHER KING CORE BLDG</b>	2922 MARTIN L KING BLVD DALLAS 75215
<b>D GERRE WILLIAMS</b> 1186300576	<b>R JOHN MAYFIELD</b> 1082963418
<b>MARTIN WEISS REC CENTER</b>	1111 MARTINDELL AVE DALLAS 75211
<b>D JOE BURKLEO</b> 1087627273	<b>R GLORIA HIBDON</b> 1080961858
<b>MOUNTAIN CREEK LIBRARY</b>	6102 MOUNTAIN CREEK PK DALLAS 75249
<b>D DIANA KRIS FARRELL</b> 1145233168	<b>R CLARISSA LINDSEY</b> 1085899671
<b>MOUNTAIN VIEW COLLEGE-E BLDG</b>	4849 W ILLINOIS AVE DALLAS 75211
<b>D WILLIAM WOODS</b> 1080877445	<b>R DON WEEKS</b> 1083889958
<b>NORTH LAKE COLLEGE-F BLDG</b>	5001 N MACARTHUR BLVD IRVING 75038
<b>D VALERIE HUTCHINS</b> 1081152404	<b>R MATHEW LIGUEZ</b> 1046380960

**2021 - 2023 TERM  
EARLY VOTING  
PRESIDING ELECTION OFFICERS AND ALTERNATE ELECTION OFFICERS  
SUBMISSION  
Updated PEO and AEO**

<b>OAK CLIFF SUB-COURTHOUSE</b>	410 S BECKLEY AVE DALLAS 75203
<b>D DIANA BROADUS</b> 1084042061	<b>R PATRICK DALE</b> 1121250454
<b>OAKLAWN BRANCH LIBRARY</b>	4100 CEDAR SPRINGS RD DALLAS 75219
<b>D DAVID FISHER</b> 1002113326	<b>R DANIELLE COFNAS</b> 2174504412
<b>OUR REDEEMER LUTHERAN CHURCH</b>	7611 PARK LN DALLAS 75225
<b>D MICHELE VALENTINO</b> 1083188383	<b>R ROWELL LUBBERS</b> 1083340864
<b>OUR REDEEMER LUTHERAN CHURCH- GP</b>	4729 S CARRIER PKWY GRAND PRAIRIE 75052
<b>D EVELYN GRAY</b> 1084425491	<b>R ADRIANA ANGEL</b> 1172788889
<b>PAUL L DUNBAR LANCASTER-KEIST LIBRARY</b>	2008 EAST Kiest BLVD DALLAS 75216
<b>D YVONNE WILLIAMS</b> 1084019290	<b>R THERESA HAYES</b> 1084048456
<b>RICHARDSON CIVIC CENTER</b>	411 W ARAPAHO RD RICHARDSON 75080
<b>D LORI RALEY</b> 1081065167	<b>R CYNTHIA HOLLIDAY</b> 1083072882
<b>RICHLAND COLLEGE-GARLAND CAMPUS</b>	675 W WALNUT ST GARLAND 75040
<b>D JANET HARRIS</b> 1083757176	<b>R SHIRLEY RAVEN</b> 1083569898
<b>RICHLAND COLLEGE-MAIN CAMPUS</b>	9596 WALNUT ST DALLAS 75243
<b>D GREGORY BYRNE</b> 1088536933	<b>R JULIANA MARTINEZ</b> 1081229049

**2021 - 2023 TERM  
EARLY VOTING  
PRESIDING ELECTION OFFICERS AND ALTERNATE ELECTION OFFICERS  
SUBMISSION  
Updated PEO and AEO**

<b>ROWLETT CITY HALL ANNEX</b>	4004 MAIN ST ROWLETT 75088
D <b>MAGGIE ENSLEY</b> 1078459158	** R <b>MARIA MARCON</b> 1083317792
<b>SACHSE SENIOR CENTER</b>	3815 SACHSE RD, BLDG A SACHSE 75048
D <b>SANDRA FRANKLIN</b> 1081451706	R <b>LEZETTE MCFADDEN</b> 1080217902
<b>SAMUELL GRAND REC CENTER</b>	6200 E GRAND AVE DALLAS 75223
D <b>LOTA DUNHAM</b> 1080364148	R <b>VIRGINIA MONTFORT</b> 1083391257
<b>SKYLINE BRANCH LIBRARY</b>	6006 EVERGLADE RD DALLAS 75227
D <b>TRACY DOTIE HILL</b> 1080969076	R <b>BONNIE WATT</b> 1080481782
<b>SOUTH GARLAND BRANCH LIBRARY</b>	4845 BROADWAY BLVD GARLAND 75043
D <b>NGENA WHITE</b> 1203886713	R <b>MATTHEW FONTAINE</b> 1082858849
<b>UNIVERSITY PARK UNITED METHODIST CHURCH</b>	4024 CARUTH BLVD DALLAS 75225
D <b>JOSEPH SPERANDEO</b> 1086380675	R <b>LINDA COLLINS</b> 1083226666
<b>VALLEY RANCH BRANCH LIBRARY</b>	401 CIMARRON TRL IRVING 75063
D <b>JUZAR HASTA</b> 1083705225	R <b>JOHN COTHRAN</b> 1081316773



# 2023 Joint Election Participants

## "Attachment F"

Precinct	Sub	Reg. Voters	City in Election	City District	ISD in Election	ISD District
1004	01	570	Dallas	D10	Richardson	RI4
1004	02	1069	Dallas	D10	Richardson	RI5
1006	01	1657	Dallas	D10	Richardson	RI5
1007	01	390	Dallas	D10	Richardson	RI5
1039	01	285	Dallas	D10	Richardson	RI4
1040	01	1680	Dallas	D10	Richardson	RI4
1040	02	1301	Dallas	D10	Richardson	RI5
1041	01	919	Dallas	D10	Richardson	RI4
1043	01	1906	Dallas	D10	Richardson	RI5
1043	02	427	Dallas	D10	Richardson	RI4
1044	01	2914	Dallas	D10	Richardson	RI5
1045	01	1954	Dallas	D09		
1046	01	338	Dallas	D09		
1047	01	1502	Dallas	D09		
1048	01	2713	Dallas	D09		
1049	01	1945	Dallas	D10	Richardson	RI5
1049	02	0	Dallas	D10		
1050	01	49	Dallas	D09	Dallas	DA2
1050	02	102	Dallas	D14	Dallas	DA2
1051	01	210	Dallas	D09		
1052	01	3494	Dallas	D09		
1054	01	1697	Dallas	D09		
1055	01	887	Dallas	D09		
1056	01	1050	Dallas	D09		
1057	01	1367	Dallas	D02		
1057	02	753	Dallas	D09		
1058	01	2085	Dallas	D02		
1059	01	1658	Dallas	D09		
1060	01	3389	Dallas	D09		
1060	02	878	Dallas	D02		
1061	01	1436	Dallas	D02		
1062	01	46	Dallas	D02		
1063	01	1083	Dallas	D07		
1063	02	671	Dallas	D02		
1063	03	0	Mesquite	ME2		
1063	04	0	Mesquite	ME2		
1064	01	136	Dallas	D02		
1065	01	1770	Dallas	D07		
1065	02	1162	Dallas	D02		
1065	03	0	Mesquite	ME2		
1065	04	0	Dallas	D02		
1067	01	1	Dallas	D07	Mesquite	
1067	02	7	Dallas	D07		

Precinct	Sub	Reg. Voters	City in Election	City District	ISD in Election	ISD District
1068	01	69	Dallas	D09		
1068	02	0	Dallas	D02		
1076	01	46	Dallas	D05		
1077	01	1	Dallas	D02		
1078	01	1054	Dallas	D07		
1078	02	0	Dallas	D02		
1078	03	174	Dallas	D07		
1079	01	1405	Dallas	D07		
1079	02	467	Dallas	D02		
1079	03	0	Dallas	D07		
1080	01	929	Dallas	D07		
1081	01	2938	Dallas	D07		
1082	01	117	Dallas	D07		
1082	02	199	Dallas	D05		
1083	01	1206	Dallas	D07		
1083	02	324	Dallas	D05		
1083	03	316	Dallas	D05		
1084	01	3302	Dallas	D07		
1084	02	43	Dallas	D07		
1085	01	1342	Dallas	D05		
1085	02	102	Dallas	D07		
1086	01	527	Dallas	D07		
1087	01	3289	Dallas	D07		
1087	02	0	Dallas	D07	Mesquite	
1087	03	0	Mesquite	ME3		
1087	04	0	Mesquite	ME3	Mesquite	
1087	05	0	Mesquite	ME2	Mesquite	
1087	06	0	Mesquite	ME2		
1088	01	2273	Dallas	D05		
1089	01	2236	Dallas	D07		
1089	02	0	Dallas	D05		
1089	03	1	Dallas	D07	Mesquite	
1090	01	2320	Dallas	D05		
1091	01	2064	Dallas	D05		
1091	02	216	Dallas	D07		
1091	03	0	Dallas	D05		
1092	01	2835	Dallas	D07		
1092	02	490	Dallas	D07		
1092	03	183	Dallas	D05		
1092	04	184	Dallas	D05		
1093	01	1712	Dallas	D07		
1093	02	4	Dallas	D07	Mesquite	
1094	01	1330	Dallas	D05		
1095	01	1514	Dallas	D05		
1095	02	0	Dallas	D05		
1096	01	1492	Dallas	D05		
1097	01	2665	Dallas	D05		
1098	01	2144	Dallas	D05		
1099	01	75	Dallas	D05		

Precinct	Sub	Reg. Voters	City in Election	City District	ISD in Election	ISD District
1100	01	1443	Dallas	D05		
1100	02	1555	Dallas	D08		
1100	03	98	Dallas	D05		
1101	01	1306	Dallas	D05		
1101	02	465	Dallas	D05		
1101	03	58	Dallas	D05		
1102	01	2062	Dallas	D05		
1103	01	504	Dallas	D05		
1104	01	2699	Dallas	D05		
1105	01	40	Dallas	D05		
1105	02	0	Balch Springs			
1106	01	242	Dallas	D05		
1107	01	881	Dallas	D05		
1108	01	2581	Dallas	D05		
1108	02	59	Dallas	D08		
1109	01	575	Dallas	D08		
1109	02	27	Dallas	D05		
1109	03	0	Dallas	D08		
1110	01	27	Dallas	D05		
1111	01	1624	Dallas	D08		
1113	01	267	Dallas	D05		
1113	02	0	Dallas	D05		
1114	01	736	Dallas	D07		
1115	01	1444	Dallas	D09		
1116	01	1514	Dallas	D02		
1116	02	0	Dallas	D02		
1121	01	2344	Dallas	D09		
1121	02	28	Dallas	D09	Garland	
1121	03	0	Garland		Garland	
1121	04	0	Garland			
1124	01	7	Dallas	D08		
1125	01	166	Dallas	D09	Garland	
1125	02	1921	Dallas	D09		
1125	03	0	Garland		Garland	
1125	04	0	Dallas	D09	Garland	
1128	01	672	Dallas	D10	Richardson	RI5
1129	01	158	Dallas	D10	Richardson	RI5
1129	02	0	Dallas	D10		
1133	01	344	Dallas	D02		
1133	02	0	Dallas	D02		
1134	01	556	Dallas	D05		
1135	01	1647	Dallas	D05		
1136	01	7	Dallas	D08		
1137	01	38	Dallas	D02		
1139	01	9	Mesquite	ME1	Mesquite	
1139	02	0	Mesquite	ME1	Mesquite	
1140	01	0	Dallas	D08		
1141	01	1268	Dallas	D10	Richardson	RI5

Precinct	Sub	Reg. Voters	City in Election	City District	ISD in Election	ISD District
1142	01	2803	Dallas	D10	Richardson	RI5
1143	01	1531	Dallas	D10	Richardson	RI5
1143	02	0	Dallas	D10		
1143	03	0	Dallas	D09		
1144	01	2986	Dallas	D10	Richardson	RI5
1144	02	52	Dallas	D10		
1146	01	2203	Dallas	D10	Richardson	RI5
1147	01	774	Dallas	D10	Richardson	RI5
1148	01	0	Dallas	D05		
1151	01	71	Dallas	D02		
1153	01	19	Dallas	D05		
1153	02	0	Dallas	D05		
1159	01	0	Dallas	D07	Mesquite	
1159	02	0	Mesquite	ME3	Mesquite	
1162	01	0	Dallas	D10	Richardson	RI5
1162	02	0	Dallas	D10	Richardson	RI5
1163	01	1383	Dallas	D09	Dallas	DA2
1164	01	2350	Dallas	D09	Dallas	DA2
1164	02	0	Dallas	D09		
1165	01	2044	Dallas	D09	Dallas	DA2
1165	02	0	Dallas	D14	Dallas	DA2
1168	01	2963	Dallas	D09	Dallas	DA2
1168	02	0	Dallas	D09		
1169	01	2895	Dallas	D09	Dallas	DA2
1169	02	0	Dallas	D09		
1170	01	1460	Dallas	D09		
1170	02	0	Dallas	D09	Dallas	DA2
1171	01	2552	Dallas	D09	Dallas	DA2
1172	01	1764	Dallas	D10	Richardson	RI5
1172	02	306	Dallas	D09		
1172	03	1	Dallas	D10	Garland	
1173	01	1045	Dallas	D09		
1174	01	2561	Dallas	D09		
1174	02	0	Dallas	D09		
1176	01	0	Dallas	D02		
1300	01	2713	Mesquite	ME2	Mesquite	
1300	02	20	Mesquite	ME2	Garland	
1300	03	0	Mesquite	ME2	Garland	
1300	04	3	Mesquite	ME2	Mesquite	
1300	05	0	Mesquite	ME2		
1300	06	0	Mesquite	ME2	Mesquite	
1301	01	1536	Mesquite	ME1	Mesquite	
1301	02	962	Mesquite	ME2	Mesquite	
1301	03	0	Mesquite	ME2	Garland	
1301	04	0	Garland		Garland	
1301	06	0	Dallas	D09	Garland	

Precinct	Sub	Reg. Voters	City in Election	City District	ISD in Election	ISD District
1302	01	2298	Mesquite	ME1	Mesquite	
1302	02	0	Garland		Mesquite	
1302	03	0	Mesquite	ME1	Garland	
1302	04	0	Mesquite	ME2	Mesquite	
1302	05	0	Garland		Garland	
1302	07	0	Mesquite	ME2	Garland	
1302	08	0	Garland		Garland	
1303	01	138	Mesquite	ME2		
1303	02	0	Dallas	D07		
1304	01	1541	Mesquite	ME2	Mesquite	
1304	02	0	Mesquite	ME3	Mesquite	
1304	03	0	Mesquite	ME2	Mesquite	
1305	01	1670	Mesquite	ME2	Mesquite	
1305	02	0	Mesquite	ME2		
1305	03	11	Mesquite	ME2	Mesquite	
1305	04	0	Dallas	D02		
1305	05	0	Mesquite	ME1	Mesquite	
1307	01	229	Mesquite	ME2		
1307	02	0	Mesquite	ME3	Mesquite	
1307	03	0	Mesquite	ME3		
1307	04	0	Dallas	D07		
1307	05	0	Dallas	D07	Mesquite	
1307	06	0	Mesquite	ME2	Mesquite	
1308	01	1943	Mesquite	ME2	Mesquite	
1308	02	0	Mesquite	ME3	Mesquite	
1308	03	9	Mesquite	ME3	Mesquite	
1309	01	415	Mesquite	ME2	Mesquite	
1309	02	0	Mesquite	ME3	Mesquite	
1310	01	2926	Mesquite	ME3	Mesquite	
1310	03	12	Mesquite	ME1	Mesquite	
1311	01	2253	Mesquite	ME3	Mesquite	
1311	02	0	Mesquite	ME2	Mesquite	
1312	01	1063	Mesquite	ME3	Mesquite	
1313	01	381	Mesquite	ME3	Mesquite	
1314	01	1751	Mesquite	ME4	Mesquite	
1314	02	696	Mesquite	ME3	Mesquite	
1314	03	86	Mesquite	ME4		
1314	04	0	Dallas	D07		
1315	01	30	Mesquite	ME2		
1315	02	24	Mesquite	ME2	Mesquite	
1315	03	0	Mesquite	ME2	Mesquite	
1316	01	435	Mesquite	ME1	Mesquite	
1316	02	346	Mesquite	ME1	Mesquite	
1323	01	0	Mesquite	ME2		
1323	02	0	Dallas	D07		
1324	01	2801	Mesquite	ME1	Mesquite	
1324	02	0	Mesquite	ME1	Mesquite	
1324	03	0	Garland		Garland	
1324	04	0	Garland		Garland	
1324	05	0	Mesquite	ME1	Garland	
1324	06	0	Garland		Mesquite	

Precinct	Sub	Reg. Voters	City in Election	City District	ISD in Election	ISD District
1325	01	2745	Mesquite	ME1	Mesquite	
1325	02	0	Sunnyvale		Sunnyvale	
1325	03	0	Mesquite	ME1	Sunnyvale	
1326	01	1414	Mesquite	ME1	Mesquite	
1327	01	2216	Mesquite	ME3	Mesquite	
1327	02	642	Mesquite	ME1	Mesquite	
1328	01	8	Mesquite	ME3	Mesquite	
1328	02	0	Mesquite	ME3	Mesquite	
1328	03	0	Mesquite	ME2	Mesquite	
1329	01	5	Mesquite	ME3	Mesquite	
1329	02	0	Mesquite	ME4	Mesquite	
1401	01	414	Balch Springs	BS5		
1402	01	1347	Balch Springs	BS5	Mesquite	
1402	02	696	Balch Springs		Mesquite	
1402	03	476	Balch Springs		Mesquite	
1403	01	39	Balch Springs	BS5	Mesquite	
1404	01	665	Balch Springs		Mesquite	
1404	02	0	Balch Springs	BS5	Mesquite	
1404	03	0	Mesquite	ME4	Mesquite	
1404	04	0	Mesquite	ME5	Mesquite	
1405	01	422	Balch Springs			
1405	02	84	Balch Springs	BS5		
1406	01	40	Balch Springs	BS7	Mesquite	
1406	02	389	Balch Springs		Mesquite	
1407	01	10	Balch Springs			
1407	02	0	Balch Springs	BS5		
1408	01	2	Balch Springs			
1409	01	435	Balch Springs	BS3		
1409	02	294	Balch Springs			
1409	03	0	Dallas	D05		
1410	01	319	Balch Springs			
1410	02	976	Balch Springs	BS3		
1410	03	503	Balch Springs	BS3	Mesquite	
1410	04	327	Balch Springs		Mesquite	
1410	05	0	Balch Springs		Mesquite	
1410	06	0	Balch Springs	BS3		
1411	01	2611	Balch Springs	BS7	Mesquite	
1411	02	773	Balch Springs		Mesquite	
1411	03	22	Balch Springs	BS3	Mesquite	
1411	04	0	Balch Springs	BS3		
1411	05	0	Dallas	D08		
1411	06	0	Balch Springs	BS3		
1412	01	402	Balch Springs	BS3		
1412	02	0	Balch Springs	BS3	Mesquite	
1412	03	1	Dallas	D08		
1412	04	0	Balch Springs		Mesquite	
1412	05	0	Balch Springs	BS3		
1412	06	0	Balch Springs			
1700	01	2346	Garland		Garland	
1700	02	0	Garland	GA8	Garland	
1700	03	0	Garland		Garland	

Precinct	Sub	Reg. Voters	City in Election	City District	ISD in Election	ISD District
1701	01	2162	Garland	GA8	Garland	
1701	02	0	Garland		Garland	
1702	01	2896	Garland	GA8	Garland	
1702	02	0	Garland	GA6	Garland	
1702	03	0	Garland	GA7	Garland	
1703	01	3387	Garland	GA6	Garland	
1703	02	0	Garland	GA7	Garland	
1704	01	1479	Garland	GA6	Richardson	RI3
1705	01	2060	Garland	GA6	Richardson	RI3
1705	02	0	Garland	GA6	Richardson	RI3
1705	03	0	Dallas	D10	Richardson	RI3
1706	01	3176	Garland	GA6	Garland	
1707	01	789	Garland	GA6	Garland	
1707	02	9	Garland		Garland	
1707	03	8	Garland			
1707	04	0	Garland		Richardson	RI5
1707	05	0	Dallas	D10	Richardson	RI4
1707	06	0	Dallas	D10	Richardson	RI5
1707	07	0	Dallas	D10	Richardson	RI5
1708	01	652	Garland		Garland	
1708	02	87	Garland	GA8	Garland	
1709	01	3733	Garland		Garland	
1709	02	0	Rowlett		Garland	
1709	03	0	Garland	GA3	Garland	
1710	01	1631	Garland		Garland	
1710	02	0	Garland		Garland	
1711	01	2339	Garland		Garland	
1711	02	0	Garland	GA6	Garland	
1711	03	0	Garland	GA8	Garland	
1712	01	2159	Garland	GA6	Garland	
1712	02	3	Garland	GA8	Garland	
1712	03	0	Garland		Garland	
1713	01	1159	Garland		Garland	
1714	01	2041	Garland		Garland	
1714	02	0	Garland		Garland	
1714	03	0	Garland	GA6	Garland	
1715	01	1675	Garland		Garland	
1715	02	0	Garland		Garland	
1716	01	2200	Garland	GA3	Garland	
1716	02	0	Garland		Garland	
1716	03	0	Garland		Garland	
1716	04	0	Garland		Garland	
1717	01	3382	Garland		Garland	
1717	02	0	Garland	GA3	Garland	
1717	03	0	Garland		Garland	
1718	01	1561	Garland		Garland	
1719	01	1776	Garland		Garland	
1719	02	909	Garland		Garland	
1719	03	0	Garland			
1719	04	0	Garland		Garland	

Precinct	Sub	Reg. Voters	City in Election	City District	ISD in Election	ISD District
1720	01	2723	Garland		Garland	
1720	02	0	Garland		Garland	
1720	03	0	Garland		Mesquite	
1721	01	1874	Garland		Mesquite	
1721	02	154	Garland		Garland	
1721	03	56	Mesquite	ME1	Mesquite	
1721	04	0	Mesquite	ME1	Garland	
1721	05	0	Garland		Garland	
1721	07	0	Mesquite	ME1	Mesquite	
1722	01	3063	Garland		Garland	
1722	02	0	Mesquite	ME1	Garland	
1722	03	0	Garland		Mesquite	
1722	04	0	Mesquite	ME1	Mesquite	
1722	05	0	Garland	GA3	Garland	
1723	01	210	Garland		Garland	
1724	01	0	Garland		Garland	
1724	02	164	Garland		Mesquite	
1724	03	0	Garland		Mesquite	
1725	01	482	Garland		Garland	
1726	01	1909	Garland		Garland	
1726	02	0	Garland			
1727	01	243	Garland		Garland	
1728	01	1414	Garland		Garland	
1728	02	0	Garland			
1729	01	1656	Garland		Garland	
1729	02	0	Garland		Garland	
1730	01	0	Garland			
1730	02	0	Garland			
1731	01	0	Garland			
1732	01	1454	Garland	GA7	Garland	
1732	02	0	Garland	GA8	Garland	
1733	01	2663	Garland	GA8	Garland	
1733	02	974	Garland	GA7	Garland	
1734	01	1424	Garland	GA8	Garland	
1734	02	36	Garland		Garland	
1735	01	4028	Garland	GA8	Garland	
1735	02	895	Garland		Garland	
1735	03	0	Garland	GA7	Garland	
1736	01	1797	Garland	GA3	Garland	
1736	02	0	Garland	GA3	Garland	
1736	03	0	Dallas	D09	Garland	
1736	04	0	Garland		Garland	
1737	01	4827	Garland		Garland	
1737	03	0	Richardson	RI4	Garland	
1738	01	3076	Garland	GA3	Garland	
1738	02	0	Garland	GA3	Garland	
1739	01	2876	Garland	GA8	Garland	
1740	01	4470	Garland		Garland	
1740	02	0	Garland		Garland	
1740	03	0	Garland		Garland	



Precinct	Sub	Reg. Voters	City in Election	City District	ISD in Election	ISD District
1741	01	3575	Garland	GA3	Garland	
1741	02	0	Dallas	D09	Garland	
1741	03	1403	Garland		Garland	
1742	01	3875	Garland	GA3	Garland	
1742	02	0	Dallas	D09	Garland	
1742	03	834	Garland		Garland	
1743	01	4182	Garland	GA3	Garland	
1743	02	0			Garland	
1743	03	0	Garland		Garland	
1744	01	23			Garland	
1744	02	53	Garland	GA3	Garland	
1744	03	0	Mesquite	ME1	Garland	
1745	01	2728	Garland		Garland	
1745	02	0	Garland	GA8	Garland	
1746	01	1849	Garland		Garland	
1746	02	0	Garland		Garland	
1747	01	2950	Garland		Garland	
1747	02	0	Sachse		Garland	
1747	03	0	Garland	GA8	Garland	
1748	01	2171	Garland	GA7	Garland	
1748	02	0	Richardson	RI1	Richardson	RI2
1749	01	3845	Garland	GA7	Garland	
1749	02	0	Garland		Garland	
1749	03	0	Garland	GA8	Garland	
1750	01	3030	Garland	GA7	Garland	
1750	02	0	Richardson	RI1	Richardson	RI2
1751	01	1411	Garland		Garland	
1751	02	2157	Garland		Richardson	RI2
1751	03	1822	Garland	GA7	Garland	
1751	04	2	Richardson	RI4	Garland	
1751	05	20	Richardson	RI2	Richardson	RI2
1751	06	0	Garland	GA7	Richardson	RI2
1752	01	2362	Garland	GA7	Richardson	RI2
1752	02	923	Garland	GA7	Garland	
1752	03	0	Richardson	RI2	Richardson	RI2
1752	04	0	Garland		Richardson	RI2
1752	05	0	Garland		Garland	
2000	01	15	Dallas	D06	Dallas	DA8
2001	01	30	Dallas	D13		
2002	01	1343	Dallas	D13		
2003	01	2690	Dallas	D13		
2004	01	2190	Dallas	D13		
2005	01	1018	Dallas	D13		
2006	01	1555	Dallas	D13		
2007	01	3088	Dallas	D13		
2008	01	684	Dallas	D13	Dallas	DA2
2008	02	764	Dallas	D13		
2009	01	2054	Dallas	D13		
2010	01	1490	Dallas	D13		
2010	02	0	Dallas	D13		

Precinct	Sub	Reg. Voters	City in Election	City District	ISD in Election	ISD District
2011	01	2147	Dallas	D13		
2015	01	1204	Dallas	D13		
2016	01	3219	Dallas	D11		
2016	02	199	Dallas	D11	Richardson	RI5
2017	01	1810	Dallas	D11	Richardson	RI5
2018	01	932	Dallas	D13		
2019	01	1783	Dallas	D11	Dallas	DA2
2019	02	0	Dallas	D11		
2020	01	2467	Dallas	D11	Dallas	DA2
2020	02	2	Dallas	D11	Richardson	RI5
2020	03	0	Dallas	D11		
2020	04	0	Dallas	D10	Richardson	RI5
2021	01	3660	Dallas	D13	Dallas	DA2
2022	01	780	Dallas	D11	Dallas	DA2
2023	01	1308	Dallas	D11	Dallas	DA2
2024	01	1759	Dallas	D11	Dallas	DA2
2025	01	2739	Dallas	D13	Dallas	DA2
2025	02	0	Dallas	D13	Highland Par	
2026	01	3011	Dallas	D13	Dallas	DA2
2026	02	0	Dallas	D13	Highland Par	
2026	03	0	Dallas	D13	Highland Par	
2027	01	1618	Dallas	D13	Dallas	DA2
2028	01	1	Dallas	D06	Dallas	DA8
2030	01	1128	Dallas	D13	Dallas	DA2
2030	02	1025	Dallas	D13	Highland Par	
2030	03	42	Dallas	D13	Highland Par	
2030	04	0	Dallas	D13	Dallas	DA2
2031	01	3924	Dallas	D09		
2031	02	0	Dallas	D09	Dallas	DA2
2032	01	2336	Dallas	D09	Dallas	DA2
2032	02	0	Dallas	D09		
2033	01	2187	Dallas	D09	Dallas	DA2
2033	02	0	Dallas	D09	Dallas	DA2
2033	03	0	Dallas	D09	Highland Par	
2033	04	0	Dallas	D09	Highland Par	
2035	01	1625	Dallas	D09	Dallas	DA2
2035	02	422	Dallas	D09	Dallas	DA2
2035	03	0	Dallas	D09	Highland Par	
2035	04	0	Dallas	D09	Highland Par	
2035	05	0	Dallas	D09	Dallas	DA2
2037	01	1540	Dallas	D14	Dallas	DA2
2038	01	3033	Dallas	D14	Dallas	DA2
2038	02	317	Dallas	D09	Dallas	DA2
2038	03	0	Dallas	D14	Dallas	DA2
2039	01	2496	Dallas	D14	Dallas	DA2
2039	02	471	Dallas	D09	Dallas	DA2
2040	01	1731	Dallas	D14	Dallas	DA2

Precinct	Sub	Reg. Voters	City in Election	City District	ISD in Election	ISD District
2041	01	2515	Dallas	D12		
2041	02	2012	Dallas	D11		
2041	03	85	Dallas	D12	Richardson	RI1
2042	01	3007	Dallas	D12	Richardson	RI1
2043	01	1994	Dallas	D12	Richardson	RI1
2043	02	68	Dallas	D11	Richardson	RI1
2044	01	969	Dallas	D12	Richardson	RI1
2044	02	138	Dallas	D12	Richardson	RI1
2045	01	1311	Dallas	D11	Richardson	RI1
2045	02	625	Dallas	D12	Richardson	RI1
2046	01	1240	Dallas	D12	Richardson	RI1
2046	02	517	Dallas	D11	Richardson	RI1
2047	01	2406	Dallas	D11	Richardson	RI1
2048	01	4367	Dallas	D11		
2048	02	0	Dallas	D11	Richardson	RI1
2049	01	1039	Dallas	D11	Richardson	RI1
2049	02	569	Dallas	D11		
2050	01	743	Dallas	D11		
2050	02	904	Dallas	D11	Richardson	RI1
2051	01	2480	Dallas	D11	Richardson	RI1
2052	01	1237	Dallas	D11	Richardson	RI1
2052	02	178	Dallas	D11		
2052	03	0	Dallas	D11	Richardson	RI1
2053	01	2880	Dallas	D11		
2053	02	0	Farmers Branch			
2054	01	2726	Dallas	D11		
2054	02	0	Town Of Addison			
2055	01	1600	Dallas	D11		
2055	02	28	Dallas	D11	Richardson	RI5
2055	03	0	Dallas	D11		
2056	01	750	Dallas	D11	Richardson	RI5
2056	02	647	Dallas	D11		
2056	03	0	Dallas	D11	Richardson	RI5
2057	01	435	Dallas	D11	Richardson	RI5
2057	02	129	Dallas	D11	Richardson	RI1
2058	01	1039	Dallas	D11	Richardson	RI5
2058	02	139	Dallas	D11	Richardson	RI3
2058	03	0	Dallas	D11		
2074	01	1372	Dallas	D06	Coppell	
2074	02	0	Dallas	D06	Carrollton-Far	
2074	03	11	Irving		Coppell	
2076	01	7	Dallas	D06	Dallas	DA8
2077	01	1357	Dallas	D13		
2079	01	2009	Dallas	D11		
2080	01	253	Dallas	D11	Richardson	RI3

Precinct	Sub	Reg. Voters	City in Election	City District	ISD in Election	ISD District
2081	01	642	Dallas	D02	Dallas	DA8
2081	02	0	Dallas	D07	Dallas	DA8
2081	03	148	Dallas	D02	Dallas	DA8
2081	04	5	Dallas	D02		
2081	05	0	Dallas	D07		
2082	01	1413	Dallas	D02	Dallas	DA8
2082	02	1543	Dallas	D14	Dallas	DA2
2082	03	0	Dallas	D02	Dallas	DA8
2083	01	1624	Dallas	D14	Dallas	DA2
2084	01	506	Dallas	D02	Dallas	DA8
2085	01	260	Dallas	D14	Dallas	DA2
2086	01	2915	Dallas	D14	Dallas	DA2
2087	01	2683	Dallas	D14	Dallas	DA2
2090	01	53	Dallas	D11	Richardson	RI1
2091	01	536	Dallas	D11	Richardson	RI3
2091	02	251	Dallas	D11	Richardson	RI5
2091	03	172	Dallas	D11	Richardson	RI1
2092	01	0	Dallas	D10	Richardson	RI5
2094	01	573	Dallas	D13		
2094	02	317	Dallas	D13		
2094	03	0	Dallas	D13	Richardson	RI5
2094	04	0	Dallas	D13	Dallas	DA2
2095	01	1	Dallas	D13	Dallas	DA2
2095	02	0	Dallas	D13	Dallas	DA2
2096	01	0	Dallas	D13		
2097	01	0	Dallas	D02		
2098	01	1681	Dallas	D14	Dallas	DA2
2098	02	1	Dallas	D14	Dallas	DA2
2099	01	3731	Dallas	D14	Dallas	DA2
2099	02	22	Dallas	D14	Dallas	DA2
2099	03	0	Highland Park		Dallas	DA2
20A8	01	0	Dallas	D11		
2100	01	1758	Dallas	D14	Dallas	DA8
2100	02	1899	Dallas	D14		
2101	01	1777	Dallas	D14	Dallas	DA2
2102	01	2861	Dallas	D14	Dallas	DA8
2102	02	1723	Dallas	D14	Dallas	DA2
2103	01	968	Dallas	D02	Dallas	DA8
2103	02	167	Dallas	D02	Dallas	DA2
2103	03	0	Dallas	D02	Dallas	DA8
2103	04	2	Dallas	D02		
2103	05	0	Dallas	D02		
2104	01	446	Dallas	D14		
2104	02	11	Dallas	D02		
2105	01	2658	Dallas	D14		
2106	01	1988	Dallas	D02		
2106	02	0	Dallas	D02		
2107	01	5	Dallas	D02	Dallas	DA8
2107	02	42	Dallas	D02	Dallas	DA8

Precinct	Sub	Reg. Voters	City in Election	City District	ISD in Election	ISD District
2108	01	483	Dallas	D11	Richardson	RI1
2108	02	308	Dallas	D11	Richardson	RI3
2109	01	0	Dallas	D14	Highland Par	
2110	01	533	Dallas	D02	Dallas	DA8
2110	02	16	Dallas	D07	Dallas	DA8
2110	03	0	Dallas	D07		
2111	01	41	Dallas	D14		
2112	01	123	Dallas	D14	Dallas	DA8
2113	01	0	Dallas	D14	Dallas	DA8
2114	01	2176	Dallas	D14	Dallas	DA2
2114	02	382	Dallas	D14	Dallas	DA8
2114	03	17	Dallas	D14	Dallas	DA2
2115	01	1	Dallas	D02		
2115	02	270	Dallas	D14		
2116	01	39	Dallas	D14		
2116	02	100	Dallas	D14	Dallas	DA8
2117	01	1918	Dallas	D14		
2117	02	0	Dallas	D14	Dallas	DA8
2118	01	586	Dallas	D07		
2118	02	583	Dallas	D02	Dallas	DA8
2118	03	239	Dallas	D02	Dallas	DA8
2119	01	354	Dallas	D11	Richardson	RI3
2119	02	15	Dallas	D11	Richardson	RI5
2119	03	0	Dallas	D11	Richardson	RI3
2120	01	2399	Dallas	D10	Richardson	RI4
2120	02	0	Dallas	D10	Richardson	RI4
2121	01	1324	Dallas	D10	Richardson	RI4
2122	01	1541	Dallas	D10	Richardson	RI4
2123	01	365	Dallas	D10	Richardson	RI3
2123	02	1444	Dallas	D10	Richardson	RI4
2123	03	0			Richardson	RI3
2123	04	0	Dallas	D11	Richardson	RI3
2124	01	2718	Dallas	D10	Richardson	RI4
2124	02	3	Dallas	D10	Richardson	RI5
2124	03	3	Dallas	D10	Garland	
2124	04	0	Garland			
2125	01	3306	Dallas	D10	Richardson	RI4
2125	02	44	Dallas	D11	Richardson	RI5
2125	03	0	Dallas	D10	Richardson	RI4
2126	01	619	Dallas	D10	Richardson	RI3
2126	02	0	Dallas	D10	Richardson	RI3
2127	01	1892	Dallas	D10	Richardson	RI3
2127	02	2032	Dallas	D10	Richardson	RI4
2127	03	0	Garland	GA6	Garland	
2127	04	0	Garland	GA6	Richardson	RI3
2128	01	2248	Dallas	D10	Richardson	RI5
2128	02	270	Dallas	D10	Richardson	RI4
2129	01	683	Dallas	D11	Richardson	RI3
2129	02	0	Dallas	D11	Richardson	RI3
2130	01	1643	Dallas	D11	Richardson	RI3

Precinct	Sub	Reg. Voters	City in Election	City District	ISD in Election	ISD District
2131	01	1810	Dallas	D11	Dallas	DA2
2132	01	850	Dallas	D11	Richardson	RI3
2133	01	132	Dallas	D11	Richardson	RI5
2134	01	1524	Dallas	D13		
2134	02	0	Dallas	D13		
2134	03	0	Dallas	D11	Dallas	DA2
2137	01	1346	Dallas	D13		
2138	01	868	Dallas	D13		
2139	01	333	Dallas	D09		
2139	02	551	Dallas	D13		
2140	01	936	Dallas	D13		
2141	01	877	Dallas	D13		
2142	01	1291	Dallas	D13		
2143	01	407	Dallas	D13		
2143	02	2	Dallas	D13		
2144	01	1683	Dallas	D14	Dallas	DA2
2145	01	2021	Dallas	D14	Dallas	DA8
2145	02	961	Dallas	D02	Dallas	DA8
2145	03	279	Dallas	D14	Dallas	DA2
2146	01	2756	Dallas	D02	Dallas	DA8
2146	02	0	Dallas	D14	Dallas	DA8
2147	01	2014	Dallas	D14	Dallas	DA2
2147	02	0	Dallas	D14	Dallas	DA2
2148	01	592	Dallas	D02	Dallas	DA8
2148	02	174	Dallas	D02	Dallas	DA2
2149	01	1204	Dallas	D02		
2149	02	585	Dallas	D14		
2149	03	0	Dallas	D09	Dallas	DA2
2150	01	1516	Dallas	D02	Dallas	DA8
2150	02	0	Dallas	D14	Dallas	DA2
2151	01	257	Dallas	D14	Dallas	DA2
2152	01	2100	Dallas	D02	Dallas	DA8
2152	02	138	Dallas	D02		
2153	01	795	Dallas	D14	Dallas	DA2
2153	02	755	Dallas	D02	Dallas	DA8
2154	01	50	Dallas	D02	Dallas	DA8
2155	01	1085	Dallas	D14	Dallas	DA2
2155	02	1041	Dallas	D14		
2200	01	1162	Highland Park		Highland Par	
2200	02	674	Highland Park		Dallas	DA2
2200	03	0	Highland Park		Dallas	DA2
2200	04	0	Dallas	D13	Dallas	DA2
2201	01	1864	Highland Park		Highland Par	
2201	02	6	Highland Park		Highland Par	
2201	03	0	Highland Park		Dallas	DA2
2201	04	0	Highland Park		Dallas	DA2
2201	05	2	Dallas	D14	Dallas	DA2
2202	01	1864	Highland Park		Highland Par	
2202	02	15	Highland Park		Highland Par	

Precinct	Sub	Reg. Voters	City in Election	City District	ISD in Election	ISD District
2203	01	1575	Highland Park		Highland Par	
2203	02	15	Highland Park		Highland Par	
2220	01	1783			Highland Par	
2220	02	0			Highland Par	
2221	01	3566			Highland Par	
2221	02	0			Highland Par	
2222	01	3048			Highland Par	
2222	02	0			Highland Par	
2223	01	1664			Highland Par	
2223	02	0			Dallas	DA2
2223	03	0			Dallas	DA2
2223	04	0			Highland Par	
2224	01	1871			Highland Par	
2224	02	0			Highland Par	
2225	01	1737			Highland Par	
2226	01	2880			Highland Par	
2226	02	6			Highland Par	
2300	01	1313	Farmers Branch		Carrollton-Far	
2300	02	97	Farmers Branch	FB2	Carrollton-Far	
2300	03	0	Farmers Branch		Carrollton-Far	
2300	04	0	Farmers Branch		Carrollton-Far	
2300	05	0	Farmers Branch		Carrollton-Far	
2301	01	1962	Farmers Branch		Carrollton-Far	
2301	02	413	Farmers Branch	FB2	Carrollton-Far	
2302	01	1609	Farmers Branch		Carrollton-Far	
2302	02	392	Farmers Branch		Carrollton-Far	
2302	03	4	Farmers Branch		Carrollton-Far	
2302	04	0	Farmers Branch		Dallas	DA8
2302	05	0	Farmers Branch		Carrollton-Far	
2303	01	1712	Farmers Branch	FB2	Carrollton-Far	
2303	02	760	Farmers Branch		Carrollton-Far	
2303	03	108	Farmers Branch		Carrollton-Far	
2303	04	0	Farmers Branch		Carrollton-Far	
2303	05	0	Farmers Branch		Carrollton-Far	
2303	06	0	Farmers Branch		Carrollton-Far	
2305	01	874	Farmers Branch			
2305	02	1436	Farmers Branch		Carrollton-Far	
2305	03	114	Farmers Branch		Carrollton-Far	
2305	04	0	Farmers Branch		Carrollton-Far	
2305	05	0	Dallas	D13		
2305	06	0	Farmers Branch			
2305	07	0	Dallas	D13	Carrollton-Far	
2306	01	1421	Farmers Branch			
2306	02	0	Farmers Branch		Carrollton-Far	
2306	03	0	Farmers Branch			
2306	04	0	Farmers Branch	FB2		
2306	05	0	Farmers Branch	FB2	Carrollton-Far	
2306	06	0	Farmers Branch		Carrollton-Far	
2307	01	699	Farmers Branch			
2307	02	0	Dallas	D13		
2307	03	0	Farmers Branch		Carrollton-Far	

Precinct	Sub	Reg. Voters	City in Election	City District	ISD in Election	ISD District
2308	01	2277	Farmers Branch		Carrollton-Far	
2308	02	0	Farmers Branch		Dallas	DA8
2308	03	1	Farmers Branch		Carrollton-Far	
2308	04	33	Farmers Branch		Carrollton-Far	
2308	05	0	Farmers Branch		Carrollton-Far	
2308	06	0	Farmers Branch		Dallas	DA8
2308	07	0	Farmers Branch		Carrollton-Far	
2309	01	2112	Farmers Branch		Carrollton-Far	
2309	02	0	Farmers Branch		Carrollton-Far	
2309	03	0	Irving	IR5	Carrollton-Far	
2309	04	0	Farmers Branch		Dallas	DA8
2309	05	0	Farmers Branch		Carrollton-Far	
2310	01	1996	Farmers Branch		Carrollton-Far	
2310	02	135	Farmers Branch		Carrollton-Far	
2310	03	90	Farmers Branch			
2310	04	0	Farmers Branch			
2310	06	0	Farmers Branch	FB2	Carrollton-Far	
2310	07	0	Farmers Branch		Carrollton-Far	
2310	08	0	Farmers Branch		Carrollton-Far	
2310	09	0	Farmers Branch		Carrollton-Far	
2310	10	0	Farmers Branch			
2311	01	384	Farmers Branch		Carrollton-Far	
2311	02	159	Farmers Branch		Carrollton-Far	
2312	01	77	Farmers Branch			
2312	02	1	Farmers Branch		Carrollton-Far	
2312	03	0	Farmers Branch			
2313	01	3	Farmers Branch		Carrollton-Far	
2315	01	195	Farmers Branch			
2315	02	0	Town Of Addison			
2316	01	600	Farmers Branch	FB2	Carrollton-Far	
2316	02	1004	Farmers Branch	FB2		
2316	03	196	Farmers Branch		Carrollton-Far	
2316	04	35	Farmers Branch		Carrollton-Far	
2316	05	0	Farmers Branch			
2400	01	198	Carrollton		Carrollton-Far	
2400	02	0	Carrollton		Coppell	
2400	03	0	Farmers Branch		Carrollton-Far	
2400	04	0	Dallas	D06	Carrollton-Far	
2400	05	0	Carrollton		Coppell	
2400	06	0	Coppell		Coppell	
2400	07	0	Coppell		Coppell	
2401	01	2609	Carrollton		Carrollton-Far	
2401	02	747	Carrollton			
2402	01	3240	Carrollton		Carrollton-Far	
2403	01	1	Carrollton			
2403	02	0	Town Of Addison			
2404	01	2116	Carrollton		Carrollton-Far	
2405	01	3322	Carrollton		Carrollton-Far	
2406	01	3217	Carrollton			
2406	02	0	Town Of Addison			
2406	03	42	Carrollton		Carrollton-Far	
2406	04	0	Dallas	D12		



Precinct	Sub	Reg. Voters	City in Election	City District	ISD in Election	ISD District
2407	01	4288	Carrollton		Carrollton-Far	
2408	01	1936	Carrollton		Carrollton-Far	
2409	01	2346	Carrollton		Carrollton-Far	
2410	01	1693	Carrollton			
2410	02	17	Carrollton		Carrollton-Far	
2411	01	794	Carrollton		Carrollton-Far	
2412	01	0	Carrollton		Carrollton-Far	
2412	02	0	Carrollton			
2417	01	133	Carrollton		Carrollton-Far	
2417	02	83	Carrollton			
2500	01	1716	Richardson	RI3	Richardson	RI1
2501	01	1369	Richardson	RI4	Richardson	RI2
2501	02	0	Richardson	RI4	Richardson	RI2
2502	01	1878	Richardson	RI4	Richardson	RI2
2503	01	2603	Richardson	RI3	Richardson	RI1
2504	01	1447	Richardson	RI3	Richardson	RI1
2505	01	2272	Richardson	RI3	Richardson	RI2
2505	02	0	Richardson	RI3	Richardson	RI2
2506	01	2254	Richardson	RI3	Richardson	RI1
2507	01	2228	Richardson	RI3	Richardson	RI1
2507	02	0	Richardson	RI3	Richardson	RI1
2508	01	2241	Richardson	RI1	Richardson	RI2
2508	02	0	Richardson	RI3	Richardson	RI2
2508	03	815	Richardson	RI2	Richardson	RI2
2508	04	703	Richardson	RI4	Richardson	RI2
2508	05	15	Richardson	RI3	Richardson	RI2
2509	01	2942	Richardson	RI2	Richardson	RI2
2510	01	1862	Richardson	RI2	Richardson	RI2
2511	01	2089	Richardson	RI1	Richardson	RI2
2512	01	1475	Richardson	RI1	Richardson	RI2
2513	01	2798	Richardson	RI1	Richardson	RI2
2513	02	0	Garland	GA6	Richardson	RI2
2513	03	0	Richardson	RI1	Richardson	RI2
2514	01	2819	Richardson	RI1	Richardson	RI2
2514	02	0	Garland	GA6	Richardson	RI2
2514	03	0	Richardson	RI1	Richardson	RI2
2515	01	791	Richardson	RI3	Richardson	RI2
2517	01	2668	Richardson	RI1	Richardson	RI3
2517	02	0	Richardson	RI1	Richardson	RI3
2518	01	1896	Richardson	RI1	Richardson	RI3
2519	01	2351	Richardson	RI3	Richardson	RI3
2519	02	0	Richardson	RI3	Richardson	RI3
2520	01	3304	Richardson	RI1	Richardson	RI2
2520	02	348	Richardson	RI3	Richardson	RI3
2520	03	1	Richardson	RI3	Richardson	RI2
2520	04	0	Dallas	D10	Richardson	RI3
2520	05	0	Richardson	RI1	Richardson	RI3
2520	06	0	Richardson	RI3	Richardson	RI2

Precinct	Sub	Reg. Voters	City in Election	City District	ISD in Election	ISD District
2521	01	1342	Richardson	RI3	Richardson	RI1
2521	02	887	Richardson	RI3	Richardson	RI3
2521	03	0	Richardson	RI3	Richardson	RI1
2523	01	886	Richardson	RI4	Richardson	RI1
2523	02	358	Dallas	D12	Richardson	RI1
2601	01	1112	Irving		Coppell	
2601	02	907	Irving		Carrollton-Far	
2602	01	3144	Irving		Carrollton-Far	
2603	01	1628	Irving		Coppell	
2603	02	1696	Irving		Carrollton-Far	
2604	01	3077	Irving		Carrollton-Far	
2604	02	0	Irving		Carrollton-Far	
2605	01	2877	Irving		Coppell	
2605	02	0	Dallas	D06	Coppell	
2605	03	11	Irving		Carrollton-Far	
2606	01	1093	Irving	IR5	Carrollton-Far	
2606	02	1191	Irving	IR5	Irving	IR2
2606	03	0	Dallas	D06	Irving	IR2
2607	01	3	Irving		Coppell	
2607	02	0	Irving			
2607	03	0	Irving			
2607	04	0	Irving		Coppell	
2608	01	3074	Irving		Carrollton-Far	
2608	02	34	Irving		Coppell	
2609	01	19	Irving		Coppell	
2609	02	0	Irving		Carrollton-Far	
2610	01	0	Irving		Carrollton-Far	
2611	01	839	Irving		Carrollton-Far	
2611	02	171	Irving	IR5	Carrollton-Far	
2611	03	703	Irving		Coppell	
2611	04	0	Irving	IR5	Coppell	
2611	05	0	Irving	IR3	Coppell	
2612	01	379	Irving		Carrollton-Far	
2613	01	4053	Irving	IR5	Carrollton-Far	
2613	02	29	Irving		Carrollton-Far	
2613	03	0	Farmers Branch		Carrollton-Far	
2614	01	189	Irving		Coppell	
2614	02	0	Irving	IR3	Coppell	
2800	01	3	Coppell		Coppell	
2801	01	3420	Coppell		Coppell	
2801	02	0	Dallas	D06	Coppell	
2802	01	4609	Coppell		Coppell	
2803	01	1269	Coppell		Coppell	
2803	02	0	Dallas	D06	Coppell	
2804	01	1518	Coppell		Coppell	
2804	02	966	Coppell		Coppell	
2804	03	12	Coppell		Carrollton-Far	
2804	04	21	Coppell		Carrollton-Far	
2804	05	0	Coppell		Coppell	
2805	01	4009	Coppell		Coppell	

Precinct	Sub	Reg. Voters	City in Election	City District	ISD in Election	ISD District
2806	01	2672	Coppell		Coppell	
2807	01	2527	Coppell		Coppell	
2807	02	36	Coppell		Carrollton-Far	
2807	03	0	Lewisville		Coppell	
2807	04	0	Carrollton		Coppell	
2807	05	0	Dallas	D06	Carrollton-Far	
2808	01	3309	Coppell		Coppell	
2808	02	0	Coppell		Coppell	
2809	01	1039	Coppell		Carrollton-Far	
2809	02	1982	Coppell		Carrollton-Far	
2809	03	0	Carrollton		Carrollton-Far	
2809	04	0	Coppell		Coppell	
2809	05	0	Coppell		Coppell	
2809	06	0	Coppell		Carrollton-Far	
2810	01	24	Coppell		Coppell	
2810	02	0			Coppell	
2810	03	0	Coppell			
2810	04	0	Lewisville		Coppell	
2900	01	3314	Town Of Addison			
2900	02	0	Farmers Branch			
2900	03	0	Town Of Addison		Carrollton-Far	
2901	01	1920	Town Of Addison		Carrollton-Far	
2902	01	1910	Town Of Addison			
2902	02	65	Dallas	D12		
2903	01	2927	Town Of Addison			
2904	01	14	Town Of Addison			
2905	01	517	Town Of Addison			
2905	02	0	Dallas	D11		
2910	01	70	Lewisville		Coppell	
2911	01	286	Lewisville		Coppell	
2913	01	7	Town Of Addison			
2913	02	0	Carrollton			
29A1	01	0	Farmers Branch		Carrollton-Far	
29A1	02	0	Farmers Branch		Carrollton-Far	
3000	01	4333	Dallas	D14		
3001	01	266	Dallas	D03	Dallas	DA6
3001	02	293	Dallas	D03	Duncanville	
3002	01	1034	Dallas	D03	Dallas	DA6
3003	01	1764	Dallas	D03	Dallas	DA6
3003	02	0	Dallas	D03	Duncanville	
3004	01	1926	Dallas	D03	Dallas	DA6
3005	01	935	Dallas	D02		
3006	01	3247	Dallas	D14		
3006	02	961	Dallas	D02		
3007	01	1267	Dallas	D14		
3007	02	424	Dallas	D14		

Precinct	Sub	Reg. Voters	City in Election	City District	ISD in Election	ISD District
3008	01	1	Dallas	D02		
3008	02	3023	Dallas	D02		
3008	03	221	Dallas	D02		
3008	04	19	Dallas	D02		
3009	01	0	Dallas	D07		
3010	01	527	Dallas	D03	Dallas	DA6
3011	01	1200	Dallas	D02		
3012	01	32	Dallas	D07		
3012	02	138	Dallas	D07		
3012	03	10	Dallas	D05		
3013	01	169				
3013	02	737	Dallas	D08		
3014	01	1293	Dallas	D08		
3014	02	1649	Dallas	D08	Mesquite	
3015	01	290	Dallas	D08		
3015	02	2	Balch Springs	BS3		
3016	01	1059	Dallas	D02		
3016	02	441	Dallas	D02		
3016	03	289	Dallas	D07		
3016	04	0	Dallas	D04		
3016	05	0	Dallas	D01		
3017	01	792	Dallas	D07		
3018	01	1745	Dallas	D07		
3019	01	773	Dallas	D07		
3020	01	217	Dallas	D07		
3021	01	1031	Dallas	D07		
3022	01	1935	Dallas	D07		
3023	01	1278	Dallas	D07		
3024	01	1568	Dallas	D07		
3025	01	167	Dallas	D07		
3026	01	825	Dallas	D07		
3027	01	1298	Dallas	D07		
3028	01	999	Dallas	D07		
3029	01	900	Dallas	D07		
3030	01	11				
3031	01	848	Dallas	D08		
3032	01	1242	Dallas	D01		
3032	02	0	Dallas	D01		
3033	01	489	Dallas	D04		
3033	02	0	Dallas	D04		
3033	03	0	Dallas	D04		
3034	01	1460	Dallas	D04		
3035	01	1555	Dallas	D04		
3036	01	24	Dallas	D04		
3036	02	0	Dallas	D07		
3036	03	0	Dallas	D07		
3037	01	443	Dallas	D04		

Precinct	Sub	Reg. Voters	City in Election	City District	ISD in Election	ISD District
3038	01	818	Dallas	D04		
3039	01	2045	Dallas	D04		
3040	01	1362	Dallas	D04		
3040	02	0	Dallas	D04		
3040	03	0	Dallas	D07		
3041	01	208	Dallas	D04	Dallas	DA6
3042	01	1477	Dallas	D04		
3043	01	1950	Dallas	D04		
3044	01	2631	Dallas	D04		
3045	01	654	Dallas	D07		
3045	02	0	Dallas	D07		
3045	03	0	Dallas	D07		
3046	01	2277	Dallas	D04	Dallas	DA6
3047	01	1777	Dallas	D04	Dallas	DA6
3048	01	2274	Dallas	D04		
3048	02	0	Dallas	D04	Dallas	DA6
3049	01	1882	Dallas	D04		
3050	01	1902	Dallas	D04		
3051	01	802	Dallas	D04		
3052	01	2534	Dallas	D04		
3053	01	2538	Dallas	D03	Dallas	DA6
3053	02	3	Dallas	D03	Duncanville	
3053	03	103	Dallas	D08	Dallas	DA6
3053	04	0	Dallas	D08	Duncanville	
3054	01	2510	Dallas	D03	Dallas	DA6
3055	01	2161	Dallas	D03	Dallas	DA6
3056	01	2230	Dallas	D04	Dallas	DA6
3056	02	0	Dallas	D03	Dallas	DA6
3057	01	2206	Dallas	D03	Dallas	DA6
3057	02	371	Dallas	D04	Dallas	DA6
3058	01	2036	Dallas	D03	Dallas	DA6
3058	02	0	Dallas	D04		
3059	01	1147	Dallas	D03	Dallas	DA6
3059	02	0	Dallas	D04		
3060	01	1373	Dallas	D03	Dallas	DA6
3061	01	1590	Dallas	D08		
3062	01	2991	Dallas	D08		
3063	01	3126	Dallas	D08	Dallas	DA6
3063	02	0	Dallas	D08	Duncanville	
3063	03	495	Dallas	D03	Dallas	DA6
3064	01	2425	Dallas	D08	Dallas	DA6
3065	01	2257	Dallas	D08	Dallas	DA6
3066	01	1999	Dallas	D08	Dallas	DA6
3067	01	853	Dallas	D08	Dallas	DA6
3067	02	1172	Dallas	D03	Duncanville	
3067	03	312	Dallas	D08	Duncanville	
3067	04	284	Dallas	D03	Dallas	DA6

Precinct	Sub	Reg. Voters	City in Election	City District	ISD in Election	ISD District
3068	01	3754	Dallas	D08	Dallas	DA6
3068	02	30	Dallas	D08		
3068	03	0	Dallas	D08	Dallas	DA6
3068	04	0	Dallas	D08		
3069	01	1781	Dallas	D08		
3069	02	0	Dallas	D08	Dallas	DA6
3070	01	3062	Dallas	D08		
3071	01	2449	Dallas	D08		
3072	01	36	Dallas	D08		
3072	02	0	Dallas	D08		
3072	03	0	Dallas	D07		
3072	04	30	Dallas	D04		
3073	01	186	Dallas	D08		
3074	01	814	Dallas	D08	Dallas	DA6
3074	02	0	DeSoto	DE4	Dallas	DA6
3075	01	113	Dallas	D08		
3075	02	4	Dallas	D08		
3075	03	2	Dallas	D08		
3075	04	73	Dallas	D08	Dallas	DA6
3075	05	0				
3076	01	0	Dallas	D03	Cedar Hill	
3076	02	0	Dallas	D03	Grand Prairie	
3076	03	0	Dallas	D03	Duncanville	
3077	01	3106	Dallas	D03	Duncanville	
3077	02	0	Dallas	D03	Cedar Hill	
3078	01	2081	Dallas	D03	Duncanville	
3078	02	875	Dallas	D03	Cedar Hill	
3079	01	299	Dallas	D08	Mesquite	
3079	02	359	Dallas	D08		
3079	03	0	Balch Springs	BS7		
3080	01	1330	Dallas	D08		
3080	02	0	Balch Springs	BS3		
3081	01	1535	Dallas	D14		
3082	01	2665	Dallas	D08		
3082	02	56	Dallas	D08		
3082	03	231	Dallas	D05		
3082	04	0	Dallas	D08		
3082	05	8	Dallas	D05		
3083	01	1331	Dallas	D08		
3083	02	53				
3084	01	1041	Dallas	D01		
3084	02	222	Dallas	D01		
3085	01	353	Dallas	D08		
3085	02	51				
3086	01	2781	Dallas	D14		
3086	02	1061	Dallas	D14		
3087	01	0	Dallas	D08		
3088	01	78	Dallas	D03	Dallas	DA6
3089	01	104	Dallas	D02		
3089	02	0	Dallas	D14		

Precinct	Sub	Reg. Voters	City in Election	City District	ISD in Election	ISD District
3090	01	1404	Dallas	D02		
3091	01	0	Dallas	D02		
3092	01	1608	Dallas	D03	Dallas	DA6
3092	02	7	Dallas	D03	Duncanville	
3093	01	15	Dallas	D08		
3093	02	0	Balch Springs	BS3		
3094	01	0	Dallas	D01		
3094	02	0	Dallas	D02		
3095	01	1941	Dallas	D14		
3095	02	419	Dallas	D14		
3095	03	295	Dallas	D14		
3095	04	0	Dallas	D02		
3096	01	2337	Dallas	D14		
3096	02	20	Dallas	D02		
3096	03	127	Dallas	D02		
3096	04	29	Dallas	D02		
3096	05	236	Dallas	D14		
3097	01	154	Dallas	D04		
3098	01	254	Dallas	D04		
3099	01	330	Dallas	D08		
3099	02	0	Dallas	D08	Dallas	DA6
30A4	01	4	Dallas	D08	Mesquite	
30A6	01	0	Dallas	D04	Dallas	DA6
30C4	01	0	Dallas	D01		
30T4	01	8	Dallas	D08		
30T4	02	5	Seagoville			
30T6	01	0	Dallas	D04		
3100	01	2275	Cedar Hill		Cedar Hill	
3100	02	19			Cedar Hill	
3101	01	670	Cedar Hill		Cedar Hill	
3101	02	223			DeSoto	
3101	03	5	Cedar Hill		DeSoto	
3101	04	0			DeSoto	
3101	05	5			Cedar Hill	
3101	06	0			DeSoto	
3102	01	3073	Cedar Hill		Cedar Hill	
3103	01	2156	Cedar Hill		Cedar Hill	
3103	02	925	Cedar Hill		Duncanville	
3104	01	2679	Cedar Hill		Cedar Hill	
3105	01	2403	Cedar Hill		Cedar Hill	
3105	02	92	Cedar Hill		Duncanville	
3105	03	0	Duncanville	DU1	Cedar Hill	
3106	01	3697	Cedar Hill		Cedar Hill	
3107	01	2552	Cedar Hill		Cedar Hill	
3108	01	2485	Cedar Hill		Cedar Hill	
3108	02	0	Grand Prairie		Cedar Hill	
3109	01	3826	Cedar Hill		Cedar Hill	
3109	02	0	Grand Prairie		Cedar Hill	
3110	01	3051	Cedar Hill		Cedar Hill	

Precinct	Sub	Reg. Voters	City in Election	City District	ISD in Election	ISD District
3111	01	8	Cedar Hill		Cedar Hill	
3111	02	0	Cedar Hill		Duncanville	
3111	03	0	Dallas	D03	Duncanville	
3112	01	43	Cedar Hill		Cedar Hill	
3112	02	0	Cedar Hill		Cedar Hill	
3113	01	8	Grand Prairie		Cedar Hill	
3114	01	4	Cedar Hill		Cedar Hill	
3115	01	2168	Cedar Hill		Cedar Hill	
3115	02	129	Cedar Hill		Duncanville	
3116	01	8	Dallas	D07		
3117	01	0	Dallas	D02		
3117	02	36	Dallas	D07		
3119	01	0	Duncanville		Duncanville	
31A4	01	0	Dallas	D03	Cedar Hill	
31A5	01	0	Duncanville		Cedar Hill	
3200	01	2125	Duncanville	DU1	Duncanville	
3200	02	73	Duncanville	DU1	Cedar Hill	
3200	03	0	Cedar Hill		Duncanville	
3200	04	0	Cedar Hill		Cedar Hill	
3200	05	0	Duncanville	DU1	Duncanville	
3201	01	1348	Duncanville		Duncanville	
3201	02	383	Duncanville		Duncanville	
3201	03	0	Duncanville		Cedar Hill	
3201	04	0	Duncanville	DU1	Duncanville	
3202	01	2150	Duncanville		Duncanville	
3202	02	28	Duncanville		Dallas	DA6
3203	01	1649	Duncanville		Duncanville	
3203	02	334	Duncanville	DU1	Duncanville	
3203	03	0	Duncanville		Duncanville	
3204	01	2281	Duncanville	DU3	Duncanville	
3204	02	385	Duncanville		Duncanville	
3204	03	0	Duncanville	DU3	Duncanville	
3205	01	1809	Duncanville		Duncanville	
3205	02	0	Duncanville	DU3	Duncanville	
3206	01	2370	Duncanville	DU1	Duncanville	
3207	01	2216	Duncanville		Duncanville	
3207	02	578	Duncanville	DU1	Duncanville	
3208	01	1656	Duncanville	DU3	Duncanville	
3208	02	332	Duncanville	DU5	Duncanville	
3208	03	0	Duncanville		Duncanville	
3208	04	0	Duncanville	DU5	Dallas	DA6
3208	05	0	Duncanville	DU3	Dallas	DA6
3208	06	0	Duncanville	DU3	Duncanville	
3209	01	189	Duncanville	DU1	Duncanville	
3210	01	2146	Duncanville	DU5	Duncanville	
3210	02	0	Duncanville		Duncanville	
3211	01	1399	Duncanville	DU5	Duncanville	
3211	02	0	Duncanville	DU5	Dallas	DA6
32A0	01	0	Cedar Hill		Cedar Hill	



Precinct	Sub	Reg. Voters	City in Election	City District	ISD in Election	ISD District
32A1	01	0	Cedar Hill		Cedar Hill	
32C1	01	0	Cedar Hill		Cedar Hill	
32T0	01	2	Cedar Hill		Cedar Hill	
32T1	01	0	Duncanville		Cedar Hill	
3304	01	2197	Mesquite	ME3	Mesquite	
3304	02	0			Mesquite	
3304	03	747	Mesquite	ME1	Mesquite	
3304	04	0			Mesquite	
3304	05	0	Sunnyvale		Mesquite	
3304	06	0	Mesquite	ME3	Sunnyvale	
3304	07	0	Sunnyvale		Sunnyvale	
3304	08	0	Mesquite	ME3	Mesquite	
3305	01	4124	Mesquite	ME5	Mesquite	
3305	02	0			Mesquite	
3305	03	0	Sunnyvale		Sunnyvale	
3305	04	0	Mesquite	ME4	Mesquite	
3305	05	0	Mesquite	ME5	Mesquite	
3305	06	0	Mesquite	ME5	Mesquite	
3306	01	1540	Mesquite	ME4	Mesquite	
3306	02	314	Mesquite	ME5	Mesquite	
3306	03	0	Mesquite	ME5	Mesquite	
3307	01	2103	Mesquite	ME4	Mesquite	
3307	02	0	Mesquite	ME3	Mesquite	
3308	01	2290	Mesquite	ME4	Mesquite	
3308	02	0	Balch Springs	BS5	Mesquite	
3308	03	0	Mesquite	ME3	Mesquite	
3309	01	2013	Mesquite	ME4	Mesquite	
3309	02	0	Mesquite	ME5	Mesquite	
3309	03	0	Balch Springs		Mesquite	
3310	01	2836	Mesquite	ME5	Mesquite	
3310	02	13	Mesquite	ME4	Mesquite	
3310	03	0	Mesquite	ME5	Mesquite	
3311	01	2408	Mesquite	ME5	Mesquite	
3312	01	3218	Mesquite	ME6	Mesquite	
3313	01	3399	Mesquite	ME6	Mesquite	
3313	02	0	Mesquite	ME6	Mesquite	
3314	01	1267	Mesquite	ME5	Mesquite	
3314	02	1699	Mesquite	ME6	Mesquite	
3314	03	0	Mesquite	ME6	Mesquite	
3314	04	0	Balch Springs		Mesquite	
3314	05	0	Mesquite	ME6	Mesquite	
3314	06	493	Mesquite	ME5	Mesquite	
3315	01	937	Mesquite	ME5	Mesquite	
3315	02	717	Mesquite	ME4	Mesquite	
3315	03	0	Mesquite	ME5	Mesquite	
3316	01	1202	Mesquite	ME5	Mesquite	
3316	02	670	Mesquite	ME6	Mesquite	
3316	03	0	Sunnyvale		Mesquite	
3316	04	945	Mesquite	ME6	Mesquite	

Precinct	Sub	Reg. Voters	City in Election	City District	ISD in Election	ISD District
3317	01	2117	Mesquite	ME6	Mesquite	
3317	02	251			Mesquite	
3317	03	0	Dallas	D08	Mesquite	
3317	04	0	Mesquite	ME6	Mesquite	
3317	05	0	Mesquite	ME6	Mesquite	
3318	01	1475	Mesquite	ME6	Mesquite	
3318	02	102	Mesquite	ME6	Mesquite	
3319	01	131	Seagoville		Mesquite	
3321	01	0	Dallas	D08	Mesquite	
3325	01	1825	Mesquite	ME6	Mesquite	
3325	02	30			Mesquite	
3327	01	6	Mesquite	ME4	Mesquite	
3328	01	38	Mesquite	ME4	Mesquite	
3500	01	3868	Sunnyvale		Sunnyvale	
3500	02	6	Mesquite	ME1	Mesquite	
3500	03	0	Mesquite	ME3	Mesquite	
3500	04	0	Sunnyvale		Sunnyvale	
3501	01	0	Dallas	D09	Sunnyvale	
3501	02	0	Dallas	D09	Garland	
3501	03	6	Sunnyvale		Sunnyvale	
3503	01	1207	Sunnyvale		Sunnyvale	
3503	02	0	Sunnyvale		Mesquite	
3503	03	60	Mesquite	ME5	Mesquite	
3504	01	890	Sunnyvale		Sunnyvale	
3600	01	1498	DeSoto	DE4	Dallas	DA6
3600	02	710	DeSoto	DE4	Duncanville	
3600	03	251			Dallas	DA6
3600	04	9	Duncanville		Duncanville	
3601	01	1994	DeSoto	DE6	Duncanville	
3601	02	39	DeSoto	DE6	DeSoto	
3602	01	665	DeSoto	DE7	DeSoto	
3603	01	242	DeSoto	DE7	Duncanville	
3603	02	26	DeSoto	DE7	DeSoto	
3604	01	2751	DeSoto	DE7	DeSoto	
3605	01	2266	DeSoto	DE7	DeSoto	
3606	01	2396	DeSoto	DE4	DeSoto	
3606	02	44	DeSoto	DE4	Dallas	DA6
3607	01	3919	DeSoto	DE6	DeSoto	
3607	02	0	Cedar Hill		DeSoto	
3608	01	3355	DeSoto	DE5	DeSoto	
3609	01	1633	DeSoto	DE2	DeSoto	
3609	02	1820	DeSoto	DE5	DeSoto	
3610	01	244	DeSoto	DE2	DeSoto	
3610	02	293	DeSoto	DE5	DeSoto	
3611	01	1147	DeSoto	DE2	DeSoto	
3612	01	2458	DeSoto	DE3	DeSoto	
3612	02	615	DeSoto	DE4	DeSoto	
3613	01	707	DeSoto	DE2	DeSoto	

Precinct	Sub	Reg. Voters	City in Election	City District	ISD in Election	ISD District
3614	01	594	DeSoto	DE3	DeSoto	
3614	02	341	DeSoto	DE2	DeSoto	
3615	01	2572	DeSoto	DE3	DeSoto	
3616	01	743	DeSoto	DE5	DeSoto	
3617	01	2545	DeSoto	DE2	DeSoto	
3618	01	696	DeSoto	DE5	DeSoto	
3618	02	1	DeSoto	DE6	DeSoto	
3619	01	314	DeSoto	DE3	DeSoto	
3620	01	1371	DeSoto	DE6	DeSoto	
3621	01	684	DeSoto	DE4	DeSoto	
3701	01	0	Garland		Garland	
3701	02	0	Rowlett		Garland	
3701	03	5			Garland	
3701	04	0	Sachse		Garland	
3701	05	0	Garland		Garland	
3702	01	0	Dallas	D09	Garland	
3702	02	0			Garland	
3702	03	0			Garland	
3702	04	0	Rowlett		Garland	
3702	05	0	Dallas	D09	Sunnyvale	
3702	06	0			Garland	
3800	01	153	Lancaster	LA2		
3800	02	2092	Lancaster	LA6	Lancaster	LA3
3800	03	33	Lancaster	LA6	Dallas	DA6
3800	04	1770	Lancaster	LA4	Lancaster	LA3
3800	05	686	Lancaster	LA4		
3800	06	0	Lancaster	LA4	Lancaster	LA4
3801	01	7	Lancaster	LA2		
3801	02	551	Lancaster	LA6	Dallas	DA6
3801	03	0	Lancaster	LA2	Dallas	DA6
3801	04	0	Lancaster	LA2	Dallas	DA6
3802	01	2201			Lancaster	LA4
3802	02	1702	Lancaster	LA6		
3802	03	110			Lancaster	LA3
3802	04	1			Lancaster	LA5
3802	05	0			Lancaster	LA5
3803	01	835	Lancaster	LA2		
3803	02	1757	Lancaster	LA4		
3803	03	629			Lancaster	LA4
3803	04	375	Lancaster	LA4	Lancaster	LA4
3803	05	0				
3803	06	0	Lancaster	LA4		
3803	07	0	Lancaster	LA2		
3805	01	1698	Lancaster	LA2		
3805	02	1995				
3805	03	1255			Lancaster	LA5
3805	04	1	Lancaster	LA2		
3805	05	0	Lancaster	LA4		
3805	06	0				
3805	07	0	Lancaster	LA2		

Precinct	Sub	Reg. Voters	City in Election	City District	ISD in Election	ISD District
3806	01	926			Lancaster	LA5
3806	02	130			Lancaster	LA5
3806	03	0				
3806	04	0				
3807	01	557	Lancaster	LA2		
3807	02	1016			Lancaster	LA5
3807	03	195				
3807	04	487			Lancaster	LA5
3807	05	169	Lancaster	LA2		
3807	06	86				
3808	01	1123				
3808	02	353				
3808	03	197				
3808	04	92				
3808	05	171	Lancaster	LA2		
3808	06	1107				
3808	07	1184				
3808	08	119				
3808	09	108				
3808	10	0	Wilmer			
3808	11	0	Wilmer			
3808	12	0				
3808	13	20	Lancaster	LA2		
3808	14	0				
3808	15	0				
3808	16	0	Lancaster	LA2		
3808	17	0			Lancaster	LA5
3809	01	292				
3809	02	96				
3809	03	9				
3809	04	0				
3809	05	0	Lancaster	LA6		
3809	06	0	Hutchins			
3809	07	0				
3900	01	3345			DeSoto	
3900	02	0			DeSoto	
3920	01	163				
3920	02	2022	Seagoville			
3920	03	367				
3921	01	4265	Seagoville			
3921	02	1187	Seagoville		Mesquite	
3921	03	0			Mesquite	
3921	04	0	Mesquite	ME6	Mesquite	
3922	01	97	Seagoville			

Precinct	Sub	Reg. Voters	City in Election	City District	ISD in Election	ISD District
3940	01	181				
3940	02	2087	Wilmer			
3940	03	8			Ferris	
3940	04	0				
3940	05	1				
3940	06	0	Wilmer			
3940	07	0			Ferris	
3940	08	72			Ferris	
3940	09	0	Hutchins			
3940	10	36				
3940	11	0				
3940	12	28				
3940	13	0				
3940	14	0			Ferris	
3940	15	0				
3940	16	0	Hutchins			
3940	17	2			Ferris	
3940	18	0				
3940	19	0			Ferris	
3940	20	0				
3940	21	0	Wilmer			
3940	22	0				
3940	23	0	Wilmer			
3940	24	0	Wilmer			
3940	25	0				
3940	26	0				
3940	27	1				
3940	28	0				
3940	29	0				
3940	30	4				
3940	31	0				
3940	32	0				
3940	33	0	Wilmer			
3940	34	0	Wilmer		Ferris	
3940	35	182	Wilmer			
3940	36	12				
3940	37	7				
3940	38	40	Wilmer			
3940	39	0	Wilmer			
3940	40	0	Wilmer			
3940	41	1	Wilmer			
3940	42	2	Wilmer			
3940	43	0	Wilmer			
3940	44	0	Wilmer			
3940	45	0	Wilmer			
3940	46	0	Wilmer			
3940	47	2	Wilmer			
3940	48	0	Wilmer			
3940	49	19	Wilmer			
3940	50	1				
3940	51	0	Wilmer			

Precinct	Sub	Reg. Voters	City in Election	City District	ISD in Election	ISD District
3950	01	2240	Hutchins			
3950	02	107				
3950	03	0	Hutchins			
3950	04	2				
3950	05	0	Dallas	D08		
3950	06	0				
3950	07	0				
3950	08	0	Wilmer			
3951	01	3215			DeSoto	
3952	01	155	DeSoto	DE5	DeSoto	
3960	01	3253	Rowlett		Garland	
3960	02	308			Garland	
3960	03	0	Garland		Garland	
3960	04	0	Dallas	D09	Garland	
3961	01	2732	Rowlett		Garland	
3961	02	0	Garland		Garland	
3962	01	5072	Rowlett		Garland	
3963	01	2416	Rowlett		Garland	
3963	02	9	Dallas	D09	Garland	
3963	03	43			Garland	
3964	01	2255	Rowlett		Garland	
3964	02	0	Dallas	D09	Garland	
3965	01	3377	Rowlett		Garland	
3966	01	3795	Rowlett		Garland	
3967	01	1510	Rowlett		Garland	
3968	01	3848	Rowlett		Garland	
3969	01	2915	Rowlett		Garland	
3969	02	0	Dallas	D09	Garland	
3970	01	0	Dallas	D09	Garland	
3970	02	3515	Rowlett		Garland	
3971	01	3209	Rowlett		Garland	
3980	01	3773	Sachse		Garland	
3981	01	1547	Sachse		Garland	
3981	02	85	Sachse		Garland	
3982	01	2753	Sachse		Garland	
3982	02	572			Garland	
3982	03	459	Wylie		Garland	
3982	04	0			Garland	
3982	05	0	Rowlett		Garland	
3982	06	0	Wylie		Garland	
3983	01	2021	Sachse		Garland	
3983	02	146	Wylie		Garland	
3983	03	169	Sachse		Garland	
3984	01	1423	Sachse		Garland	
3984	02	24	Sachse		Garland	
4000	01	464	Dallas	D06	Dallas	DA8
4000	02	23	Dallas	D06	Carrollton-Far	
4000	03	0	Irving	IR5	Dallas	DA8

Precinct	Sub	Reg. Voters	City in Election	City District	ISD in Election	ISD District
4001	01	921	Dallas	D06	Dallas	DA8
4001	02	0	Dallas	D06		
4001	03	360	Dallas	D13	Dallas	DA8
4002	01	1038	Dallas	D13		
4003	01	425	Dallas	D06	Dallas	DA8
4003	02	0	Dallas	D06		
4003	03	0	Dallas	D13	Dallas	DA8
4004	01	1170	Dallas	D06		
4004	02	0	Dallas	D13	Dallas	DA8
4004	03	615	Dallas	D13		
4005	01	948	Dallas	D13		
4006	01	1313	Dallas	D13		
4007	01	186	Dallas	D13		
4008	01	765	Dallas	D06	Dallas	DA8
4009	01	1593	Dallas	D06	Dallas	DA8
4010	01	1335	Dallas	D06		
4011	01	859	Dallas	D06		
4011	02	0	Dallas	D06	Dallas	DA8
4011	03	0	Dallas	D06	Dallas	DA2
4012	01	98	Dallas	D06		
4013	01	331	Dallas	D13		
4014	01	2004	Dallas	D13	Dallas	DA2
4015	01	1665	Dallas	D06	Dallas	DA2
4016	01	1649	Dallas	D02	Dallas	DA2
4017	01	473	Dallas	D13	Dallas	DA2
4018	01	1194	Dallas	D13	Dallas	DA2
4018	02	0	Dallas	D13	Dallas	DA2
4019	01	1793	Dallas	D02	Dallas	DA8
4019	02	852	Dallas	D02		
4019	03	0	Dallas	D06		
4020	01	968	Dallas	D02	Dallas	DA8
4020	02	217	Dallas	D13	Dallas	DA2
4021	01	2043	Dallas	D02	Dallas	DA2
4021	02	198	Dallas	D02	Dallas	DA8
4021	03	391	Dallas	D02	Dallas	DA2
4022	01	1384	Dallas	D02	Dallas	DA8
4023	01	3	Dallas	D02		
4024	01	2273	Dallas	D06		
4024	02	2	Dallas	D06	Dallas	DA8
4025	01	382	Dallas	D06	Dallas	DA8
4025	02	0	Dallas	D06	Irving	IR1
4026	01	46	Dallas	D06	Dallas	DA8
4026	02	115	Dallas	D06	Irving	IR1
4027	01	382	Dallas	D06	Dallas	DA8
4028	01	1010	Dallas	D06	Dallas	DA8
4028	02	130	Dallas	D06	Irving	IR1
4029	01	22	Dallas	D06	Dallas	DA8
4030	01	20	Dallas	D06	Dallas	DA8

Precinct	Sub	Reg. Voters	City in Election	City District	ISD in Election	ISD District
4031	01	2142	Dallas	D06		
4031	02	224	Dallas	D06	Dallas	DA8
4031	03	77	Dallas	D06		
4033	01	2017	Dallas	D06		
4033	02	1	Dallas	D06		
4035	01	533	Dallas	D01		
4035	02	446	Dallas	D04		
4035	03	130	Dallas	D04		
4035	04	85	Dallas	D01		
4036	01	838	Dallas	D04	Dallas	DA6
4036	02	37	Dallas	D04		
4037	01	197	Dallas	D04	Dallas	DA6
4038	01	2102	Dallas	D04		
4039	01	672	Dallas	D04		
4040	01	798	Dallas	D04		
4041	01	666	Dallas	D04		
4043	01	1302	Dallas	D04	Dallas	DA6
4044	01	1215	Dallas	D04	Dallas	DA6
4046	01	1333	Dallas	D04	Dallas	DA6
4047	01	926	Dallas	D04		
4048	01	48	Dallas	D04	Dallas	DA6
4049	01	0	Dallas	D03	Duncanville	
4049	02	0	Dallas	D03	Grand Prairie	
4049	03	0	Grand Prairie		Grand Prairie	
4050	01	4198	Dallas	D03	Duncanville	
4051	01	0	Dallas	D03	Grand Prairie	
4051	02	0	Dallas	D03	Duncanville	
4051	03	0	Grand Prairie	GP3	Grand Prairie	
4051	04	0	Grand Prairie		Grand Prairie	
4051	05	0	Dallas	D03	Grand Prairie	
4052	01	4162	Dallas	D03	Duncanville	
4052	02	0	Dallas	D03		
4052	03	0	Dallas	D03	Grand Prairie	
4052	04	0	Dallas	D03	Grand Prairie	
4053	01	208	Dallas	D03	Grand Prairie	
4053	02	0	Dallas	D03	Grand Prairie	
4053	03	271	Dallas	D03	Grand Prairie	
4053	04	0	Grand Prairie	GP3	Grand Prairie	
4053	05	0	Grand Prairie	GP3	Grand Prairie	
4054	01	558	Dallas	D01		
4055	01	1328	Dallas	D03	Dallas	DA6
4055	02	566	Dallas	D03	Dallas	DA6
4055	03	827	Dallas	D01	Dallas	DA6
4055	04	0	Dallas	D01		
4056	01	2637	Dallas	D03	Dallas	DA6
4056	02	269	Dallas	D01		
4057	01	1711	Dallas	D04	Dallas	DA6
4058	01	1020	Dallas	D04		
4058	02	0	Dallas	D04	Dallas	DA6



Precinct	Sub	Reg. Voters	City in Election	City District	ISD in Election	ISD District
4059	01	425	Dallas	D03	Grand Prairie	
4059	02	0	Grand Prairie		Grand Prairie	
4059	03	0	Grand Prairie	GP3	Grand Prairie	
4060	01	2638	Dallas	D03		
4060	02	0	Dallas	D03	Grand Prairie	
4060	03	0	Dallas	D01		
4060	04	0	Dallas	D03	Dallas	DA8
4060	05	0	Grand Prairie		Grand Prairie	
4060	06	0	Grand Prairie			
4060	07	0	Dallas	D03	Grand Prairie	
4060	08	21	Dallas	D01		
4060	09	24	Dallas	D01		
4061	01	2514	Dallas	D01		
4062	01	2017	Dallas	D01		
4063	01	2375	Dallas	D01		
4063	02	620	Dallas	D01		
4065	01	803	Dallas	D06	Dallas	DA8
4065	02	0	Dallas	D06	Grand Prairie	GP4
4065	03	0	Grand Prairie	GP1	Grand Prairie	GP4
4065	04	0	Grand Prairie		Grand Prairie	GP4
4066	01	1302	Dallas	D01		
4067	01	2178	Dallas	D01		
4068	01	2055	Dallas	D01		
4069	01	3118	Dallas	D01		
4070	01	1682	Dallas	D01		
4071	01	367	Dallas	D01		
4072	01	338	Dallas	D04		
4073	01	1577	Dallas	D01		
4073	02	0	Dallas	D01		
4074	01	2609	Dallas	D01		
4074	02	115	Dallas	D01		
4075	01	1396	Dallas	D01		
4075	02	3	Dallas	D01		
4076	01	1780	Dallas	D01		
4076	02	880	Dallas	D01	Dallas	DA8
4076	03	240	Dallas	D01	Dallas	DA8
4076	04	3	Dallas	D01		
4077	01	868	Dallas	D01		
4077	02	153	Dallas	D01		
4078	01	1872	Dallas	D01		
4078	02	53	Dallas	D01		
4079	01	3789	Dallas	D01		
4079	02	105	Dallas	D01		
4080	01	689	Dallas	D01		
4081	01	3168	Dallas	D06	Dallas	DA8
4081	02	245	Dallas	D06		
4081	03	324	Dallas	D06	Irving	IR1
4081	04	0	Dallas	D06	Grand Prairie	GP4
4081	05	0	Grand Prairie	GP1	Grand Prairie	GP4
4082	01	1960	Dallas	D06	Dallas	DA8

Precinct	Sub	Reg. Voters	City in Election	City District	ISD in Election	ISD District
4083	01	1417	Dallas	D06	Dallas	DA8
4084	01	676	Dallas	D06	Dallas	DA8
4085	01	1019	Dallas	D06	Dallas	DA8
4086	01	111	Dallas	D06	Dallas	DA8
4086	02	2	Dallas	D06	Irving	IR1
4086	03	3008	Dallas	D02	Dallas	DA8
4086	04	0			Irving	IR1
4086	05	0	Irving		Dallas	DA8
4087	01	1090	Dallas	D06	Dallas	DA8
4087	02	8	Dallas	D02	Dallas	DA8
4088	01	474	Dallas	D06	Dallas	DA8
4090	01	97	Dallas	D03	Dallas	DA6
4091	01	0	Dallas	D03	Grand Prairie	
4091	02	0	Dallas	D03	Grand Prairie	
4091	03	0	Grand Prairie		Grand Prairie	
4092	01	172	Dallas	D13		
4093	01	86	Dallas	D03	Dallas	DA6
4093	02	0	Dallas	D03	Duncanville	
4094	01	377	Dallas	D13		
4094	02	134	Dallas	D13		
4095	01	53	Dallas	D13		
4096	01	13	Dallas	D13		
4097	01	1009	Dallas	D06	Dallas	DA8
4098	01	43	Dallas	D13		
4099	01	1312	Dallas	D13	Dallas	DA2
4099	02	0	Dallas	D13		
4099	03	0	Dallas	D06	Dallas	DA8
40A2	01	0	Dallas	D13		
40A3	01	0	Dallas	D06		
4100	01	27	Dallas	D02		
4101	01	151	Dallas	D06		
4107	01	137	Dallas	D04		
4108	01	62	Dallas	D04		
4109	01	53	Dallas	D04	Dallas	DA6
4110	01	992	Dallas	D04	Dallas	DA6
4111	01	363	Dallas	D03	Dallas	DA6
4112	01	114	Dallas	D03		
4112	02	0	Dallas	D03	Grand Prairie	
4112	03	0	Dallas	D03		
4113	01	2233	Dallas	D01		
4113	02	0	Dallas	D01	Dallas	DA6
4114	01	1817	Dallas	D01		
4115	01	240	Dallas	D01		
4115	02	89	Dallas	D01		
4116	01	0	Dallas	D06		
4116	02	0	Dallas	D06	Dallas	DA8

Precinct	Sub	Reg. Voters	City in Election	City District	ISD in Election	ISD District
4117	01	167	Dallas	D06		
4117	02	0	Dallas	D06	Dallas	DA8
4118	01	0	Dallas	D02	Dallas	DA8
4119	01	1	Dallas	D06	Dallas	DA8
4120	01	781	Dallas	D06	Dallas	DA8
4122	01	0	Dallas	D03	Grand Prairie	
4122	02	0	Dallas	D03	Grand Prairie	GP2
4125	01	0	Dallas	D06	Dallas	DA8
4126	01	1362	Dallas	D13	Dallas	DA2
4126	02	215	Dallas	D13	Highland Par	
4126	03	25	Dallas	D13	Dallas	DA2
4126	04	0	Dallas	D13	Highland Par	
4127	01	503	Dallas	D13	Dallas	DA2
4128	01	1362	Dallas	D13		
4128	02	0	Dallas	D13	Dallas	DA2
4129	01	1410	Dallas	D13	Dallas	DA2
4129	02	377	Dallas	D13	Highland Par	
4129	03	8	Dallas	D13	Highland Par	
4129	04	0	Dallas	D13	Dallas	DA2
4130	01	1722	Dallas	D13		
4130	02	0	Dallas	D13	Dallas	DA2
4131	01	638	Dallas	D02	Dallas	DA8
4131	02	1080	Dallas	D02	Dallas	DA2
4135	01	1761	Dallas	D02	Dallas	DA8
4141	01	136	Dallas	D01		
4143	01	138	Dallas	D04		
4145	01	0	Dallas	D03	Grand Prairie	
4145	02	0	Dallas	D03	Duncanville	
4145	03	0	Grand Prairie		Grand Prairie	
4147	01	58	Dallas	D06	Dallas	DA8
4149	01	60	Dallas	D01		
4149	02	21	Dallas	D01		
4152	01	0	Dallas	D01		
4153	01	204	Dallas	D01		
4157	01	267	Dallas	D03	Dallas	DA8
4157	02	66	Dallas	D01		
4161	01	979	Dallas	D03	Duncanville	
4161	02	0	Dallas	D03	Dallas	DA6
4161	03	0	Dallas	D03	Duncanville	
4166	01	4	Dallas	D03		
4166	02	0	Dallas	D03		
41A1	01	0	Dallas	D06	Dallas	DA8
4300	01	1581	Cockrell Hill			
4500	01	423	Grand Prairie		Grand Prairie	GP2
4500	02	2018	Grand Prairie		Grand Prairie	
4500	03	0	Grand Prairie		Grand Prairie	
4500	04	0	Grand Prairie		Grand Prairie	GP2

Precinct	Sub	Reg. Voters	City in Election	City District	ISD in Election	ISD District
4501	01	851	Grand Prairie		Grand Prairie	GP2
4501	02	1546	Grand Prairie		Grand Prairie	
4501	03	0	Grand Prairie		Grand Prairie	GP2
4501	04	0	Grand Prairie		Grand Prairie	
4502	01	3566	Grand Prairie		Grand Prairie	
4502	02	0	Grand Prairie		Grand Prairie	GP2
4502	03	0	Grand Prairie		Grand Prairie	
4502	04	0	Dallas	D03	Grand Prairie	
4502	05	0	Grand Prairie		Grand Prairie	GP2
4503	01	4890	Grand Prairie		Grand Prairie	GP2
4503	02	157	Grand Prairie	GP1	Grand Prairie	GP2
4503	03	0	Grand Prairie		Grand Prairie	GP2
4504	01	1453	Grand Prairie		Grand Prairie	GP2
4505	01	790	Grand Prairie		Grand Prairie	GP2
4505	02	1335	Grand Prairie	GP3	Grand Prairie	GP2
4505	03	0	Dallas	D03	Grand Prairie	
4505	04	28	Grand Prairie	GP3	Grand Prairie	
4505	05	0	Grand Prairie		Grand Prairie	
4505	06	0	Grand Prairie		Grand Prairie	
4505	07	0	Dallas	D03	Grand Prairie	
4506	01	1424	Grand Prairie	GP3	Grand Prairie	
4506	02	118	Grand Prairie		Grand Prairie	
4506	03	0	Grand Prairie	GP3	Grand Prairie	GP2
4506	04	0	Grand Prairie		Grand Prairie	GP2
4507	01	894	Grand Prairie	GP1	Grand Prairie	GP4
4507	02	0	Grand Prairie	GP1	Grand Prairie	GP2
4507	03	266	Grand Prairie		Grand Prairie	GP2
4507	04	0	Grand Prairie	GP1	Grand Prairie	
4508	01	628	Grand Prairie	GP3	Grand Prairie	
4508	02	54	Grand Prairie	GP1	Grand Prairie	
4508	03	0	Grand Prairie		Grand Prairie	
4509	01	1494	Grand Prairie	GP3	Grand Prairie	GP2
4509	02	166	Grand Prairie	GP3	Grand Prairie	
4509	03	0	Grand Prairie	GP3	Grand Prairie	
4510	01	2268	Grand Prairie	GP3	Grand Prairie	
4510	02	0	Grand Prairie	GP3	Grand Prairie	
4511	01	1009	Grand Prairie		Grand Prairie	
4511	02	448	Grand Prairie	GP1	Grand Prairie	GP4
4511	03	540	Grand Prairie		Grand Prairie	GP4
4511	04	0	Grand Prairie	GP1	Grand Prairie	
4511	05	0	Grand Prairie		Grand Prairie	
4512	01	1385	Grand Prairie		Grand Prairie	
4512	02	0	Grand Prairie	GP3	Grand Prairie	
4513	01	1762	Grand Prairie		Grand Prairie	GP4
4513	02	1093	Grand Prairie		Grand Prairie	
4513	03	42	Grand Prairie	GP1	Grand Prairie	GP4
4513	04	0	Grand Prairie	GP1	Grand Prairie	
4514	01	1392	Grand Prairie		Grand Prairie	GP4
4514	02	50	Grand Prairie		Grand Prairie	
4514	03	0	Grand Prairie	GP1	Grand Prairie	GP4
4515	01	2300	Grand Prairie		Grand Prairie	
4515	02	0	Grand Prairie	GP1	Grand Prairie	

Precinct	Sub	Reg. Voters	City in Election	City District	ISD in Election	ISD District
4516	01	49	Grand Prairie		Grand Prairie	
4516	02	0			Grand Prairie	
4516	03	0	Dallas	D03	Grand Prairie	
4516	04	0	Grand Prairie			
4517	01	3046	Grand Prairie	GP1	Grand Prairie	GP4
4518	01	834	Grand Prairie	GP1	Grand Prairie	GP4
4518	02	1220	Grand Prairie	GP1		
4518	03	1	Grand Prairie	GP1	Grand Prairie	GP4
4518	04	2	Grand Prairie	GP1		
4518	05	0	Irving			
4518	06	0	Irving		Grand Prairie	GP4
4519	01	3271	Grand Prairie		Grand Prairie	
4519	02	0	Dallas	D03	Grand Prairie	
4519	03	0	Grand Prairie		Grand Prairie	
4520	01	1122	Grand Prairie	GP3	Grand Prairie	
4520	02	0	Grand Prairie	GP3	Grand Prairie	GP2
4521	01	1222	Grand Prairie		Grand Prairie	
4521	02	1375	Grand Prairie		Grand Prairie	GP2
4521	03	1145	Grand Prairie	GP3	Grand Prairie	GP2
4521	04	661	Grand Prairie	GP3	Grand Prairie	
4521	05	0	Dallas	D03	Grand Prairie	
4521	06	0	Grand Prairie		Grand Prairie	
4522	01	747	Grand Prairie		Cedar Hill	
4522	02	3311	Grand Prairie		Grand Prairie	
4522	03	3	Grand Prairie		Grand Prairie	
4522	04	0	Cedar Hill		Cedar Hill	
4523	01	630	Grand Prairie		Cedar Hill	
4523	02	0	Cedar Hill		Cedar Hill	
4525	01	1491	Grand Prairie	GP3	Grand Prairie	
4525	02	1	Grand Prairie	GP3	Grand Prairie	GP2
4525	03	0	Grand Prairie		Grand Prairie	GP2
4525	04	0	Grand Prairie	GP3	Grand Prairie	
4527	01	1	Grand Prairie	GP1	Grand Prairie	GP4
4527	02	3	Grand Prairie	GP1		
4527	03	814	Grand Prairie		Grand Prairie	GP4
4527	04	1038	Grand Prairie		Grand Prairie	
4527	05	0	Grand Prairie			
4527	06	0	Grand Prairie	GP1		
4527	07	0	Irving			
4527	08	0	Grand Prairie		Grand Prairie	GP4
4528	01	0	Grand Prairie		Grand Prairie	
4528	02	0	Dallas	D03	Grand Prairie	
4529	01	767	Grand Prairie		Grand Prairie	
4530	01	354	Grand Prairie		Grand Prairie	
4530	02	0	Grand Prairie		Grand Prairie	GP2
4530	03	0	Grand Prairie	GP3	Grand Prairie	GP2
4531	01	221	Grand Prairie	GP3	Grand Prairie	GP2
4531	02	232	Grand Prairie		Grand Prairie	GP2
4531	03	145	Grand Prairie	GP3	Grand Prairie	
4531	04	0	Grand Prairie	GP1	Grand Prairie	GP2

Precinct	Sub	Reg. Voters	City in Election	City District	ISD in Election	ISD District
4532	01	255	Grand Prairie	GP3	Grand Prairie	
4532	02	77	Grand Prairie		Grand Prairie	GP2
4532	03	0	Grand Prairie	GP3	Grand Prairie	GP2
4533	01	1112	Grand Prairie	GP3	Grand Prairie	
4533	02	0	Grand Prairie		Grand Prairie	
4533	03	0	Grand Prairie	GP3	Grand Prairie	GP2
4534	01	103	Grand Prairie	GP3	Grand Prairie	GP2
4535	01	916	Grand Prairie	GP3	Grand Prairie	
4535	02	0	Dallas	D03	Grand Prairie	
4535	03	0	Dallas	D03	Grand Prairie	
4536	01	48	Grand Prairie	GP3	Grand Prairie	
4536	02	0	Grand Prairie	GP3	Grand Prairie	
4537	01	4	Grand Prairie		Cedar Hill	
4538	01	940	Grand Prairie	GP3	Grand Prairie	
4538	02	0	Grand Prairie	GP3	Grand Prairie	GP2
4539	01	0	Grand Prairie		Grand Prairie	GP2
4539	02	0	Grand Prairie		Grand Prairie	GP2
4541	01	0	Grand Prairie		Grand Prairie	
4542	01	0	Grand Prairie		Grand Prairie	
4554	01	58	Grand Prairie		Grand Prairie	
4555	01	45	Grand Prairie		Grand Prairie	
4555	02	0	Grand Prairie	GP3	Grand Prairie	
4557	01	0	Irving			
4558	01	0	Irving			
4559	01	0	Irving		Grand Prairie	GP4
4600	01	1888	Irving			
4600	02	2	Irving		Grand Prairie	GP4
4600	03	531	Irving			
4600	04	0	Grand Prairie	GP1	Grand Prairie	GP4
4601	01	3874	Irving			
4602	01	2063	Irving			
4602	02	0	Irving			
4602	03	0	Irving			
4603	01	66	Irving		Irving	IR1
4603	02	0	Irving			
4604	01	3043	Irving			
4604	02	0	Irving			
4604	03	0	Irving			
4604	04	0	Irving			
4605	01	2524	Irving			
4605	02	0	Irving			
4605	03	0	Irving			
4605	04	0	Irving			
4606	01	1886	Irving			
4606	02	1015	Irving			
4606	03	0	Irving			
4606	04	0	Irving			
4606	05	0	Irving			

Precinct	Sub	Reg. Voters	City in Election	City District	ISD in Election	ISD District
4607	01	1883	Irving			
4607	02	0	Irving			
4607	03	0	Irving			
4607	04	0	Irving			
4608	01	1999	Irving	IR3		
4608	02	81	Irving	IR3	Grand Prairie	GP4
4608	03	1541	Irving	IR3		
4608	04	0	Irving	IR3	Grand Prairie	GP4
4608	05	0	Irving	IR3	Grand Prairie	GP4
4609	01	1808	Irving	IR3		
4609	02	118	Irving			
4609	03	0	Irving			
4609	04	0	Irving	IR3		
4609	05	0	Irving	IR3		
4610	01	1246	Irving			
4610	02	932	Irving			
4610	03	102	Irving			
4610	04	0	Irving			
4610	05	0	Irving	IR3		
4611	01	1281	Irving			
4611	02	503	Irving			
4611	03	0	Irving			
4612	01	314	Irving			
4612	02	0	Irving			
4612	03	0	Irving			
4613	01	721	Irving			
4613	02	95	Irving			
4614	01	522	Irving			
4614	02	0	Irving		Irving	IR1
4614	03	0	Irving			
4614	04	0	Irving			
4615	01	167	Irving			
4615	02	53	Irving			
4616	01	1350	Irving			
4616	02	0	Irving		Irving	IR1
4617	01	189	Irving		Irving	IR1
4618	01	474	Irving			
4618	02	0	Irving			
4619	01	1318	Irving			
4619	02	0	Irving			
4619	03	0	Irving			
4620	01	1424	Irving		Irving	IR1
4620	02	280	Irving		Irving	IR1
4621	01	3068	Irving	IR3		
4621	02	609	Irving	IR3		
4621	03	0	Irving	IR3		
4621	04	0	Irving	IR3		
4622	01	830	Irving	IR3		
4622	02	1109	Irving	IR3		
4623	01	2517	Irving			
4623	02	0	Irving	IR3		

Precinct	Sub	Reg. Voters	City in Election	City District	ISD in Election	ISD District
4624	01	1645	Irving			
4624	02	0	Irving		Irving	IR1
4625	01	1509	Irving	IR5	Irving	IR2
4625	02	554	Irving		Irving	IR1
4625	03	0	Irving	IR5	Irving	IR1
4625	04	0	Irving		Irving	IR2
4626	01	1033	Irving	IR5	Irving	IR1
4626	02	1697	Irving		Irving	IR1
4626	03	0	Irving	IR5	Irving	IR2
4627	01	3090	Irving	IR5	Irving	IR1
4627	02	1371	Irving	IR5	Irving	IR2
4628	01	1806	Irving	IR3		
4628	02	168	Irving	IR3		
4629	01	756	Irving		Irving	IR2
4629	02	483	Irving			
4629	03	0	Irving			
4629	04	0	Irving	IR3	Irving	IR2
4630	01	954	Irving	IR5	Irving	IR2
4630	02	568	Irving		Irving	IR2
4631	01	1062	Irving		Irving	IR2
4631	02	145	Irving			
4631	03	0	Irving	IR5	Irving	IR2
4632	01	71	Irving	IR5	Carrollton-Far	
4632	02	1281	Irving	IR3		
4632	03	282	Irving	IR5	Coppell	
4632	04	2	Irving	IR5		
4632	05	542	Irving		Irving	IR2
4632	06	2	Irving	IR5	Irving	IR2
4632	07	0	Irving		Carrollton-Far	
4632	08	0	Irving	IR5		
4632	09	0	Irving	IR5	Carrollton-Far	
4633	01	1133	Irving	IR5	Carrollton-Far	
4634	01	3097	Irving	IR5	Irving	IR2
4634	02	901	Irving	IR5	Carrollton-Far	
4634	03	0	Irving	IR5	Carrollton-Far	
4634	04	0	Irving		Irving	IR2
4634	05	0	Irving	IR5	Irving	IR1
4639	01	660	Irving		Irving	IR1
4639	02	0	Irving			
4640	01	2419	Irving		Irving	IR2
4640	02	299	Irving		Irving	IR2
4640	03	0	Irving	IR5	Irving	IR2
4640	04	0	Irving	IR3	Irving	IR2
4641	01	556	Irving			
4642	01	170	Irving			
4644	01	0	Irving	IR3		
4644	02	15	Irving	IR3	Coppell	
4644	03	0	Irving	IR5	Carrollton-Far	
4644	04	0	Irving	IR3		
4644	05	0	Irving	IR5		
4644	06	0	Irving	IR5	Coppell	
4644	07	0	Irving			



Precinct	Sub	Reg. Voters	City in Election	City District	ISD in Election	ISD District
4646	01	568	Irving		Irving	IR1
4646	02	17	Irving	IR5	Irving	IR1
4646	03	0	Dallas	D06	Dallas	DA8
4646	04	0	Irving		Dallas	DA8
4646	05	0	Irving		Irving	IR1
4646	06	0	Dallas	D06	Irving	IR1
4646	07	0	Irving			
4648	01	2233	Irving	IR3		
4648	02	0	Irving	IR3		
4648	03	0	Irving	IR3	Irving	IR2
4648	04	0	Irving	IR3	Irving	IR2
4649	01	111	Irving			
4651	01	83	Irving			
4652	01	724	Irving			
4652	02	93	Irving			
4652	03	0	Irving			
4653	01	125	Irving			
4654	01	743	Irving			
4654	02	287	Irving			
4654	03	188	Irving			
4655	01	50	Irving			
4656	01	154	Irving			
4656	02	0	Irving		Irving	IR1
4657	01	100	Irving			
4657	02	0	Irving			
4658	01	96	Irving			
4659	01	237	Irving			
4660	01	43	Irving			
4661	01	792	Irving			
4661	02	183	Irving		Irving	IR1
4662	01	256	Irving		Irving	IR1
4662	02	66	Irving			
4662	03	6	Irving			
4662	04	0	Irving			
4662	05	0	Irving		Irving	IR1
4662	06	0	Irving			
4662	07	0	Irving		Irving	IR1
4662	08	0	Irving			
4663	01	0	Irving	IR5	Irving	IR1
4663	02	0			Irving	IR1
4663	03	0	Irving	IR5	Irving	IR1
4664	01	657	Irving	IR5	Irving	IR1
4664	02	0	Irving		Irving	IR1
4664	03	335	Irving		Irving	IR1
4665	01	0	Grand Prairie	GP1	Grand Prairie	GP4
4667	01	0	Irving		Irving	IR1
4667	02	0	Irving		Irving	IR1
4673	01	0	Irving	IR3		
4673	02	0	Irving	IR3		
4673	03	0	Irving	IR3		

Precinct	Sub	Reg. Voters	City in Election	City District	ISD in Election	ISD District
4674	01	0	Irving	IR3		
4674	02	0	Irving	IR3		
4675	01	144	Irving			
4675	02	0	Irving		Irving	IR1
4675	03	0	Irving		Irving	IR1
4675	04	0	Irving			
4677	01	700	Irving	IR3	Coppell	
4677	02	0	Irving	IR5	Coppell	
4677	03	0	Irving		Coppell	
4678	01	175	Irving	IR3		

**ATTACHMENT G**  
**BALLOT ISSUES FOR PARTICIPATING POLITICAL SUBDIVISIONS**

The Town of Addison (**TOA**): For Mayor and Vote for 3 in 12 Dallas County Voting Precincts and Subs.

The City of Balch Springs (**COBS**): For Mayor and Districts Place 3, 5 and 7 and in 40 Dallas County voting Precincts and Subs.

The City of Carrollton (**COC**): For Mayor and Places 2, 4 and 6 in 24 Dallas County voting Precincts and Subs.

The City of Cedar Hill (**COCH**): For Places 2 and 6 in 30 Dallas County Voting Precincts and Subs.

The City of Cockrell Hill (**COCKH**): For Places 3, 4 and 5 in 1 Dallas County voting Precincts and Subs.

The City of Coppell (**COCp**): For Places 1, 3, 5 and 7 in 24 Dallas County Voting Precincts and Subs.

The City of Dallas (**COD**): For Mayor and Districts 1-14 in 849 Dallas County voting Precincts and Subs.

The City of DeSoto (**CODE**): For Places 2 and 4 in 33 Dallas County voting Precincts and Subs..

The City of Duncanville (**CODu**): For Council Member at Large and Districts 1, 3 and 5 in 36 Dallas County voting Precincts and Subs.

The City of Farmers Branch (**COFB**): For Mayor and Districts 2 in 69 Dallas County voting Precincts and Subs.

The City of Garland (**COG**): For Mayor and Districts 3, 6, 7 and 8 in 136 Dallas County voting Precincts and Subs.

The City of Grand Prairie (**COGP**): For Places 7 At Large and Districts 1 and 3 in 132 Dallas County voting Precincts and Subs.

The City of Hutchins (**COH**): For Vote for 3 in 5 Dallas County voting Precincts and Subs.

The City of Irving (**COI**): For Mayor and Districts 3 and 5 in 221 Dallas County voting Precincts and Subs.

The City of Lancaster (**COL**): For Districts 2, 4, and 6 in 26 Dallas County voting Precincts and Subs.

The City of Lewisville (**COLe**): For Places 1 and 3 in 4 Dallas County voting Precincts and Subs.

The City of Richardson (**COR**): For Mayor and Places 1 – 6 in 45 Dallas County voting Precincts and Subs.

The City of Rowlett (**CORO**): For Place 1, 3, and 5 in 16 Dallas County voting Precincts and Subs.

The City of Sachse (**COSa**): For Places 3 and 4 in 10 Dallas County voting Precincts and Subs.

The City of Seagoville (**COS**): For Mayor and Places 2 and 4 in 6 Dallas County voting Precincts and Subs.

The City of Sunnyvale (**TOS**): For Places 3 in 11 Dallas County voting Precincts and Subs.

The City of Wilmer (**COW**): For Vote for 3 in 24 Dallas County voting Precincts and Subs.

The City of Wylie (**COWY**): For Mayor and Place 4, 5, and 6 in 3 Dallas County voting Precincts and Subs.

**ATTACHMENT G**  
**BALLOT ISSUES FOR PARTICIPATING POLITICAL SUBDIVISIONS**

The Carrollton-Farmers Branch Independent School District (**CFBISD**): For Vote for 2 in 99 Dallas County voting Precincts and Subs.

The Cedar Hill Independent School District (**CHISD**): For Places 3 and 4 in 40 Dallas County voting Precincts and Subs.

The Coppell Independent School District (**CpISD**): For Places 4, 5, 6 and 7 in 48 Dallas County voting Precincts and Subs..

The Dallas Independent School District (**DISD**): For Districts 2, 6 and 8 in 249 Dallas County voting Precincts and Subs..

The DeSoto Independent School District (**DeISD**): For Places 3, 4, 5 and 6 in 35 Dallas County voting Precincts and Subs.

The Duncanville Independent School District (**DUISD**): For Places 4 and 5 in 55 Dallas County voting Precincts and Subs.

The Ferris Independent School District (**FISD**): For places 6 and 7 in 7 Dallas County voting Precincts and Subs.

The Garland Independent School District (**GISD**): For Places 4 and 5 175 Dallas County voting Precincts and Subs..

The Grand Prairie Independent School District (**GPISD**): For Place 3 At-Large and Districts 2 and 4 in 155 Dallas County voting Precincts and Subs.

The Highland Park Independent School District (**HPISD**): For Places 6 and 7 in 34 Dallas County voting Precincts and Subs.

The Irving Independent School District (**IISD**): For Districts 1 and 2 in 61 Dallas County voting Precincts and Subs.

The Lancaster Independent School District (**LISD**): For Districts 4, 5, and 7 in 33 Dallas County voting Precincts and Subs.

The Mesquite Independent School District (**MISD**): For Places 3, 4 and 5 in 147 Dallas County voting Precincts and Subs.

The Richardson Independent School District (**RISD**): For Place 2, 4, and 5 147 Dallas County voting Precincts and Subs.

The Sunnyvale Independent School District (**SISD**): For Places 1 2 in 12 Dallas County voting Precincts and Subs.



“Attachment H”  
Participating Political Subdivisions  
May 6, 2023 - Joint Election

#	NAME	CITY SECRETARY	EMAIL	PHONE #	ADDRESS
1	TOWN OF ADDISON (TOA)	Irma Parker	<a href="mailto:iparker@addisontx.gov">iparker@addisontx.gov</a>	(972) 450-7017	5300 Belt Line Rd, Dalla, 75254
2	TOWN OF SUNNYVALE ISD (SISD)	Becky Gilmore	<a href="mailto:becky.gilmore@sunnyvaleisd.com">becky.gilmore@sunnyvaleisd.com</a>	(972) 226-5974	127 N. Collins Road, Sunnyvale, 75182
3	CITY OF BALCH SPRINGS (COBS)	Cindy Gross	<a href="mailto:cgross@cityofbalchsprings.com">cgross@cityofbalchsprings.com</a>	(972) 286-4477	13503 Alexander Road, Balch Springs, 75181
4	CITY OF CARROLLTON (COC)	Chloe Sawatzky	<a href="mailto:chloe.sawatzky@cityofcarrollton.com">chloe.sawatzky@cityofcarrollton.com</a>	(972) 466-3005	1945 E Jackson Rd, Carrollton, 75006
5	CITY OF CEDAR HILL (COCH)	Belinda Berg	<a href="mailto:belinda.berg@cedarhilltx.com">belinda.berg@cedarhilltx.com</a>	(972) 291-5100	285 Uptown Blvd, Cedar Hill, 75106
6	CITY OF COCKRELL HILL (COCKH)	Bret Haney	<a href="mailto:bhaney@cockrell-hill.tx.us">bhaney@cockrell-hill.tx.us</a>	(214) 330-6333	4125 W. Clarendon, Dallas, 75211
7	CITY OF COPPELL (COCN)	Ashley Owens	<a href="mailto:aowens@coppelltx.gov">aowens@coppelltx.gov</a>	(972) 304-7021	255 Parkway Blvd, Coppell, 75019
8	CITY OF DALLAS (COD)	Biliera Johnson	<a href="mailto:biliera.johnson@dallas.gov">biliera.johnson@dallas.gov</a>	(214) 670-5654	1500 Marilla Street, Room 5ds, Dallas, 75201
9	CITY OF DESOTO (CODE)	Alicia Thomas	<a href="mailto:athomas@desototexas.gov">athomas@desototexas.gov</a>	(972) 230-9664	211 E. Pleasant Run, Suite A, Desoto, 75115
10	CITY OF DUNCANVILLE (CODU)	Juanita Wilman	<a href="mailto:juanita.willman@duncanvilletx.gov">juanita.willman@duncanvilletx.gov</a>	(972) 780-5017	203 E. Wheatland Rd., Duncanville, 75116
11	CITY OF FARMERS BRANCH (COFB)	Stacy Henderson	<a href="mailto:stacy.henderson@farmersbranchtx.gov">stacy.henderson@farmersbranchtx.gov</a>	(972) 919-2503	13000 William Dodson Pkwy. Farmers Branch, 75234
12	CITY OF GARLAND (COG)	Rene Dowl	<a href="mailto:rdowl@garlandtx.gov">rdowl@garlandtx.gov</a>	(972) 205-2404	200 N. Fifth Street, Garland, 75040
13	CITY OF GRAND PRAIRIE (COGP)	Mona Lisa Galicia	<a href="mailto:mgalicia@gptx.org">mgalicia@gptx.org</a>	(972) 237-8003	317 W. College, Grand Prairie, 75050
14	CITY OF HUTCHINS (COH)	Cynthia Olguin	<a href="mailto:colguin@cityofhutchins.org">colguin@cityofhutchins.org</a>	(972) 225-6121	P.O. Box 500 Hutchins, Hutchins, 75141
15	CITY OF IRVING (COI)	Shanae Jennings	<a href="mailto:sjennings@cityofirving.org">sjennings@cityofirving.org</a>	(972) 721-2605	825 W. Irving Blvd, Farmers Branch, 75060
16	CITY OF LANCASTER (COL)	Sorangel (Angie) O. Arenas	<a href="mailto:aarenas@lancaster-tx.com">aarenas@lancaster-tx.com</a>	(972) 218-1311	211 N. Henry St, Lancaster, 75146
17	CITY OF LEWISVILLE (COLE)	Julie Worster	<a href="mailto:jworster@cityoflewisville.com">jworster@cityoflewisville.com</a>	(972) 219-3404	151 West Church Street, Lewisville, 75057
18	THE CITY OF RICHARDSON (COR)	Aimee Nemer	<a href="mailto:aimee.nemer@cor.gov">aimee.nemer@cor.gov</a>	(972) 744-4290	411 W. Arapaho Rd, Room 202, Richardson, 75080
19	THE CITY OF ROWLETT (CORO)	Laura Hallmark	<a href="mailto:lhallmark@rowlett.com">lhallmark@rowlett.com</a>	(972) 412-6109	4000 Main Street, Rowlett, 75088
20	THE CITY OF SACHSE (COSA)	Lea K Granger	<a href="mailto:lgranger@cityofsachse.com">lgranger@cityofsachse.com</a>	(469) 429-4771	3815 Sachse Road, Building B, Sachse, 75048
21	THE CITY OF SEAGOVILLE (COS )	Kandi Jackson	<a href="mailto:citysecretary@seagoville.us">citysecretary@seagoville.us</a>	(972) 287-6819	702 N. Hwy 175, Seagoville, 75159
22	THE TOWN OF SUNNYVALE (TOS)	Rachel Ramsey	<a href="mailto:rachel.ramsey@townofsunnyvale.org">rachel.ramsey@townofsunnyvale.org</a>	(972) 203-4153	127 N. Collins Rd, Sunnyvale, 75182
23	THE CITY OF WILMER (COW)	Mayra Ortiz	<a href="mailto:mortiz@cityofwilmer.net">mortiz@cityofwilmer.net</a>	(972) 441-6373	128 N. Dallas Ave., Wilmer, 75172



**“Attachment H”**  
**Participating Political Subdivisions**  
**May 6, 2023 - Joint Election**

24	CITY OF WYLIE (COWY)	Stephanie Storm	<a href="mailto:stephanie.storm@wylietexas.gov">stephanie.storm@wylietexas.gov</a>	(972) 516-6022	300 Country Club Rd, Building 100, 1st Fl, Wylie, 75098
25	CARROLLTON-FARMERS BRANCH ISD (CFBISD)	Brian Moersch	<a href="mailto:moerschb@cfbisd.edu">moerschb@cfbisd.edu</a>	(972) 968-6152	1445 N. Perry Rd, Carrollton, 75006
26	CEDAR HILL ISD (CHISD)	Courtney Lackey	<a href="mailto:courtney.lackey-wilson@chisd.net">courtney.lackey-wilson@chisd.net</a>	(972) 291-1581	285 Uptown Blvd - Suite 300, Cedar Hill, 75104
27	COPPELL ISD (CISD)	Carol Snowden	<a href="mailto:csnowden@coppellisd.com">csnowden@coppellisd.com</a>	(214) 496-8002	200 S Denton Tap Rd, Coppel, 75019
28	DALLAS ISD (DISD)	Shantell Grant	<a href="mailto:sgrant@dallasisd.org">sgrant@dallasisd.org</a>	(972) 925-3720	5151 Samuell Blvd -Suite 250, Dallas, 75228
29	DESOTO ISD (DEISD)	Silvia Martinez	<a href="mailto:silvia.martinez@desotoisd.org">silvia.martinez@desotoisd.org</a>	(972) 274-8212	200 E Belt Line Rd, Desoto,75115
30	DUNCANVILLE ISD	Alicia Heimberger	<a href="mailto:aheimbigner@duncanvilleisd.org">aheimbigner@duncanvilleisd.org</a>	(972) 708-2029	710 S Cedar Ridge Dr, Duncanville, 75137
31	FERRIS ISD(FISD)	T.J. Knight	<a href="mailto:tjknight@ferrisisd.org">tjknight@ferrisisd.org</a>	972-544-3858	301 E 5th St, Ferris, 75125
32	GARLAND ISD (GISD)	Mechelle Hogan	<a href="mailto:mnhogan@garlandisd.net">mnhogan@garlandisd.net</a>	(972) 487-3263	501 S Jupiter Rd, Garland, 75042
33	GRAND PRAIRIE ISD (GPISD)	Debbie Torres	<a href="mailto:debbie.torres@gpisd.org">debbie.torres@gpisd.org</a>	(972) 237-5515	2602 South Belt Line Rd., Grand Prairie, 75052
34	THE HIGHLAND PARK ISD (HPISD)	Scott Drillette	<a href="mailto:drilles@hpisd.org">drilles@hpisd.org</a>	(214) 780-3016	7015 Westchester Dr, Dallas , 75205
35	IRVING ISD (IISD)	Ester Koloni	<a href="mailto:ekolni@irvingisd.net">ekolni@irvingisd.net</a>	(972) 600-5456	2621 W. Airport Freeway , Irving, 75062
36	THE LANCASTER ISD (LISD)	Mone Bryant	<a href="mailto:monebryant@lancasterisd.org">monebryant@lancasterisd.org</a>	(972) 218-1434	422 S. Centre Avenue, Lancaster, 75146
37	MESQUITE ISD (MISD)	Linda Samples	<a href="mailto:lsamples@mesquiteisd.org">lsamples@mesquiteisd.org</a>	(972) 882-7311	3819 Towne Crossing Blvd. Mesquite, 75150
38	RICHARDSON ISD (RISD)	Viridiana Gutierrez	<a href="mailto:viridiana.gutierrez@risd.org">viridiana.gutierrez@risd.org</a>	(469) 593-0331	400 S Greenville Ave, Richardson, 75081

## CITY OF LANCASTER CITY COUNCIL

### City Council Regular Meeting

3.

**Meeting Date:** 02/27/2023

**Policy Statement:** This request supports the City Council 2022-2023 Policy Agenda

**Goal(s):** Healthy, Safe & Engaged Community

**Submitted by:** Charley Miller, Assistant Police Chief

---

#### **Agenda Caption:**

Consider a resolution accepting the 2022 Lancaster Police Department Racial Profiling Analysis Annual Report.

#### **Background:**

Effective September 1, 2001, the Texas Legislature enacted the Texas Racial Profiling Law (S.B. No. 1074). The Texas Code of Criminal Procedure requires that law enforcement agencies collect information relating to traffic stops in which a citation is issued and arrests resulting from those traffic stops. The Texas Code of Criminal Procedure further requires that law enforcement agencies compile and analyze this information and submit a report containing the information compiled during the previous calendar year to the governing body of each county or municipality served by the agency. City Council received a presentation at the February 20, 2023, Work Session .

Attached is the 2022 Lancaster Police Department Racial Profiling Analysis as prepared by representative experts from the University of North Texas. The Police Department had no sustained racial profiling complaints in 2022.

Beginning January 2011, the Texas Commission on Law Enforcement Standards and Education (TCOLE) posts a copy of each police department's racial profiling report on its website.

To further ensure transparency, the annual report will also be available on the city website.

#### **Operational Considerations:**

The Lancaster Police Department has adopted a detailed, written policy on racial profiling and currently collects the required information on racial profiling as required by State Law. The Lancaster Police Department contracted with the Justice Research Consultants, LLC.

#### **Legal Considerations:**

The Texas Code of Criminal Procedure requires that the Lancaster Police Department 2022 Racial Profiling Analysis Report be submitted to the City of Lancaster's governing body. The City Attorney has reviewed and approved the resolution, as to form.

#### **Public Information Considerations:**

This item is being considered at a Regular Meeting of the City Council noticed in accordance with the Texas Open Meetings Act.

**Options/Alternatives:**

1. City Council may approve the resolution, as presented.
2. City Council may deny the resolution.

**Recommendation:**

Staff recommends approval of the resolution, as presented.

**Attachments**

Resolution

Exhibit A

---



**RESOLUTION NO.**

**A RESOLUTION OF THE CITY COUNCIL OF THE CITY OF LANCASTER, TEXAS, ACCEPTING THE 2022 RACIAL PROFILING ANALYSIS ANNUAL REPORT WHICH IS ATTACHED HERETO AND INCORPORATED HEREIN BY REFERENCE AS EXHIBIT "A"; AND PROVIDING AN EFFECTIVE DATE.**

**WHEREAS**, in accordance with the Racial Profiling Law adopted September 1, 2001, the Lancaster Police Department contracted with the Justice Research Consultants, LLC to prepare racial profiling data for the City Council; and

**WHEREAS**, the City Council has received said report; and

**WHEREAS**, the City Council desires to accept the 2022 Lancaster Police Department Racial Profiling Analysis Report.

**NOW, THEREFORE, BE IT RESOLVED BY THE CITY COUNCIL OF THE CITY OF LANCASTER, TEXAS:**

**SECTION 1.** That the 2022 Lancaster Police Department Racial Profiling Analysis Annual Report, which is attached hereto and incorporated herein by reference as Exhibit "A", is hereby, in all things accepted by the City Council of the City of Lancaster, Texas.

**SECTION 2.** This resolution shall take effect immediately from and after its passage as the law in such cases provides, and it is accordingly so resolved.

**DULY PASSED** and approved by the City Council of the City of Lancaster, Texas, on this the 27th of February, 2023

**ATTEST:**

**APPROVED:**

\_\_\_\_\_  
Sorangel O. Arenas, City Secretary

\_\_\_\_\_  
Clyde C. Hairston, Mayor

**APPROVED AS TO FORM:**

\_\_\_\_\_  
David T. Ritter, City Attorney

# LANCASTER POLICE DEPARTMENT

2022

## RACIAL PROFILING ANALYSIS



PREPARED BY:

Eric J. Fritsch, Ph.D.

Chad R. Trulson, Ph.D.

Justice Research Consultants, LLC



## Executive Summary

Article 2.132-2.134 of the Texas Code of Criminal Procedure (CCP) requires the annual reporting to the local governing body of data collected on motor vehicle stops in which a ticket, citation, or warning was issued and to arrests made as a result of those stops, in addition to data collection and reporting requirements. Article 2.134 of the CCP directs that “a comparative analysis of the information compiled under 2.133” be conducted, with specific attention to the below areas:

1. evaluate and compare the number of motor vehicle stops, within the applicable jurisdiction, of persons who are recognized as racial or ethnic minorities and persons who are not recognized as racial or ethnic minorities;
2. examine the disposition of motor vehicle stops made by officers employed by the agency, categorized according to the race or ethnicity of affected persons, as appropriate, including any searches resulting from stops within the applicable jurisdiction;
3. evaluate and compare the number of searches resulting from motor vehicle stops within the applicable jurisdiction and whether contraband or other evidence was discovered in the course of those searches; and
4. information relating to each complaint filed with the agency alleging that a peace officer employed by the agency has engaged in racial profiling.

The analysis of material and data from the Lancaster Police Department revealed the following:

- **A COMPREHENSIVE REVIEW OF THE LANCASTER POLICE DEPARTMENT’S BIASED BASED POLICING AND RACIAL PROFILING POLICY SHOWS THAT THE LANCASTER POLICE DEPARTMENT IS FULLY IN COMPLIANCE WITH ARTICLE 2.132 OF THE TEXAS CODE OF CRIMINAL PROCEDURE.**
- **A REVIEW OF THE INFORMATION PRESENTED AND SUPPORTING DOCUMENTATION REVEALS THAT THE LANCASTER POLICE DEPARTMENT IS FULLY IN COMPLIANCE WITH TEXAS LAW ON TRAINING AND EDUCATION REGARDING RACIAL PROFILING.**
- **A REVIEW OF THE DOCUMENTATION PRODUCED BY THE DEPARTMENT IN BOTH PRINT AND ELECTRONIC FORM REVEALS THAT THE DEPARTMENT IS FULLY IN COMPLIANCE WITH APPLICABLE TEXAS LAW ON THE RACIAL PROFILING COMPLAINT PROCESS AND PUBLIC EDUCATION ABOUT THE COMPLAINT PROCESS.**
- **ANALYSIS OF THE DATA REVEALS THAT THE DEPARTMENT IS FULLY IN COMPLIANCE WITH APPLICABLE TEXAS LAW ON THE COLLECTION OF RACIAL PROFILING DATA.**
- **THE LANCASTER POLICE DEPARTMENT IS FULLY IN COMPLIANCE WITH APPLICABLE TEXAS LAW CONCERNING THE REPORTING OF INFORMATION TO TCOLE.**
- **THE LANCASTER POLICE DEPARTMENT IS FULLY IN COMPLIANCE WITH APPLICABLE TEXAS LAW REGARDING CCP ARTICLES 2.132-2.134.**

## **Introduction**

This report details an analysis of the Lancaster Police Department's policies, training, and statistical information on racial profiling for the year 2022. This report has been prepared to specifically comply with Article 2.132, 2.133, and 2.134 of the Texas Code of Criminal Procedure (CCP) regarding the compilation and analysis of traffic stop data. Specifically, the analysis will address Articles 2.131 – 2.134 of the CCP and make a determination of the level of compliance with those articles by the Lancaster Police Department in 2022. The full copies of the applicable laws pertaining to this report are contained in Appendix A.

This report is divided into six sections: (1) Lancaster Police Department's policy on racial profiling; (2) Lancaster Police Department's training and education on racial profiling; (3) Lancaster Police Department's complaint process and public education on racial profiling; (4) analysis of Lancaster Police Department's traffic stop data; (5) additional traffic stop data to be reported to TCOLE; and (6) Lancaster Police Department's compliance with applicable laws on racial profiling.

For the purposes of this report and analysis, the following definition of racial profiling is used: racial profiling means a law enforcement-initiated action based on an individual's race, ethnicity, or national origin rather than on the individual's behavior or on information identifying the individual as having engaged in criminal activity (Texas CCP Article 3.05).

## **Lancaster Police Department Policy on Racial Profiling**

A review of Lancaster Police Department's "Biased Based Policing and Racial Profiling" policy 2.01.1 revealed that the department has adopted policies in compliance with Article 2.132 of the Texas CCP (see Appendix B). There are seven specific requirements mandated by Article 2.132 that a law enforcement agency must address. All seven are clearly covered in Lancaster's racial profiling policy. Lancaster Police Department policies provide clear direction that any form of racial profiling is prohibited and that officers found engaging in inappropriate profiling may be disciplined up to and including termination. The policies also provide a very clear statement of the agency's philosophy regarding equal treatment of all persons regardless of race, ethnicity, or national origin. Appendix C lists the applicable statute and corresponding Lancaster Police Department regulation.

***A COMPREHENSIVE REVIEW OF LANCASTER POLICE DEPARTMENT'S BIASED BASED POLICING AND RACIAL PROFILING POLICY SHOWS THAT THE LANCASTER POLICE DEPARTMENT IS FULLY IN COMPLIANCE WITH ARTICLE 2.132 OF THE TEXAS CODE OF CRIMINAL PROCEDURE.***

## **Lancaster Police Department Training and Education on Racial Profiling**

Texas Occupation Code § 1701.253 and § 1701.402 require that curriculum be established and training certificates issued on racial profiling for all Texas peace officers. Information provided by Lancaster Police Department reveals that racial profiling training and certification is current for all officers. Racial profiling training is specifically covered in Lancaster's Biased Based Profiling policy Section 4F.

***A REVIEW OF THE INFORMATION PRESENTED AND SUPPORTING DOCUMENTATION REVEALS THAT THE LANCASTER POLICE DEPARTMENT IS FULLY IN COMPLIANCE WITH TEXAS LAW ON TRAINING AND EDUCATION REGARDING RACIAL PROFILING.***

## **Lancaster Police Department Complaint Process and Public Education on Racial Profiling**

Article 2.132 §(b)3-4 of the Texas Code of Criminal Procedure requires that law enforcement agencies implement a complaint process on racial profiling and that the agency provide public education on the complaint process. Lancaster Police Department's Biased Based Profiling policy Section 4D covers this requirement. Additionally, the Lancaster Police Department has a website for citizen complaints (<http://lancaster-tx.com/813/Compliment-or-Complaint>) which includes an email contact that goes directly to Internal Affairs. On the website are easily accessible links to a commendation and complaint form, including "A Citizens Guide to the Commendation and Complaint Process." Moreover, information on how to file a complaint is printed directly on each ticket.

***A REVIEW OF THE DOCUMENTATION PRODUCED BY THE DEPARTMENT REVEALS THAT THE DEPARTMENT IS FULLY IN COMPLIANCE WITH APPLICABLE TEXAS LAW ON THE RACIAL PROFILING COMPLAINT PROCESS AND PUBLIC EDUCATION ABOUT THE COMPLAINT PROCESS.***

## **Lancaster Police Department Statistical Data on Racial Profiling**

Article 2.132(b) 6 and Article 2.133 requires that law enforcement agencies collect statistical information on motor vehicle stops in which a ticket, citation, or warning was issued and to arrests made as a result of those stops, in addition to other information noted previously. Lancaster Police Department submitted statistical information on all motor vehicle stops in 2022 and accompanying information on the race/ethnicity of the person stopped. Accompanying this data was the relevant information required to be collected and reported by law.

***ANALYSIS OF THE DATA REVEALS THAT THE DEPARTMENT IS FULLY IN COMPLIANCE WITH APPLICABLE TEXAS LAW ON THE COLLECTION OF RACIAL PROFILING DATA.***

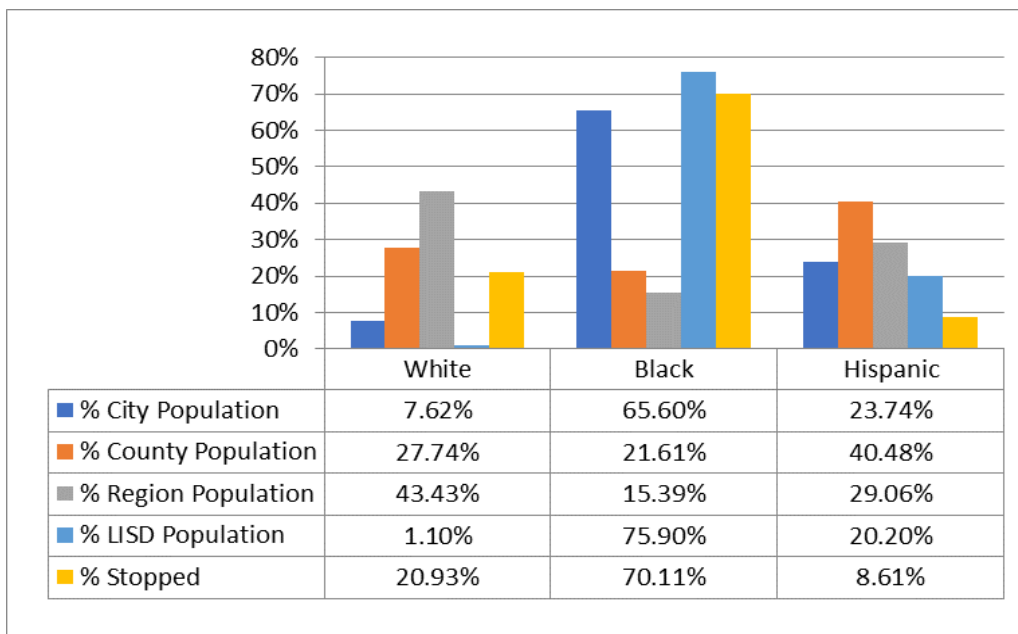
## **Analysis of the Data**

### Comparative Analysis #1:

*Evaluate and compare the number of motor vehicle stops, within the applicable jurisdiction, of persons who are recognized as racial or ethnic minorities and persons who are not recognized as racial or ethnic minorities. Texas Code of Criminal Procedure Article 2.134(c)(1)(A)*

The first chart depicts the percentages of people stopped by race/ethnicity among the total 11,527 motor vehicle stops in which a ticket, citation, or warning was issued, including arrests made, in 2022.<sup>1</sup>

**Chart 1: Percentage of Motor Vehicle Stops in Comparison to Benchmarks**



*White drivers* constituted 20.93 percent of all drivers stopped, whereas Whites constitute 7.62 percent of the city population, 27.74 percent of the county population, 43.43 percent of the region population, and 1.10 percent of the Lancaster Independent School District (LISD) population.<sup>2</sup>

*Black drivers* constituted 70.11 percent of all drivers stopped, whereas Blacks constitute 65.60 percent of the city population, 21.61 percent of the county population, 15.39 percent of the region population, and 75.90 percent of the LISD population.

*Hispanic drivers* constituted 8.61 percent of all drivers stopped, whereas Hispanics constitute 23.74 percent of the city population, 40.48 percent of the county population, 29.06 percent of the region population, and 20.20 percent of the LISD population.<sup>3</sup>

<sup>1</sup>City and County and Regional populations were derived from 2020 Decennial Census Redistricting Data (DEC) of the U.S. Census Bureau. Region is defined as the 16 county Dallas-Ft. Worth Area including the following counties: Collin, Dallas, Denton, Ellis, Erath, Hood, Hunt, Johnson, Kaufman, Navarro, Palo Pinto, Parker, Rockwall, Somervell, Tarrant, and Wise. City and County populations by gender noted later in this report are based on 2019 American Community Survey estimates.

<sup>2</sup> Data on the racial make-up of LISD were obtained from the most recent information from the Texas Tribune: <https://schools.texastribune.org/districts/lancaster-isd/>.

<sup>3</sup> There were a total of 30 stops of drivers of Asian/Pacific Islander descent and 9 stops of drivers of Alaska Native/American Indian descent. These motor vehicle stops were not charted due to the small number of stops relative to the population in Lancaster and relative to the total number of motor vehicle stops among all drivers (11,527).

The chart shows that White drivers are stopped at rates lower than the percentage of Whites found in the county and regional populations, but higher than the percentage of Whites in the city and LISD populations. Black drivers are stopped at rates higher than the percentage of Blacks found in the city, county, and regional populations, but lower than the percentage of Blacks in the LISD population. Hispanic drivers are stopped at rates lower than the percentage of Hispanics found in the city, county, regional, and LISD populations.

### **Methodological Issues**

*Upon examination of the data, it is important to note that differences in overall stop rates of a particular racial or ethnic group, compared to that racial or ethnic group's proportion of the population, cannot be used to make determinations that officers have or have not racially profiled any given individual motorist. Claims asserting racial profiling of an individual motorist from the aggregate data utilized in this report are erroneous.*

For example, concluding that a particular driver of a specific race/ethnicity was racially profiled simply because members of that particular racial/ethnic group as a whole were stopped at a higher rate than their proportion of the population—are as erroneous as claims that a particular driver of a specific race/ethnicity could NOT have been racially profiled simply because the percentage of stops among members of a particular racial/ethnic group as a whole were stopped at a lower frequency than that group's proportion of the particular population base (e.g., city or county population). In short, aggregate data as required by law and presented in this report cannot be used to prove or disprove that a member of a particular racial/ethnic group was racially profiled. Next, we discuss the reasons why using aggregate data—as currently required by the state racial profiling law—are inappropriate to use in making claims that any individual motorist was racially profiled.

#### Issue #1: Using Group-Level Data to Explain Individual Officer Decisions

The law dictates that police agencies compile aggregate-level data regarding the *rates* at which agencies *collectively* stop motorists in terms of their race/ethnicity. These aggregated data are to be subsequently analyzed in order to determine whether or not *individual* officers are “racially profiling” motorists. This methodological error, commonly referred to as the “ecological fallacy,” defines the dangers involved in making assertions about individual officer decisions based on the examination of aggregate stop data. **In short, one cannot prove that an individual officer has racially profiled any individual motorist based on the rate at which a department stops any given group of motorists.** In sum, aggregate level data cannot be used to assess individual officer decisions, but the state racial profiling law requires this assessment.

#### Issue #2: Problems Associated with Population Base-Rates

There has been considerable debate as to what the most appropriate population “base-rate” is in determining whether or not racial/ethnic disparities exist. The base-rate serves as the benchmark for comparison purposes. The outcome of analyses designed to determine whether or not disparities exist is dependent on which base-rate is used. While this report utilized the most recent 2020 Census as a population base-rate for the city, county, and region, this population measure can become quickly outdated, can be inaccurate, and may not keep pace with changes experienced in city and county and regional population measures. Utilizing a different base rate

can make differences regarding whether disproportionality exists or not. Even then, as noted above, disproportionality in the rate of stops among different racial/ethnic groups does not automatically equate to a finding of racial profiling.

In addition, the validity of the benchmark base-rate becomes even more problematic if analyses fail to distinguish between residents and non-residents who are stopped. This is because the existence of significant proportions of non-resident stops will lead to invalid conclusions if racial/ethnic comparisons are made exclusively to resident population figures. **In sum, a valid measure of the driving population does not exist. As a proxy, census data is used which is problematic as an indicator of the driving population.** In addition, stopped motorists who are not residents of the city, county, or region where the motor vehicle stop occurred are not included in the benchmark base-rate.

### Issue #3: Officers Do Not Know the Race/Ethnicity of the Motorist Prior to the Stop

As illustrated in Table 3 near the end of this report, of the 11,527 motor vehicle stops in 2022, the officer knew the race/ethnicity of the motorist prior to the stop in 2.62% of the stops (302/11,527). This percentage is consistent across law enforcement agencies throughout Texas. An analysis of all annual racial profiling reports submitted to the Texas Commission on Law Enforcement, as required by the Texas racial profiling law, found that in 2.9% of the traffic stops in Texas, the officer knew the race/ethnicity of the motorist prior to the stop.<sup>4</sup> The analysis included 1,186 Texas law enforcement agencies and more than 3.25 million traffic stops.

As noted, the legal definition of racial profiling in the Texas Code of Criminal Procedure Article 3.05 is “a law enforcement-initiated action based on an individual's race, ethnicity, or national origin rather than on the individual's behavior or on information identifying the individual as having engaged in criminal activity.”

Almost always, Lancaster PD officers do not know the race/ethnicity of the motorist prior to the stop. This factor further invalidates any conclusions drawn from the stop data presented in Chart 1. If an officer does not know the race/ethnicity of the motorist prior to the stop, then the officer cannot, by legal definition, be racial profiling. Racial profiling is a law-enforcement action based on the race/ethnicity of an individual. If the officer does not know the person's race/ethnicity before the action (in this case, stopping a vehicle), then racial profiling cannot occur.

Based on this factor, post-stop outcomes are more relevant for a racial profiling assessment, as presented later in this report, in comparison to initial motor vehicle stop data disaggregated by race/ethnicity. Once the officer has contacted the motorist after the stop, the officer has identified the person's race/ethnicity and all subsequent actions are more relevant to a racial profiling assessment than the initial stop data.

In short, the methodological problems outlined above point to the limited utility of using aggregate level comparisons of the rates at which different racial/ethnic groups are stopped in order to determine whether or not racial profiling exists within a given jurisdiction.

---

<sup>4</sup> Winkler, Jordan M. (2016). *Racial Disparity in Traffic Stops: An Analysis of Racial Profiling Data in Texas*. Master's Thesis. University of North Texas.



Table 1 reports the summaries for the total number of motor vehicle stops in which a ticket, citation, or warning was issued, and to arrests made as a result of those stops, by the Lancaster Police Department in 2022. Table 1 and associated analyses are utilized to satisfy the comparative analyses as required by Texas law, and in specific, Article 2.134 of the CCP.

Comparative Analysis #2:

*Examine the disposition of motor vehicle stops made by officers employed by the agency, categorized according to the race or ethnicity of affected persons, as appropriate, including any searches resulting from stops within the applicable jurisdiction. Texas Code of Criminal Procedure Article 2.134(c)(1)(B)*

As shown in Table 1, there were a total of 11,527 motor vehicle stops in 2022 in which a ticket, citation, or warning was issued. The table also shows arrests made as a result of those stops. Roughly 69 percent of stops resulted in a verbal warning (7,935/11,527) and roughly 25 percent resulted in a citation (2,916/11,527). These two actions accounted for roughly 94 percent of all result of stops actions and will be discussed in more detail below.

Specific to **verbal warnings**, White motorists received a verbal warning in roughly 71 percent of stops involving White motorists (1,721/2,413), Black motorists received a verbal warning in roughly 70 percent of stops of Black motorists, and Hispanic motorists received a verbal warning in roughly 56 percent of stops of Hispanic motorists.

Specific to **citations**, White motorists received a citation in roughly 23 percent of stops involving White motorists (560/2,413), Black motorists received a citation in roughly 24 percent of stops of Black motorists, and Hispanic motorists received a citation in roughly 40 percent of stops of Hispanic motorists.

Finally, of the 11,527 total stops, 617 **arrests** were made [written warning and arrest (1), citation and arrest (132), and arrest only (484)], and this accounts for roughly 5 percent of all stops. White motorists were arrested in roughly 5 percent of stops involving White motorists (122/2,413), Black motorists were arrested in roughly 6 percent of stops involving Black motorists, and Hispanic motorists were arrested in roughly 4 percent of stops involving Hispanic motorists. As illustrated in Table 1, most arrests were based on an **outstanding warrant** (68.7%; 424/617) or a **violation of the penal code** (26.3%; 162/617).

Finally, as presented in Table 1, **physical force resulting in bodily injury** occurred in 6 of the 11,527 stops in 2022.

**Table 1: Traffic Stops and Outcomes by Race/Ethnicity**

Stop Table	White	Black	Hispanic /Latino	Asian /Pacific Islander	Alaska Native /American Indian	Total
Number of Stops	2,413	8,082	993	30	9	11,527
<b>Gender</b>						
Female	803	3,344	302	5	4	4,458
Male	1,610	4,738	691	25	5	7,069
<b>Reason for Stop</b>						
Violation of Law	167	544	40	2	0	753
Preexisting Knowledge	55	334	29	0	0	418
Moving Traffic Violation	1,075	3,350	509	12	5	4,951
Vehicle Traffic Violation	1,116	3,854	415	16	4	5,405
<b>Result of Stop</b>						
Verbal Warning	1,721	5,638	552	17	7	7,935
Written Warning	10	45	4	0	0	59
Citation	560	1,943	399	12	2	2,916
Written Warning and Arrest	0	1	0	0	0	1
Citation and Arrest	22	103	7	0	0	132
Arrest	100	352	31	1	0	484
<b>Arrest Based On</b>						
Violation of Penal Code	40	105	16	1	0	162
Violation of Traffic Law	8	14	9	0	0	31
Violation of City Ordinance	0	0	0	0	0	0
Outstanding Warrant	74	337	13	0	0	424
<b>Physical Force Resulting in Bodily Injury Used?</b>						
No	2,411	8,079	992	30	9	11,521
Yes	2	3	1	0	0	6

**Comparative Analysis #3:**

*Evaluate and compare the number of searches resulting from motor vehicle stops within the applicable jurisdiction and whether contraband or other evidence was discovered in the course of those searches. Texas Code of Criminal Procedure Article 2.134(c)(1)(C)*

In 2022, a total of 973 **searches** of motorists were conducted, or roughly 8 percent of all stops resulted in a search (973/11,527). Among searches within each racial/ethnic group, White motorists were searched in roughly 8 percent of all stops of White motorists (195/2,413), Black motorists were searched in roughly 9 percent of all stops of Black motorists, and Hispanic motorists were searched in roughly 8 percent of all stops of Hispanic motorists.

As illustrated in Table 2, the most common reason for a search was probable cause (47.0%; 457/973). Among **probable cause searches** within each racial/ethnic group, White motorists were searched based on probable cause in roughly 35 percent of all searches of White motorists (68/195), Black motorists were searched based on probable cause in roughly 52 percent of all searches of Black motorists, and Hispanic motorists were searched based on probable cause in roughly 31 percent of all searches of Hispanic motorists.

Regarding searches, it should be further noted that only 116 out of 973 searches (see Table 2), or roughly 12 percent of all searches, were based on consent, which are regarded as discretionary as opposed to non-discretionary searches. Relative to the total number of stops (11,527), discretionary **consent searches** occurred in 1.01 percent of stops.

Among **consent searches** within each racial/ethnic group, White motorists were searched based on consent in roughly 27 percent of all searches of White motorists (52/195), Black motorists were searched based on consent in roughly 8 percent of all searches of Black motorists, and Hispanic motorists were searched based on consent in roughly 13 percent of all searches of Hispanic motorists (10 consent searches out of 78 total searches of Hispanic motorists).

Of the searches that occurred in 2022, and as shown in Table 2, **contraband** was discovered in 264 or roughly 27 percent of all searches (264/973 total searches). The majority of the time contraband was found during a search, it was drugs. Finally, as illustrated in Table 2, when contraband was discovered, motorists were arrested roughly 43% of the time (114/264).

**Table 2: Search Outcomes by Race/Ethnicity**

Search Table	White	Black	Hispanic /Latino	Asian /Pacific Islander	Alaska Native /American Indian	Total
<b>Search Conducted</b>						
Yes	195	697	78	2	1	973
No	2,218	7,385	915	28	8	10,554
<b>Reason for Search</b>						
Consent	52	54	10	0	0	116
Contraband in Plain View	10	34	5	0	0	49
Probable Cause	68	363	24	2	0	457
Inventory	44	143	29	0	1	217
Incident to Arrest	21	103	10	0	0	134
<b>Was Contraband Discovered</b>						
Yes	60	184	18	2	0	264
No	135	513	60	0	1	709
<b>Description of Contraband</b>						
Drugs	53	149	15	2	0	219
Weapons	2	19	2	0	0	23
Currency	0	0	0	0	0	0
Alcohol	0	2	1	0	0	3
Stolen Property	2	2	0	0	0	4
Other	3	12	0	0	0	15
<b>Did Discovery of Contraband Result in Arrest?</b>						
Yes	31	72	10	1	0	114
No	29	112	8	1	0	150

**Comparative Analysis #4:**

*Information relating to each complaint filed with the agency alleging that a peace officer employed by the agency has engaged in racial profiling. Texas Code of Criminal Procedure Article 2.134(c)(2)*

In 2022, internal records indicate that the Lancaster Police Department received 4 complaints alleging that a peace officer employed by the agency engaged in racial profiling. Upon investigation, the complaints did not result in disciplinary action.

### Additional Analysis:

*Statistical analysis of motor vehicle stops relative to the gender population of the agency's reporting area.* This analysis is presented in the report based on a December 2020 email sent from TCOLE to law enforcement executives in Texas.

In 2022, 11,527 motor vehicle stops were made by the Lancaster Police Department. Of these stops, 4,458 or roughly 39 percent were female drivers (4,458/11,527), and roughly 61 percent were male drivers (see Table 1).

According to 2019 American Community Survey (ACS) city and county population estimates of the U.S. Census Bureau, the City of Lancaster was composed of 53.7 percent females and 46.3 percent males. County population 2019 ACS estimates indicate that females accounted for 50.7 percent of the county population and males accounted for 49.3 percent of the county population.

Overall, in 2022, males were stopped at rates higher than their proportion of the city and county populations.

### **Additional Information Required to be Reported to TCOLE**

Table 3 below provides additional information relative to motor vehicle stops in 2022 by the Lancaster Police Department. The data are required to be collected by the Lancaster Police Department under the Texas Code of Criminal Procedure Article 2.133.

As previously noted, the Lancaster Police Department received 4 complaints alleging that a peace officer employed by the agency engaged in racial profiling. Upon investigation, the complaints did not result in disciplinary action. Furthermore, as previously discussed, of the 11,527 vehicle stops in 2022, the officer knew the race/ethnicity of the motorist prior to the stop in 2.62% of the stops (302/11,527).

**Table 3: Additional Information**

Additional Information	Total
<b>Was Race/Ethnicity Known Prior to Stop</b>	
Yes	302
No	11,225
<b>Approximate Location of Stop</b>	
City Street	9,220
US Highway	1,272
County Road	3
State Highway	1,029
Private Property/Other	3
<b>Number of Complaints of Racial Profiling</b>	<b>4</b>
Resulted in Disciplinary Action	0
Did Not Result in Disciplinary Action	4

## **Analysis of Racial Profiling Compliance by Lancaster Police Department**

The foregoing analysis shows that the Lancaster Police Department is fully in compliance with all relevant Texas laws concerning racial profiling, including the existence of a formal policy prohibiting racial profiling by its officers, officer training and educational programs, a formalized complaint process, and the collection of data in compliance with the law.

In addition to providing summary reports and analysis of the data collected by the Lancaster Police Department in 2022, this report also included an extensive presentation of some of the limitations involved in the level of data collection currently required by law and the methodological problems associated with analyzing such data for the Lancaster Police Department as well as police agencies across Texas.

# **Appendix A**

## **Racial Profiling Statutes and Laws**

## **Texas Racial Profiling Statutes**

### **Art. 3.05. RACIAL PROFILING.**

In this code, "racial profiling" means a law enforcement-initiated action based on an individual's race, ethnicity, or national origin rather than on the individual's behavior or on information identifying the individual as having engaged in criminal activity.

Added by Acts 2001, 77th Leg., ch. 947, Sec. 2, eff. Sept. 1, 2001.

### **Art. 2.131. RACIAL PROFILING PROHIBITED.**

A peace officer may not engage in racial profiling.

Added by Acts 2001, 77th Leg., ch. 947, Sec. 1, eff. Sept. 1, 2001.

### **Art. 2.132. LAW ENFORCEMENT POLICY ON RACIAL PROFILING.**

(a) In this article:

(1) "Law enforcement agency" means an agency of the state, or of a county, municipality, or other political subdivision of the state, that employs peace officers who make motor vehicle stops in the routine performance of the officers' official duties.

(2) "Motor vehicle stop" means an occasion in which a peace officer stops a motor vehicle for an alleged violation of a law or ordinance.

(3) "Race or ethnicity" means the following categories:

- (A) Alaska native or American Indian;
- (B) Asian or Pacific Islander;
- (C) black;
- (D) white; and
- (E) Hispanic or Latino.

(b) Each law enforcement agency in this state shall adopt a detailed written policy on racial profiling. The policy must:

- (1) clearly define acts constituting racial profiling;
- (2) strictly prohibit peace officers employed by the agency from engaging in racial profiling;



(3) implement a process by which an individual may file a complaint with the agency if the individual believes that a peace officer employed by the agency has engaged in racial profiling with respect to the individual;

(4) provide public education relating to the agency's compliment and complaint process, including providing the telephone number, mailing address, and e-mail address to make a compliment or complaint with respect to each ticket, citation, or warning issued by a peace officer;

(5) require appropriate corrective action to be taken against a peace officer employed by the agency who, after an investigation, is shown to have engaged in racial profiling in violation of the agency's policy adopted under this article;

(6) require collection of information relating to motor vehicle stops in which a ticket, citation, or warning is issued and to arrests made as a result of those stops, including information relating to:

(A) the race or ethnicity of the individual detained;

(B) whether a search was conducted and, if so, whether the individual detained consented to the search;

(C) whether the peace officer knew the race or ethnicity of the individual detained before detaining that individual;

(D) whether the peace officer used physical force that resulted in bodily injury, as that term is defined by Section 1.07, Penal Code, during the stop;

(E) the location of the stop; and

(F) the reason for the stop; and

(7) require the chief administrator of the agency, regardless of whether the administrator is elected, employed, or appointed, to submit an annual report of the information collected under Subdivision (6) to:

(A) the Texas Commission on Law Enforcement; and

(B) the governing body of each county or municipality served by the agency, if the agency is an agency of a county, municipality, or other political subdivision of the state.

(c) The data collected as a result of the reporting requirements of this article shall not constitute prima facie evidence of racial profiling.

(d) On adoption of a policy under Subsection (b), a law enforcement agency shall examine the feasibility of installing video camera and transmitter-activated equipment in each agency law enforcement motor vehicle regularly used to make motor vehicle stops and transmitter-activated equipment in each agency law enforcement motorcycle regularly used to make motor vehicle stops. The agency also shall examine the feasibility of equipping each peace officer who regularly detains or stops motor vehicles with a body worn camera, as that term is defined by Section 1701.651, Occupations Code. If a law enforcement agency installs video or audio equipment or equips peace officers with body worn cameras as provided by this subsection, the policy adopted by the agency under Subsection (b) must include standards for reviewing video and audio documentation.

(e) A report required under Subsection (b)(7) may not include identifying information about a peace officer who makes a motor vehicle stop or about an individual who is stopped or arrested by a peace officer. This subsection does not affect the collection of information as required by a policy under Subsection (b)(6).

(f) On the commencement of an investigation by a law enforcement agency of a complaint described by Subsection (b)(3) in which a video or audio recording of the occurrence on which the complaint is based was made, the agency shall promptly provide a copy of the recording to the peace officer who is the subject of the complaint on written request by the officer.

(g) On a finding by the Texas Commission on Law Enforcement that the chief administrator of a law enforcement agency intentionally failed to submit a report required under Subsection (b)(7), the commission shall begin disciplinary procedures against the chief administrator.

(h) A law enforcement agency shall review the data collected under Subsection (b)(6) to identify any improvements the agency could make in its practices and policies regarding motor vehicle stops.

Added by Acts 2001, 77th Leg., ch. 947, Sec. 1, eff. Sept. 1, 2001.

Amended by:

Acts 2009, 81st Leg., R.S., Ch. 1172 (H.B. 3389), Sec. 25, eff. September 1, 2009.

Acts 2013, 83rd Leg., R.S., Ch. 93 (S.B. 686), Sec. 2.05, eff. May 18, 2013.

Acts 2017, 85th Leg., R.S., Ch. 173 (H.B. 3051), Sec. 1, eff. September 1, 2017.

Acts 2017, 85th Leg., R.S., Ch. 950 (S.B. 1849), Sec. 5.01, eff. September 1, 2017.

**Art. 2.133. REPORTS REQUIRED FOR MOTOR VEHICLE STOPS.**

(a) In this article, "race or ethnicity" has the meaning assigned by Article 2.132(a).

(b) A peace officer who stops a motor vehicle for an alleged violation of a law or ordinance shall report to the law enforcement agency that employs the officer information relating to the stop, including:

(1) a physical description of any person operating the motor vehicle who is detained as a result of the stop, including:

(A) the person's gender; and

(B) the person's race or ethnicity, as stated by the person or, if the person does not state the person's race or ethnicity, as determined by the officer to the best of the officer's ability;

(2) the initial reason for the stop;

(3) whether the officer conducted a search as a result of the stop and, if so, whether the person detained consented to the search;

(4) whether any contraband or other evidence was discovered in the course of the search and a description of the contraband or evidence;

(5) the reason for the search, including whether:

(A) any contraband or other evidence was in plain view;

(B) any probable cause or reasonable suspicion existed to perform the search; or

(C) the search was performed as a result of the towing of the motor vehicle or the arrest of any person in the motor vehicle;

(6) whether the officer made an arrest as a result of the stop or the search, including a statement of whether the arrest was based on a violation of the Penal Code, a violation of a traffic law or ordinance, or an outstanding warrant and a statement of the offense charged;

(7) the street address or approximate location of the stop;

(8) whether the officer issued a verbal or written warning or a ticket or citation as a result of the stop; and

(9) whether the officer used physical force that resulted in bodily injury, as that term is defined by Section 1.07, Penal Code, during the stop.

(c) The chief administrator of a law enforcement agency, regardless of whether the administrator is elected, employed, or appointed, is responsible for auditing reports under Subsection (b) to ensure that the race or ethnicity of the person operating the motor vehicle is being reported.

Added by Acts 2001, 77th Leg., ch. 947, Sec. 1, eff. Sept. 1, 2001.

Amended by:

Acts 2009, 81st Leg., R.S., Ch. 1172 (H.B. 3389), Sec. 26, eff. September 1, 2009.

Acts 2017, 85th Leg., R.S., Ch. 950 (S.B. 1849), Sec. 5.02, eff. September 1, 2017.

**Art. 2.134. COMPILATION AND ANALYSIS OF INFORMATION COLLECTED.**

(a) In this article:

(1) "Motor vehicle stop" has the meaning assigned by Article 2.132(a).

(2) "Race or ethnicity" has the meaning assigned by Article 2.132(a).

(b) A law enforcement agency shall compile and analyze the information contained in each report received by the agency under Article 2.133. Not later than March 1 of each year, each law enforcement agency shall submit a report containing the incident-based data compiled during the previous calendar year to the Texas Commission on Law Enforcement and, if the law enforcement agency is a local law enforcement agency, to the governing body of each county or municipality served by the agency.

(c) A report required under Subsection (b) must be submitted by the chief administrator of the law enforcement agency, regardless of whether the administrator is elected, employed, or appointed, and must include:

(1) a comparative analysis of the information compiled under Article 2.133 to:

(A) evaluate and compare the number of motor vehicle stops, within the applicable jurisdiction, of persons who are recognized as racial or ethnic minorities and persons who are not recognized as racial or ethnic minorities;

(B) examine the disposition of motor vehicle stops made by officers employed by the agency,

categorized according to the race or ethnicity of the affected persons, as appropriate, including any searches resulting from stops within the applicable jurisdiction; and

(C) evaluate and compare the number of searches resulting from motor vehicle stops within the applicable jurisdiction and whether contraband or other evidence was discovered in the course of those searches; and

(2) information relating to each complaint filed with the agency alleging that a peace officer employed by the agency has engaged in racial profiling.

(d) A report required under Subsection (b) may not include identifying information about a peace officer who makes a motor vehicle stop or about an individual who is stopped or arrested by a peace officer. This subsection does not affect the reporting of information required under Article 2.133(b)(1).

(e) The Texas Commission on Law Enforcement, in accordance with Section 1701.162, Occupations Code, shall develop guidelines for compiling and reporting information as required by this article.

(f) The data collected as a result of the reporting requirements of this article shall not constitute prima facie evidence of racial profiling.

(g) On a finding by the Texas Commission on Law Enforcement that the chief administrator of a law enforcement agency intentionally failed to submit a report required under Subsection (b), the commission shall begin disciplinary procedures against the chief administrator.

Added by Acts 2001, 77th Leg., ch. 947, Sec. 1, eff. Sept. 1, 2001.

Amended by:

Acts 2009, 81st Leg., R.S., Ch. 1172 (H.B. 3389), Sec. 27, eff. September 1, 2009.

Acts 2013, 83rd Leg., R.S., Ch. 93 (S.B. 686), Sec. 2.06, eff. May 18, 2013.

Acts 2017, 85th Leg., R.S., Ch. 950 (S.B. 1849), Sec. 5.03, eff. September 1, 2017.

#### **Art. 2.136. LIABILITY.**

A peace officer is not liable for damages arising from an act relating to the collection or reporting of information as required by Article 2.133 or under a policy adopted under Article 2.132.

Added by Acts 2001, 77th Leg., ch. 947, Sec. 1, eff. Sept. 1, 2001.

**Art. 2.137. PROVISION OF FUNDING OR EQUIPMENT.**

(a) The Department of Public Safety shall adopt rules for providing funds or video and audio equipment to law enforcement agencies for the purpose of installing video and audio equipment in law enforcement motor vehicles and motorcycles or equipping peace officers with body worn cameras, including specifying criteria to prioritize funding or equipment provided to law enforcement agencies. The criteria may include consideration of tax effort, financial hardship, available revenue, and budget surpluses. The criteria must give priority to:

- (1) law enforcement agencies that employ peace officers whose primary duty is traffic enforcement;
- (2) smaller jurisdictions; and
- (3) municipal and county law enforcement agencies.

(b) The Department of Public Safety shall collaborate with an institution of higher education to identify law enforcement agencies that need funds or video and audio equipment for the purpose of installing video and audio equipment in law enforcement motor vehicles and motorcycles or equipping peace officers with body worn cameras. The collaboration may include the use of a survey to assist in developing criteria to prioritize funding or equipment provided to law enforcement agencies.

(c) To receive funds or video and audio equipment from the state for the purpose of installing video and audio equipment in law enforcement motor vehicles and motorcycles or equipping peace officers with body worn cameras, the governing body of a county or municipality, in conjunction with the law enforcement agency serving the county or municipality, shall certify to the Department of Public Safety that the law enforcement agency needs funds or video and audio equipment for that purpose.

(d) On receipt of funds or video and audio equipment from the state for the purpose of installing video and audio equipment in law enforcement motor vehicles and motorcycles or equipping peace officers with body worn cameras, the governing body of a county or municipality, in conjunction with the law enforcement agency serving the county or municipality, shall certify to the Department of Public Safety that the law enforcement agency has taken the necessary actions to use and is using video and audio equipment and body worn cameras for those purposes.

Added by Acts 2001, 77th Leg., ch. 947, Sec. 1, eff. Sept. 1, 2001.

Amended by:

Acts 2017, 85th Leg., R.S., Ch. 950 (S.B. 1849), Sec. 5.04, eff. September 1, 2017.

**Art. 2.138. RULES.**

The Department of Public Safety may adopt rules to implement Articles 2.131-2.137.

Added by Acts 2001, 77th Leg., ch. 947, Sec. 1, eff. Sept. 1, 2001.

**Art. 2.1385. CIVIL PENALTY.**

(a) If the chief administrator of a local law enforcement agency intentionally fails to submit the incident-based data as required by Article 2.134, the agency is liable to the state for a civil penalty in an amount not to exceed \$5,000 for each violation. The attorney general may sue to collect a civil penalty under this subsection.

(b) From money appropriated to the agency for the administration of the agency, the executive director of a state law enforcement agency that intentionally fails to submit the incident-based data as required by Article 2.134 shall remit to the comptroller the amount of \$1,000 for each violation.

(c) Money collected under this article shall be deposited in the state treasury to the credit of the general revenue fund.

Added by Acts 2009, 81st Leg., R.S., Ch. 1172 (H.B. 3389), Sec. 29, eff. September 1, 2009.

Amended by:


Acts 2017, 85th Leg., R.S., Ch. 950 (S.B. 1849), Sec. 5.05, eff. September 1, 2017.

# **Appendix B**

## **Agency Policy**



# LANCASTER, POLICE DEPARTMENT GENERAL ORDERS MANUAL

<b>Effective Date</b> August 26, 2015		<b>Amended Date</b> April 3, 2019		<b>Directive</b> 2.01.1	
<b>Subject</b> Biased Based Policing and Racial Profiling					
<b>Reference</b>			<b>Approved</b>  <div style="text-align: center;">Chief of Police</div>		
<b>Distribution</b> All Personnel City Manager City Attorney		<b>TPCA Best Practices Recognition Program Reference</b>  2.01		<b>Review Date</b>  April 3, 2019	
				<b>Pages</b> 8	

This Operations Directive is for internal use only and does not enhance an officer's civil or criminal liability in any way. It should not be construed as a creation of a higher standard of safety or care in an evidentiary sense, with respect to third party claims. Violations of this Operations Directive, if proven, may only form the basis for a complaint by this Department, and only in a non-judicial administrative setting.

## SECTION 1 PURPOSE

The purpose of this policy is to reaffirm the Lancaster Police Department's commitment to unbiased policing in all of its encounters between officers and any person; to reinforce procedurally just ways that serve to ensure public confidence and mutual trust through the provision of services in a fair and equitable fashion; and to protect our officers from unwarranted accusations of misconduct when they act within the dictate of departmental policy and the law.

## SECTION 2 POLICY

- A. It is the policy of the department to protect the constitutional rights of all persons. Allegations of racial profiling or discriminatory practices, real or perceived, are detrimental to the relationship between police and the communities they protect and serve because they strike at the basic foundation of public trust. This trust is essential to effective community-based policing. Racial profiling is considered misuse of valuable police resources; such improper methods violate the civil rights of members of the public and may lead to increased exposure to liability for the officer and the department. The department does not endorse, train, teach, support, or condone any type of bias, stereotyping, or racial profiling by its officers. While recognizing that most officers perform their duties in a professional, ethical, and impartial manner, the department is committed to identifying and eliminating any instances of racial profiling.
- B. It is the policy of the department to:
  1. provide all people within the community fair and impartial police services consistent with procedural justice, constitutional and statutory mandates;
  2. assure the highest standard of integrity and ethics among all our members;
  3. respect the diversity and the lawful cultural practices of all people;
  4. take positive steps to identify, prevent, and eliminate any instances of racial profiling by our members; and

LANCASTER POLICE DEPARTMENT  
GENERAL ORDERS MANUAL

<i>Effective Date</i> August 26, 2015	<i>Amended Date</i> April 3, 2019	<i>Directive</i> 2.01.1
<i>Subject</i> Biased Based Policing and Racial Profiling		

5. continue our commitment to community based policing and problem solving, including vigorous, lawful and nondiscriminatory traffic enforcement that promotes public safety and strengthens public trust, confidence, and awareness
- C. It is the policy of the department to police in a proactive manner and to aggressively investigate suspected violations of law. Officers shall actively enforce local, state and federal laws in a responsible and professional manner without regard to race, gender, ethnicity, or national origin. Officers are strictly prohibited from engaging in racial profiling as defined in this policy. This policy shall be applicable to all persons, whether drivers, passengers, or pedestrians.
- D. Officers, when dealing with the community shall conduct themselves in procedurally just ways, procedurally just behavior is based on four central principles: (1) treating people with dignity and respect, (2) giving individuals "voices" during encounters, (3) being neutral and transparent in decision making and (4) conveying trustworthy motives. These principles lead to relationships in which the community trusts that officers are honest, unbiased, benevolent, and lawful. The community therefore feels obligated to follow the law and the dictates of legal authorities and is more willing to cooperate with and engage those authorities because it believes that it shares a common set of interest and values with the community.

**SECTION 3     DEFINITIONS**

- A. **Bias:** prejudice or partiality based on preconceived ideas, a person's upbringing, culture, experience, or education.
- B. **Biased Policing:** stopping, detaining, searching, or attempting to search, or using force against a person based upon his or her race, ethnic background, gender, sexual orientation, religion, economic status, age, cultural group, or any other identifiable group.
- C. **Ethnicity:** a cluster of characteristics that may include race but also cultural characteristics or traits that are shared by a group with a common experience or history.
- D. **Frisk:** a limited search or patting down of a suspect's outer clothing for the purpose of officer safety. A frisk must be based on reasonable suspicion that the suspect is armed with a deadly weapon, and that if he is not searched and disarmed, harm will come to the officer or another person. A limited search or frisk of an automobile after a valid stop is permissible if the officer has reasonable suspicion the suspect is dangerous and might gain immediate control of a weapon. The search is limited to the areas in which a weapon may be placed or hidden.
- E. **Gender:** unlike sex, a psychological classification based on cultural characteristics or traits.
- F. **Gender Profiling:** is defined as a law enforcement-initiated action based on an individual's gender rather than on the individual's behavior or involvement in criminal activity.
- G. **Procedural Justice:** the way officers and other legal authorities interact with the public and how the characteristics of those interactions shape the public's trust of the police
- H. **Probable Cause:** is defined as more than bare suspicion; it exists when the facts and circumstances within the officer's knowledge and of which they have reasonably trustworthy information are sufficient



LANCASTER POLICE DEPARTMENT  
GENERAL ORDERS MANUAL

<b>Effective Date</b> August 26, 2015	<b>Amended Date</b> April 3, 2019	<b>Directive</b> 2.01.1
<b>Subject</b> Biased Based Policing and Racial Profiling		

in themselves to warrant a person of reasonable caution to believe that an offense has been or is being committed.

- I. **Race:** a category of people of a particular decent, including Caucasian, African, Hispanic, Asian, Middle Eastern, or Native American descent. As distinct from ethnicity, race refers only to physical characteristics sufficiently distinctive to group people under a classification.
- J. **Racial Profiling:** a law enforcement-initiated action based on an individual's race, ethnicity or national origin rather than on the individual's behavior or on information identifying the individual as having engaged in criminal activity. The term is not relevant as it pertains to witnesses, complainants, persons needing assistance, or other citizen contacts.
  1. Examples of racial profiling include, but are not limited to, the following:
    - a. Citing a driver because of the cited driver's race, ethnicity, or national origin; or
    - b. detaining the driver of a vehicle based on the determination that a person of that race, ethnicity, or national origin is unlikely to own or possesses that specific make or model of vehicle; or
    - c. detaining an individual based upon the determination that a person of that race, ethnicity, or national origin does not belong in a specific part of town or a specific place
- K. **Reasonable Suspicion** is defined as specific, articulable facts leading a reasonable police officer to believe that a person has committed, is committing, or may be about to commit a crime. Reasonable suspicion is less than probable cause, but more than a mere hunch. Reasonable grounds for suspicion depend on the circumstances in each case. There must be an objective basis for that suspicion based on facts, information, and/or intelligence.
- L. **Sex:** a biological classification, male or female, based on physical and genetic characteristics.
- M. **Search:** an examination or exploration of an individual's house, premises, vehicle or person to discover stolen property, contraband or other items that may be evidence of a crime.
- N. **Search incident to arrest:** a full search of an arrested person and of the vicinity around him or her. The search is conducted for officer safety and to prevent the destruction of evidence.
- O. **Consent search:** a search permitted by a person with apparent authority to allow the search. To be valid, consent must be voluntary and intelligent, based on a totality of circumstances. Voluntary means that the consent was not forced or coerced. Intelligent means the person giving consent must know what he or she is doing.
- P. **Inventory:** an administrative process by which items of property in an impounded vehicle are listed and secured. An inventory is not a search and should not be used as a substitute for a search. The specific objectives of an inventory are to protect the property of the defendant, to protect the police against any claim of lost property, and to protect police personnel and others from any dangerous instruments.

LANCASTER POLICE DEPARTMENT  
GENERAL ORDERS MANUAL

<b>Effective Date</b> August 26, 2015	<b>Amended Date</b> April 3, 2019	<b>Directive</b> 2.01.1
<b>Subject</b> Biased Based Policing and Racial Profiling		

- Q. **Pedestrian Stop**: an interaction between a peace officer and an individual traveling on foot who is being detained for the purpose of a criminal investigation in which the individual is not under arrest.
- R. **Traffic Stop**: vehicle stops whereas a peace officer stops a motor vehicle for an alleged violation of law or ordinance regulating traffic.

**SECTION 4     PROCEDURES**

**A. GENERAL RESPONSIBILITIES**

1. Officers are prohibited from engaging in racial or bias-based profiling or stopping, detaining, searching, arresting, or taking any enforcement action including seizure or forfeiture activities, against any person based solely on the person's race, ethnic background, gender, sexual orientation, religion, economic status, age, cultural group, or any other identifiable group. These characteristics, however, may form part of reasonable suspicion or probable cause when officers are seeking a suspect with one or more of these attributes.
2. Investigative detentions, traffic stops, arrests, searches, and property seizures by officers will be based on a standard of reasonable suspicion or probable cause in accordance with the Fourth Amendment of the U.S. Constitution. Officers must be able to articulate specific facts and circumstances that support reasonable suspicion or probable cause for investigative detentions, traffic stops, pedestrian stops, arrests, nonconsensual searches, and property seizures. Except as provided in number three (3) below, officers shall not consider race/ethnicity in establishing either reasonable suspicion or probable cause. Similarly, except as provided below, officers shall not consider race/ethnicity in deciding to initiate even those nonconsensual encounters that do not amount to legal detentions or to request consent to search.
3. Officers may take into account the reported race or ethnicity of a specific suspect or suspects based on trustworthy, locally relevant information that links a person or persons of a specific race/ethnicity to a particular unlawful incident(s). Race/ethnicity can never be used as the sole basis for probable cause or reasonable suspicion. Reasonable suspicion or probable cause shall form the basis for any enforcement actions or decisions. Individuals shall be subjected to stops, seizures, or detentions only upon reasonable suspicion that they have committed, are committing, or are about to commit an offense. Officers shall document the elements of reasonable suspicion and probable cause in appropriate reports.
4. Officers shall observe all constitutional safeguards and shall respect the constitutional rights of all persons.
  - a. As traffic stops furnish a primary source of bias-related complaints, officers shall have a firm understanding of the warrantless searches allowed by law, particularly the use of consent. How the officer disengages from a traffic stop may be crucial to a person's perception of fairness or discrimination.
  - b. Officers shall not use the refusal or lack of cooperation to justify a search of the person or vehicle or a prolonged detention once reasonable suspicion has been dispelled.



**LANCASTER POLICE DEPARTMENT  
GENERAL ORDERS MANUAL**

<b>Effective Date</b> <b>August 26, 2015</b>	<b>Amended Date</b> <b>April 3, 2019</b>	<b>Directive</b> <b>2.01.1</b>
<b>Subject</b> <b>Biased Based Policing and Racial Profiling</b>		

5. All personnel shall treat everyone with the same courtesy and respect that they would have others observe to department personnel. To this end, personnel are reminded that the exercise of courtesy and respect engenders a future willingness to cooperate with law enforcement.
  - a. Personnel shall facilitate an individual's access to other governmental services whenever possible, and shall actively provide referrals to other appropriate agencies.
  - b. All personnel shall courteously accept, document, and forward to the Chief of Police any complaints made by an individual against the department. Further, officers shall provide information on the complaint's process and shall give copies of "How to Make a Complaint" when appropriate.
6. When feasible, personnel shall offer explanations of the reasons for enforcement actions or other decisions that bear on the individual's well-being unless the explanation would undermine an investigation or jeopardize an officer's safety.
7. When concluding an encounter, personnel shall thank him or her for cooperating.
8. When feasible, all personnel shall identify themselves by name. When a person requests the information, personnel shall give their departmental identification number, name of the immediate supervisor, or any other reasonable information.
9. All personnel are accountable for their actions. Personnel shall justify their actions when required.

**B. SUPERVISORY RESPONSIBILITIES**

1. Supervisors shall be held accountable for the observance of constitutional safeguards during the performance of their duties. Supervisors shall identify and correct instances of bias in the work of their subordinates.
2. Supervisors shall use the disciplinary mechanisms of the department to ensure compliance with this order and the constitutional requirements of law enforcement.
3. Supervisors shall be mindful that in accounting for the actions and performance of subordinates, supervisors are key to maintaining community trust in law enforcement. Supervisors shall continually reinforce the ethic of impartial enforcement of the laws, and shall ensure that personnel, by their actions, maintain the community's trust in law enforcement.
4. Supervisors are reminded that biased enforcement of the laws engenders not only mistrust of law enforcement, but increases safety risks to personnel. Lack of control over bias also exposes the department to liability consequences.
5. Supervisors shall be held accountable for repeated instances of biased enforcement of their subordinates.
6. Supervisors shall ensure that all enforcement actions are duly documented per departmental policy. Supervisors shall ensure that all reports show adequate documentation of reasonable suspicion and probable cause, if applicable.

**LANCASTER POLICE DEPARTMENT  
GENERAL ORDERS MANUAL**

<b>Effective Date</b> August 26, 2015	<b>Amended Date</b> April 3, 2019	<b>Directive</b> 2.01.1
<b>Subject</b> Biased Based Policing and Racial Profiling		

7. Supervisors shall facilitate the filing of any complaints about law- enforcement service.

**C. DISCIPLINARY CONSEQUENCES**

1. Failure to report any observed or known violations of this policy by any police department employee shall result in corrective action being taken against the employee.
2. Officers found in violation of this policy or who have a sustained racial profiling complaint shall be subject to corrective action which may include, diversity, sensitivity, or other appropriate training, counseling, a written reprimand, suspension from duty with or without pay, indefinite suspension, or other appropriate action as determined by the Chief of Police.

**D. COMPLAINTS**

1. Any person may file a complaint with the department if they believe they have been stopped or searched on the basis of their race, ethnicity, national origin, sexual orientation, religion, economic status, age cultural group, gender or any other identifiable group. No person shall be discouraged, intimidated, or coerced from filing such a complaint, or discriminated against because they have filed such a complaint.
2. A complaint from a citizen regarding racial profiling may be made to any police department supervisor or, if available, to the Office of Professional Responsibility. A complaint from a citizen can be made by writing a letter, calling the police department and requesting a police supervisor to their location (inside the city limits) or by coming to the police station. If, after discussing the complaint with a supervisor the citizen wishes to file a formal complaint they must complete and sign a formal written complaint. All complaints received shall be forwarded in writing through the chain of command to the Chief of Police.
3. In addition to the formal written complaint, the supervisor receiving the complaint shall complete a memo and obtain the digital video from the officer's vehicle. The supervisor shall label the digital video, indicating the unit number and date and time the video was pulled from the unit. The video will be forwarded with the written formal complaint and the supervisor's memo through the chain of command to the Chief of Police by the end of the supervisor's tour of duty. All videos of incidents alleging racial or gender profiling shall be retained with the investigative file.
4. The Chief of Police will then assign the complaint to an appropriate department supervisor or the Office of Professional Responsibility to investigate the complaint.
5. The department shall provide education to the public concerning the complaint process. Written information regarding how a citizen may file a complaint or issue a commendation for an officer shall be made available to the public at a variety of locations, including public meetings, in the lobby of the public safety building and City Hall. This information shall also be available on the department's website ([www.lancaster-tx.com](http://www.lancaster-tx.com)).

**E. CITATION, DATA COLLECTION AND REPORTING**



**LANCASTER POLICE DEPARTMENT  
GENERAL ORDERS MANUAL**

<b>Effective Date</b> <b>August 26, 2015</b>	<b>Amended Date</b> <b>April 3, 2019</b>	<b>Directive</b> <b>2.01.1</b>
<b>Subject</b> <b>Biased Based Policing and Racial Profiling</b>		

1. Each officer shall be required to collect information relating to all motor vehicle traffic stops by documenting the required information on a traffic citation or a written warning. All self-initiated traffic stops made whether or not a citation or written warning is issued, the officer shall complete a racial profiling incident report in the Racial Profiling Module. The racial profiling incident report can be completed through the use of the in car computer program Visual MCT, a computer at the Lancaster Police station with the computer program MOBLAN or RMS or at the jail through Visual MCT, MOBLAND or RMS.
2. The officer will document the following information in the Racial Profiling Module following a motor vehicle stop:
  - a. the date and time of the stop;
  - b. the duration of the stop;
  - c. whether the stop was video recorded;
  - d. the location of the stop;
  - e. the stopped subject's gender;
  - f. the stopped subject's race or ethnicity;
  - g. if the stopped subject's race or ethnicity was known prior to the stop;
  - h. the residency status of the stopped subject;
  - i. the type of stop;
  - j. the reason for the stop;
  - k. if a search was conducted;
  - l. the authority of the search;
  - m. if any type of illegal contraband was located during the search;
  - n. the result of the stop; and
  - o. any charges filed
  - p. If physical force resulted in bodily injury used during stop;
3. Once an officer has completed the racial profiling incident report it should be submitted into the Records Management System. Officers should complete and submit all required racial profiling incident report(s) by the end of their duty shift unless the officer receive permission to turn the report(s) in the following day from their direct supervisor. If permission is granted by the officer's

**LANCASTER POLICE DEPARTMENT  
GENERAL ORDERS MANUAL**

<b>Effective Date</b> August 26, 2015	<b>Amended Date</b> April 3, 2019	<b>Directive</b> 2.01.1
<b>Subject</b> Biased Based Policing and Racial Profiling		

direct supervisor, the officer should complete and submit the report(s) by the end of their next duty shift.

4. By March of each year, the department shall submit a written report to the City Council that includes the information gathered from the traffic stops in the preceding calendar year. The report will include:
  - a. a breakdown of traffic stops by race and ethnicity;
  - b. the number of traffic stops that resulted in a search and the basis for the searches;
  - c. the number of searches that resulted in contraband being discovered and, if so, the type of contraband; and
  - d. the number of traffic stops that resulted in custodial arrests
5. The Operations Division Assistant Chief of Police shall be responsible for providing a report to the Chief of Police that contains this information.

**F. RACIAL PROFILING TRAINING**

1. Officers are responsible to adhere to all Texas Commission on Law Enforcement training and the Law Enforcement Management Institute of Texas (LEMIT) requirements as mandated by law.
2. All officers shall complete Texas Commission on Law Enforcement training and education program on racial profiling not later than the second anniversary of the date the officer is licensed under Chapter 1701, Texas Occupation Code, or the date the officer applies for an intermediate proficiency certificate, whichever date is earlier. At the discretion of the Chief of Police, additional diversity and sensitivity training may be required for officers with sustained racial profiling or other discrimination complaints filed against them.
3. The Chief of Police, as part of the initial training and continued education for such appointment, will be required to attend the Law Enforcement Management Institute of Texas program on racial profiling.
4. Supervisors shall conduct periodic roll call training regarding racial profiling issues, including implementation and enforcement of this policy.

**G. SCOPE OF RESPONSIBILITY**

1. All members of the department shall know and comply with all aspects of this directive.
2. All Division Commanders and supervisory personnel are responsible for ensuring compliance with the provisions and intent of this directive.





# A Citizens Guide to the Commendation & Complaint Process



## What Happens When I Complain About a Police Department Employee?

The **Lancaster Police Department** requires that all of its police officers and employees maintain the highest standard of conduct and service.

## Who Investigates the Complaint?

All complaints are investigated thoroughly by the Internal Affairs Department. If a complaint is found to be valid, the Chief of Police will take steps to insure that any deficiencies are corrected.

## How Do I File a Complaint?

You may call, write a letter, or come to the police department and talk to one of the police department supervisors. If, after discussing your complaint with a supervisor, you wish to have a formal investigation, you will need to complete and sign a formal complaint form. The form may be turned in to any supervisor 24 hours a day or may be turned in to the Records counter at the Lancaster Police Department, Monday through Friday from 8am to 5pm. Contact may be made with Internal Affairs at 972-218-2700 or [lpd@lancaster-tx.com](mailto:lpd@lancaster-tx.com)

## Can People Under 18 Years of Age File a Complaint?

Yes. However, we require that one of your parents or guardians accompany you.

## What Will Happen to the Officer or Employee?

It will depend on what the employee did or did not do. If the employee's actions were criminal, he or she could face the same consequences as any other citizen. If the actions were improper but not criminal, the Chief of Police may discipline the employee. The discipline can range from additional training, counseling, oral reprimand, written reprimand, suspension from duty or termination from employment. When administering discipline, the Chief of Police considers the severity of the complaint and the past performance of the employee.

## What Happens After the Complaint is Filed?

You will receive a letter, an e-mail, or a phone call from the Investigator assigned to your complaint as soon as possible, advising you of the disposition of your complaint.

## Are There Any Complaints That Will Not Be Investigated?

The Lancaster Police Department will not investigate the lawfulness of any arrest or citation. The guilt or innocence of any criminal charge or traffic citation is determined only in court. If your complaint alleges that you were not advised of your Miranda Rights, this issue is also advised in court. The Lancaster Police Department will not investigate any complaint received 45 days after the incident that gave rise to the complaint

## REMEMBER!

- ☑ You may complain about an employee in the following ways:
  - ★ Call
  - ★ Write
  - ★ Speak personally to a supervisor
- ☑ If you wish to have a formal investigation conducted, you must complete and sign a complaint form.
- ☑ If you are under the age of 18, you must have a parent or guardian with you.
- ☑ False complaints against a Police Officer may be punishable both criminally and civilly.



*The members of the Lancaster Police Department adhere to a set of positive values and a Code of Ethics.*





**CITIZEN COMMENDATION / COMPLAINT FORM**

☐ Commendation

☐ Complaint

\_\_\_\_\_  
(Assigned CIC #)

☐ Wish to remain anonymous (Anonymous complaints will be looked into)

Citizen's Name: \_\_\_\_\_ Daytime Tele # (\_\_\_\_) \_\_\_\_\_  
(Print)

Address: \_\_\_\_\_ Email: \_\_\_\_\_  
(Print Street Address) (City) (State, Zip) (Print)

Witness Name: \_\_\_\_\_ Daytime Tele # (\_\_\_\_) \_\_\_\_\_  
(List add'l in narrative) (Print)

Address: \_\_\_\_\_  
(Street) (Print Street Address) (City) (State, zip)

Preferred Contact Method: ☐ Phone (Listed above) ☐ Email (Listed Above)

Officer(s) Involved: (Print)

1. \_\_\_\_\_ 2. \_\_\_\_\_

Nature of Incident: (Traffic Stop, Arrest, Call for Service, etc.) \_\_\_\_\_

Date, time and location of incident: Date: \_\_\_\_\_ Time: \_\_\_\_\_

Location: \_\_\_\_\_

PLEASE READ BEFORE SIGNING ON PAGE 2:

In compliance with the Texas Government Code Sec. 614.022 referencing Complaints against law enforcement officers, to be considered by the head of a state agency or by the head of a fire or police department, the complaint must be: (1) in writing, and (2) signed by the person making the complaint.

Supervisor taking Complaint: \_\_\_\_\_ Date/Time: \_\_\_\_\_

**Complete Narrative on Next Page**

**Complete Narrative on Next Page**

Lancaster Police Department

Narrative: (May be continued next page)

This image shows a single sheet of white paper with horizontal ruling lines. The lines are evenly spaced and run across the width of the page. There are no margins, text, or other markings on the paper.

(Signature of person submitting Commendation / Complaint, unless remaining anonymous)

(Date)



Narrative: (May be continued by attaching additional pages)

[illegible]

(Date)

# Appendix C

## Racial Profiling Laws and Corresponding Department Policies

<b>Texas CCP Article</b>	<b>LANCASTER POLICE DEPARTMENT Racial Profiling Policy</b>
2.132(b)1	Section 3
2.132(b)2	Section 1-2
2.132(b)3	Section 4D
2.132(b)4	Section 4D
2.132(b)5	Section 4C
2.132(b)6	Section 4E
2.132(b)7	Section 4E

## CITY OF LANCASTER CITY COUNCIL

### City Council Regular Meeting

4.

**Meeting Date:** 02/27/2023

**Policy Statement:** This request supports the City Council 2022-2023 Policy Agenda

**Goal(s):** Financially Sound Government

**Submitted by:** Christine Harris Reed, Director of Finance

---

#### **Agenda Caption:**

Consider a resolution accepting the Annual Comprehensive Financial Report (ACFR) for the fiscal year ended September 30, 2022.

#### **Background:**

At the City Council work session held on February 20, 2023, Council received a presentation from FORVIS LLP, CPAs & Advisors, the independent certified public accounting firm that performed the annual audit of the City of Lancaster's general government and its component units.

This item is to formally accept the Annual Comprehensive Financial Report (ACFR) for the fiscal year ended September 30, 2022. The City engaged the independent certified public accounting firm FORVIS LLP, CPAs & Advisors, to perform the annual audit of the City of Lancaster and its component units for the eighth consecutive year. The audit fieldwork began in November 2022 and concluded in February 2023.

#### **Operational Considerations:**

The ACFR is distributed to numerous financial institutions, bond rating agencies, the City's financial advisors, and grantors to comply with financial disclosure requirements. This report is designed to provide readers with an understanding of the financial status of the City and its results of operations. The City received a clean audit with no findings and no comments.

#### **Legal Considerations:**

The City Attorney has reviewed and approved the resolution, as to form.

#### **Public Information Considerations:**

This item is being considered at a Regular Meeting of the City Council noticed in accordance with the Texas Open Meetings Act.

#### **Fiscal Impact:**

The annual audit was prepared in compliance with generally accepted accounting principles accepted in the United States (GAAP). The audit was also prepared in compliance with accounting principles accepted by (GASB) Government Accounting Standards Board. The information is fairly stated in all material respects in relation to the basic financial statements.

**Options/Alternatives:**

1. City Council may approve the resolution, as presented.
2. City Council may deny the resolution.

**Recommendation:**

Staff recommends approval of the resolution, as presented.

**Attachments**

Resolution

Exhibit A

---



**RESOLUTION NO.**

**A RESOLUTION OF THE CITY COUNCIL OF THE CITY OF LANCASTER, TEXAS, ACCEPTING THE ANNUAL COMPREHENSIVE FINANCIAL REPORT (ACFR) FOR THE FISCAL YEAR ENDED SEPTEMBER 30, 2022; WHICH IS ATTACHED HERETO AND INCORPORATED HEREIN BY REFERENCE AS EXHIBIT "A"; AND PROVIDING AN EFFECTIVE DATE.**

**WHEREAS**, the City Council has received said report; and

**WHEREAS**, the City Council desires to accept the FY2022 Annual Comprehensive Financial Report (ACFR) and the Management Letter.

**NOW, THEREFORE, BE IT RESOLVED BY THE CITY COUNCIL OF THE CITY OF LANCASTER, TEXAS:**

**SECTION 1.** That the FY2022 Annual Comprehensive Financial Report (ACFR), which is attached hereto and incorporated herein by reference as Exhibit "A", is hereby, in all things accepted by the City Council of the City of Lancaster, Texas.

**SECTION 2.** This resolution shall take effect immediately from and after its passage as the law in such cases provides, and it is accordingly so resolved.

**DULY PASSED** and approved by the City Council of the City of Lancaster, Texas, on this the 27th day of February, 2023.

**ATTEST:**

**APPROVED:**

---

Sorangel O. Arenas, City Secretary

---

Clyde C. Hairston, Mayor

**APPROVED AS TO FORM:**

---

David T. Ritter, City Attorney

# Exhibit A

# **City of Lancaster, Texas**

## **Annual Comprehensive Financial Report**

**For the Fiscal Year Ended  
September 30, 2022**

**Prepared by the Department of Finance**



**This Page is Intentionally Left Blank**

**City of Lancaster, Texas**  
**Annual Comprehensive Financial Report**  
**Year Ended September 30, 2022**  
**Table of Contents**

**INTRODUCTORY SECTION**

Letter of Transmittal .....	i
GFOA Certificate of Achievement .....	vi
Organizational Chart .....	vii
List of Principal Officers .....	viii
Department Directors .....	ix

**FINANCIAL SECTION**

Independent Auditor's Report .....	1
Management's Discussion and Analysis .....	4

**BASIC FINANCIAL STATEMENTS**

**Government-Wide Financial Statements**

Statement of Net Position .....	11
Statement of Activities .....	12

**Fund Financial Statements**

*Governmental Funds*

Balance Sheet .....	13
Reconciliation of the Balance Sheet of Governmental Funds to the Statement of Net Position .....	14
Statement of Revenues, Expenditures, and Changes in Fund Balances .....	15
Reconciliation of the Statement of Revenues, Expenditures, and Changes in Fund Balances of Governmental Funds to the Statement of Activities .....	16

*Proprietary Funds*

Statement of Net Position .....	17
Statement of Revenues, Expenses, and Changes in Net Position .....	18
Statement of Cash Flows .....	19

Notes to Basic Financial Statements .....	20
-------------------------------------------	----

**City of Lancaster, Texas**  
**Annual Comprehensive Financial Report**  
**Year Ended September 30, 2022**  
**Table of Contents**

**REQUIRED SUPPLEMENTARY INFORMATION**

**Texas Municipal Retirement System**

Schedule of Changes in Net Pension Liability and Related Ratios .....	63
Schedule of Contributions .....	64
Schedule of Proportionate Share of Net Pension Liability and Contributions .....	65
Schedule of Changes in City's Total OPEB Liability and Related Ratios – Retiree Health Plan .....	66
Schedule of Changes in City's Total OPEB Liability and Related Ratios – TMRS Supplementary Death Benefits Plan .....	67
Schedule of Revenues, Expenditures, and Changes in Fund Balances – Budget and Actual – General Fund .....	68
Notes to Required Supplementary Information – Budgetary .....	69

**COMBINING AND INDIVIDUAL FUND STATEMENTS**

**Non-major Governmental Funds**

Combining Balance Sheet .....	71
Combining Statement of Revenues, Expenditures, and Changes in Fund Balances .....	72

**Non-Major Enterprise Funds**

Combining Statement of Net Position .....	74
Combining Statement of Revenues, Expenses, and Changes in Net Position .....	75
Combining Statement of Cash Flows .....	76

**Discretely Presented Component Units**

Balance Sheet – Economic Development Corporation .....	78
Reconciliation of the Balance Sheet of Governmental Funds to the Statement of Net Position – Economic Development Corporation .....	79
Statement of Revenues, Expenditures, and Changes in Fund Balance – Economic Development Corporation .....	80

**City of Lancaster, Texas**  
**Annual Comprehensive Financial Report**  
**Year Ended September 30, 2022**  
**Table of Contents**

Reconciliation of the Statement of Revenues, Expenditures, and Changes in Fund Balance to the Statement of Activities – Economic Development Corporation .....	81
Balance Sheet – Recreational Development Corporation .....	82
Reconciliation of the Balance Sheet to the Statement of Net Position – Recreational Development Corporation .....	83
Statement of Revenues, Expenditures, and Changes in Fund Balance – Recreational Development Corporation .....	84
Reconciliation of the Statement of Revenues, Expenditures, and Changes in Fund Balance to the Statement of Activities – Recreational Development Corporation .....	85

**STATISTICAL SECTION**

Table A: Net Assets by Component .....	88
Table B: Changes in Net Position.....	89
Table C: Fund Balances of Governmental Funds.....	91
Table D: Changes in Fund Balances of Governmental Funds.....	92
Table E: Assessed and Estimated Actual Value of Taxable Property .....	93
Table F: Direct and Overlapping Property Tax Rates .....	94
Table G: Principal Property Taxpayers .....	95
Table H: Ad Valorem Tax Levies and Collections .....	96
Table I: Ratios of Outstanding Debt by Type.....	97
Table J: Ratios of Net General Bonded Debt Outstanding per Capita .....	98
Table K: Legal Debt Margin Information .....	99
Table L: Direct and Overlapping Governmental Activities Debt.....	100
Table M: Secured Revenue Coverage .....	101
Table N: Demographic and Economic Statistics .....	102
Table O: Principal Employers .....	103
Table P: Full-time Equivalent City Government Employees by Function/Program .....	104
Table Q: Operating Indicators by Function/Program .....	105
Table R: Capital Asset Statistics by Function/Program .....	106

**This Page is Intentionally Left Blank**





February 22, 2023

To the Honorable Mayor, Members of City Council and Citizens of the City of Lancaster, Texas:

We hereby issue the annual comprehensive financial report of the City of Lancaster, Texas (City) for the fiscal year ended September 30, 2022. State law requires that every municipality publish within six months of the close of each year a complete set of audited financial statements, to include the auditor's opinion on the statements, and this report fulfills that requirement.

This report consists of City management's representations concerning the finances of the City. Consequently, management assumes full responsibility for the completeness and reliability of all of the information presented in the report. To provide a reasonable basis for making these representations, management of the City has established a comprehensive internal control framework that is designed both to protect the government's assets from loss, theft, or misuse and to compile sufficient reliable information for the preparation of the City's financial statements in accordance with generally accepted accounting principles (GAAP). Because the cost of internal controls should not outweigh their benefits, the City's comprehensive framework of internal controls has been designed to provide reasonable rather than absolute assurance that the financial statements will be free from material misstatement. Management assumes full responsibility for the completeness and reliability of the information contained in this report, based upon a comprehensive framework of internal control that it has established for this purpose.

As management, we assert that, to the best of our knowledge and belief, this financial report is complete and reliable in all material respects.

The City's financial statements have been audited by **FORVIS, LLP**, independent auditors. The goal of the independent audit is to provide reasonable assurance that the financial statements of the City for the fiscal year ended September 30, 2022, are free of material misstatement. The independent audit involved examining, on a test basis, evidence supporting the amounts and disclosures in the financial statements; assessing the accounting principles used and significant estimates made by management; and evaluating the overall financial statement presentation.

The independent auditor concluded, based upon the audit, that there was a reasonable basis for rendering an unmodified (clean) opinion that the City's financial statements for the fiscal year ended September 30, 2022, are fairly presented in accordance with GAAP. The independent auditor's report is presented as the first component of the financial section of this report.

GAAP requires that management provide a narrative introduction, overview, and analysis to accompany the basic financial statements in the form of Management's Discussion and Analysis (MD&A). This letter of transmittal is designed to complement MD&A and should be read in conjunction with it. The City's MD&A can be found immediately following the report of the independent auditors.



## ***Profile***

Located in Southwest Dallas County, the City of Lancaster is situated just minutes from downtown Dallas. Adjacent to I-35 on its western border and I-20 on its northern boundary, the City covers approximately 33.13 square miles, and serves an estimated 2022 population of 41,560. The City is a political subdivision and municipal corporation of the State, duly organized and existing under the laws of the State and is a home-rule city operating under a Council/Manager form of government. The Council is comprised of the Mayor and six Council members, who enact local legislation, adopt budgets, determine policies, and appoint the City Manager, City Secretary, City Attorney and Judge of the municipal court. The City Manager is the chief administrative officer for the City and is responsible for the daily management of the City. Major services provided under general government and enterprise functions are: public safety (police and fire protection), emergency medical services, construction and maintenance of streets, water and sewer delivery services, parks, recreation, library services and general administrative services.

## ***Accounting System and Budgetary Control***

One of the objectives of the City's financial accounting system is to provide adequate internal controls. Internal controls are designed to provide reasonable, but not absolute, assurance regarding the safeguarding of assets against loss from unauthorized use or disposition, and the reliability of financial records for preparing financial statements and maintaining accountability for assets. The concept of reasonable assurance recognizes that the cost of a control should not exceed the benefits likely to be derived, and the evaluation of costs and benefits requires estimates and judgments by management. We believe that the City's internal controls adequately safeguard assets and provide reasonable assurance of proper recording of financial transactions.

The City's accounting records for general governmental operations are maintained on a modified accrual basis, with revenues being recorded when available and measurable and expenditures being recorded when the services or goods are received, and the liabilities are incurred.

Accounting records for the City's enterprise activities are maintained on the accrual basis.

The City of Lancaster has adopted a comprehensive set of financial policies. During the current year the City updated its debt policy to include the GFOA recommendation to prohibit the City from investing in derivatives.

The government-wide financial statements are prepared using the accrual basis of accounting and the economic resources measurement focus. Government-wide financial statements do not provide information by fund, but distinguish between the City's governmental activities, business-type activities, and activities of its discretely presented component units on the statement of net position and statement of activities.

*Budgetary Controls:* The budgetary process begins each year with the preparation of both current and proposed revenue estimates by the City's administrative and financial management staff and expenditure estimates provided by each City department. Budgets are reviewed by the administrative and management staff which consists of the City Manager's office and department directors and managers. The City Manager makes final decisions and submits a recommended budget to the City Council. The proposed budget is reviewed by the City Council, a process which includes public hearing, in addition to work sessions which are open to the public. State law requires adoption of the City budget no later than the 30<sup>th</sup> day of September.

The objective of the budgetary controls maintained by the City is to ensure compliance with legal provisions embodied in the annual budget approved by the City Council. Activities of the general fund and water and sewer fund are included in the annual budget and are appropriated annually. The level of budgetary control (that is, the level at which expenditures cannot legally exceed the appropriated amounts) is established by departments within the individual fund. The City Manager is authorized to transfer budgeted amounts between line items and departments within any fund; however, any revisions that alter the total expenditures of any fund must be approved by the City Council.

Monthly departmental expenditure reports are generated by an automated accounting system and provide expenditure totals and encumbrances at the line-item level for the most recently completed month as well as the year-to-date total, and an actual versus budgeted rate of expenditure. Major expenditure requests are approved by the City Manager prior to the encumbrance of funds.

### ***Relevant Financial Policies***

The City has established a policy to have a balanced budget and to maintain a reserve account of 18 percent of budgeted expenditures. In fiscal year 2022, the General Fund accomplished this by having an unassigned fund balance of \$6,898,290 which meets the reserve minimum requirements of 12 percent of the operating budget.

The City also has a long-range planning policy to identify major issues when developing its fiscal year budget. A five-year budget analysis of all City funds is developed to provide an understanding of the long-term impact of budget decisions. The fiscal year 2022 budget was prepared along with a planning budget for fiscal years 2023-26.

*Cash Management Policies and Practices:* The City's current bank depository contract is with JP Morgan Chase. The City's investment policy is to minimize credit and market risks while maintaining a competitive yield on its portfolio. The City's investment strategies include using cash flow analysis to purchase securities; however, cash temporarily idle during the year was invested in three public funds investment pools – TexPool, LOGIC and Texas CLASS. This practice allows for a diversified balanced approach to changing interest rates. Investments in the deferred compensation plans are held by the third-party plan administrators. The investment policy is annually updated and approved by the Council in compliance with the *Texas Public Funds Investment Act*.

### ***Pension and other post-employment benefit:***

The City participates in the Texas Municipal Retirement System (TMRS), an agency authorized by the State of Texas. Employees of the City contribute seven percent of their gross pay and the City offers a 2:1 match. TMRS participants are immediately vested in those funds they contribute plus allocated interest. Participants are vested in employer contributions after five years of credited participation. If participants withdraw from TMRS prior to five years of credited participation, they may withdraw from TMRS those funds they contributed plus interest earnings. The City also provides postretirement health and dental care benefits for certain retirees and their dependents at the retiree's expense. As of the current fiscal year, there were seven retired employees receiving these benefits. Additional information on the City's pension arrangements and post-employment benefits can be found in the notes to the basic financial statements.

### ***Local Economy***

Lancaster's growing economy continues to be greatly influenced by the attraction of light manufacturing, fulfillment and logistics companies to the community. Currently, over five million square feet of industrial/distribution space is under construction or approved for construction including two large Walmart facilities, a Niagara Bottling plant, a McKinley Packaging manufacturing plant, a new manufacturing facility for American Licorice and several large industrial/distribution facilities. An additional five million square feet of industrial/regional headquarters/distribution space was recently occupied including: the million square foot regional headquarters for DSV Logistics, a new research and testing facility for Waymo, a new manufacturing facility for DW Distribution, and a new ThredUp facility planning to employ two thousand workers. The companies will join several existing national companies with facilities in Lancaster including but not limited to: Quaker/PepsiCo, BMW, Curt Manufacturing, United Natural Foods, Inc., ICU Medical, Mars Petcare, Petmate, Wayfair, Mobis Parts America, Georgia Pacific, Fisher Paykel, Boise Cascade, Oak Creek Homes, AT&T, Oncor, Swift Transportation, Inc., BASF, LGS Technologies, Texas Nameplate, Brenntag, CMOP, and Brasscraft.

The new development will nearly double Lancaster's supply of industrial space from thirteen million square feet in 2018 to an estimated twenty-five million square feet in 2025. In addition, Lancaster offers approximately three thousand acres of undeveloped land zoned for manufacturing/distribution uses that is ready for development. This vacant land can accommodate over forty million additional square feet of industrial/distribution space. The interest in development in the community remains high and is expected to continue over the next three to five years.

The City's unemployment rate at the 2022 fiscal year end was 6.1 percent, down from the 2021 fiscal year end rate of 7.5 percent and the pandemic high of 15.3 percent. The City of Lancaster benefits from its easily accessible location in the Dallas-Fort Worth region, fifteen miles south of downtown Dallas and situated between three interstate highways – I-35E, I-20 and I-45. The City's location between the 3 interstate freeways and State Highway Loop 9 (under construction) has been referred to as the Golden Box. Lancaster is rapidly becoming an employment hub for the area. The City's location and the close proximity to job opportunities in Dallas, Fort Worth and the region also contribute to growth in the City. Lancaster is part of the Best Southwest Partnership, which includes Lancaster, Cedar Hill, DeSoto, and Duncanville.

The 2022 Census population for Lancaster is 41,560 people, an increase of 14.0 percent over the 2010 Census and 60.5 percent over the 2000 Census. Lancaster still contains a large amount of undeveloped residential land, approximately only 50 percent of the City's 33.13 square miles of land are currently developed. Recent platting and residential construction activity indicate that this trend will continue.

In fiscal year 2022, the overall taxable value of property in the Lancaster was up 21.9 percent over the fiscal year 2021 value. Commercial and business personal property grew at a higher rate (29.5 percent increase) than residential property (26.5 percent increase). Tax exempt property valuations grew 54.7% year over year resulting in an overall city net taxable value increase of 21.9% increase

Sales tax collections in fiscal year 2022 were sharply above fiscal year 2021 levels – 45.8 percent increase (\$5,723,099 increase over fiscal year 2021 collections). Much of the sales tax growth was from sales tax paid on construction (related to large amount of industrial construction activity).

### ***Major Initiatives***

Annually, the City Council has adopted goals aimed at guiding Lancaster's future growth and development. For fiscal year 2022-2023, included initiatives are:

- Financially Sound Government;
- Professional & Committed City Workforce;
- Healthy, Safe & Engaged Community;
- Quality Development;
- Sound Infrastructure.

### ***Awards and Acknowledgements***

The Government Finance Officers Association of the United States and Canada (GFOA) awarded a Certification of Achievement for Excellence in Financial Reporting to the City of Lancaster, Texas for its annual comprehensive financial report (ACFR) for the fiscal year ended September 30, 2021. The City has received a Certification of Achievement for seven consecutive years. In order to be awarded a Certificate of Achievement, the City of Lancaster, Texas had to publish an easily readable and efficiently organized ACFR that satisfied both generally accepted accounting principles and applicable program requirements.

A Certificate of Achievement for Excellence in Financial Reporting is valid for a period of one year only. We are submitting the September 30, 2022 report to the GFOA to determine eligibility for another certificate.

The preparation of this report on a timely basis could not be accomplished without the efficient and dedicated services of the City's staff. In particular, we would like to recognize and express our heartfelt appreciation to all members of the Finance Department, who all worked diligently to assist and contribute to the preparation of this report. The Mayor and the City Council are to be commended for their willingness to participate in the strategic planning process for financial operations, and for their commitment to



Opal Mauldin-Jones, City Manager



Christine Harris Reed, Director of Finance

**This Page is Intentionally Left Blank**



Government Finance Officers Association

Certificate of  
Achievement  
for Excellence  
in Financial  
Reporting

Presented to

**City of Lancaster  
Texas**

For its Annual Comprehensive  
Financial Report  
For the Fiscal Year Ended

September 30, 2021

*Christopher P. Morill*

Executive Director/CEO

**This Page is Intentionally Left Blank**



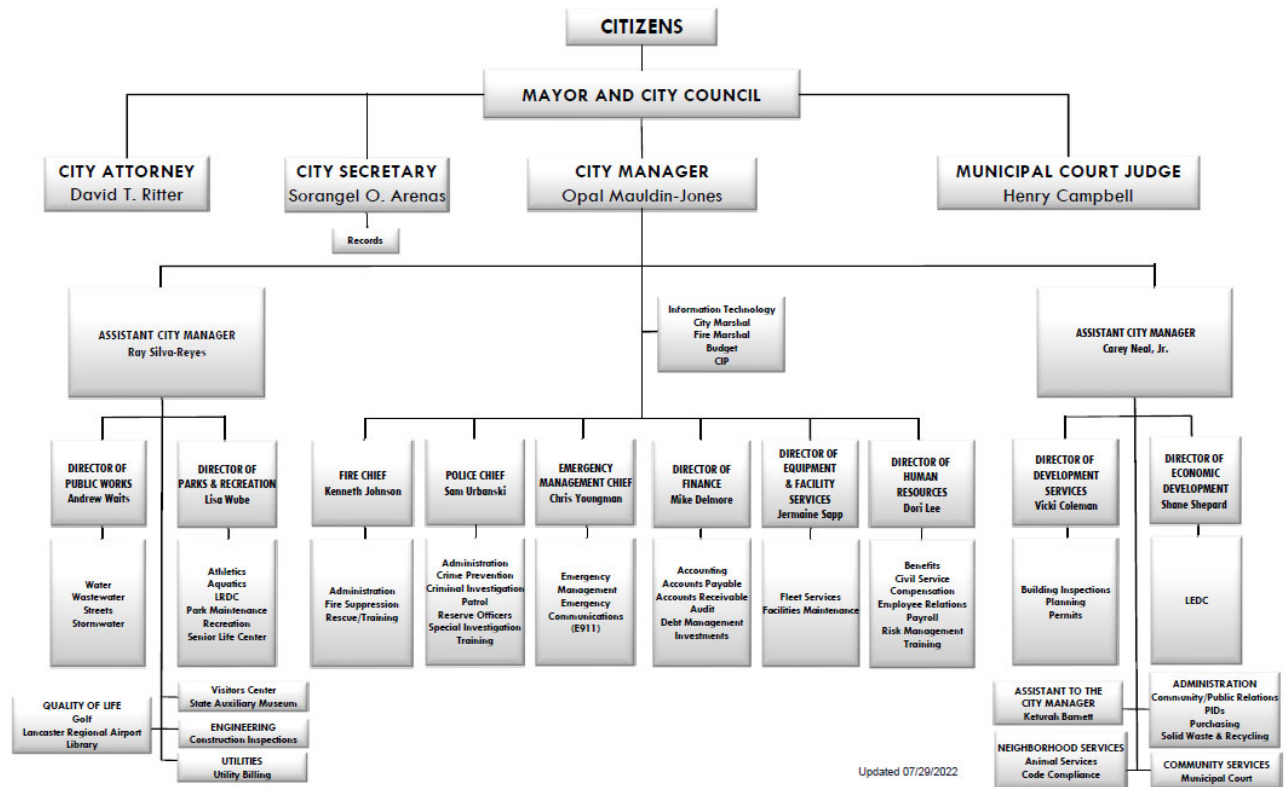
# City of Lancaster, Texas

## Organizational Chart



### FY 2022-2023 Organizational Chart

#### City of Lancaster



**This Page is Intentionally Left Blank**

**City of Lancaster, Texas**  
**List of Principal Officers**  
**as of September 30, 2022**

**City Council**

Clyde C. Hairston.....	Mayor .....	Term Expires May 2024
Carol Strain-Burk .....	Council Member, District 1 .....	Term Expires May 2025
Stanley Jaglowski.....	Council Member, District 2 .....	Term Expires May 2023
Marco Mejia .....	Council Member, District 3 .....	Term Expires May 2025
Keithsha Wheaton. ....	Council Member, District 4 .....	Term Expires May 2023
Mitchell Cheatham .....	Deputy Mayor Pro Tem, District 5 .....	Term Expires May 2025
Betty Gooden-Davis.....	Mayor Pro Tem, District 6.....	Term Expires May 2023

**This Page is Intentionally Left Blank**

# City of Lancaster, Texas

## Department Directors

### City Executive Staff

Opal Mauldin-Jones .....	City Manager
Ray Silva-Reyes .....	Assistant City Manager
Carey D. Neal Jr. ....	Assistant City Manager
Sorangel O. Arenas .....	City Secretary
Vicki D. Coleman .....	Director of Development Services
Shane Shepard.....	Director of Economic Development
Chris Youngman .....	Emergency Management Chief
Jermaine Sapp .....	Director of Equipment & Facility Services
Christine Harris.....	Director of Finance
Kenneth Johnson.....	Fire Chief
Dori Lee .....	Director of Human Resources
Lisa Wube .....	Director of Parks & Recreation
Andrew Waits .....	Director of Public Works
Sam Urbanski.....	Police Chief

**This Page is Intentionally Left Blank**

## **Financial Section**

**This Page is Intentionally Left Blank**





14241 Dallas Parkway, Suite 1100 / Dallas, TX 75254

P 972.702.8262 / F 972.702.0673

[forvis.com](http://forvis.com)

## **Independent Auditor's Report**

The Honorable Mayor and  
Members of the City Council  
City of Lancaster, Texas

### ***Opinions***

We have audited the financial statements of the governmental activities, the business-type activities, the aggregate discretely presented component units, each major fund and the aggregate remaining fund information of the City of Lancaster, Texas (City) as of and for the year ended September 30, 2022, and the related notes to the financial statements, which collectively comprise the City's basic financial statements as listed in the table of contents.

In our opinion, the accompanying financial statements referred to above present fairly, in all material respects, the respective financial position of the governmental activities, the business-type activities, the aggregate discretely presented component units, each major fund and the aggregate remaining fund information of the City as of September 30, 2022, and the respective changes in financial position and, where applicable, cash flows thereof for the year then ended in accordance with accounting principles generally accepted in the United States of America.

### ***Basis for Opinions***

We conducted our audit in accordance with auditing standards generally accepted in the United States of America (GAAS). Our responsibilities under those standards are further described in the "Auditor's Responsibilities for the Audit of the Financial Statements" section of our report. We are required to be independent of the City, and to meet our other ethical responsibilities, in accordance with the relevant ethical requirements relating to our audit. We believe that the audit evidence we have obtained is sufficient and appropriate to provide a basis for our audit opinions.

### ***Responsibilities of Management for the Financial Statements***

Management is responsible for the preparation and fair presentation of the financial statements in accordance with accounting principles generally accepted in the United States of America, and for the design, implementation and maintenance of internal control relevant to the preparation and fair presentation of financial statements that are free from material misstatement, whether due to fraud or error.

In preparing the financial statements, management is required to evaluate whether there are conditions or events, considered in the aggregate, that raise substantial doubt about the City's ability to continue as a going concern for 12 months beyond the financial statement date, including any currently known information that may raise substantial doubt shortly thereafter.

### ***Auditor's Responsibilities for the Audit of the Financial Statements***

Our objectives are to obtain reasonable assurance about whether the financial statements as a whole are free from material misstatement, whether due to fraud or error, and to issue an auditor's report that includes our opinions. Reasonable assurance is a high level of assurance but is not absolute assurance and therefore is not a guarantee that an audit conducted in accordance with GAAS will always detect a material misstatement when it exists. The risk of not detecting a material misstatement resulting from fraud is higher than for one resulting from error, as fraud may involve collusion, forgery, intentional omissions, misrepresentations or the override of internal control. Misstatements are considered material if there is a substantial likelihood that, individually or in the aggregate, they would influence the judgment made by a reasonable user based on the financial statements.

In performing an audit in accordance with GAAS, we:

- Exercise professional judgment and maintain professional skepticism throughout the audit.
- Identify and assess the risks of material misstatement of the financial statements, whether due to fraud or error, and design and perform audit procedures responsive to those risks. Such procedures include examining, on a test basis, evidence regarding the amounts and disclosures in the financial statements.
- Obtain an understanding of internal control relevant to the audit in order to design audit procedures that are appropriate in the circumstances, but not for the purpose of expressing an opinion on the effectiveness of the City's internal control. Accordingly, no such opinion is expressed.
- Evaluate the appropriateness of accounting policies used and the reasonableness of significant accounting estimates made by management, as well as evaluate the overall presentation of the financial statements.
- Conclude whether, in our judgment, there are conditions or events, considered in the aggregate, that raise substantial doubt about the City's ability to continue as a going concern for a reasonable period of time.

We are required to communicate with those charged with governance regarding, among other matters, the planned scope and timing of the audit, significant audit findings, and certain internal control-related matters that we identified during the audit.

### ***Required Supplementary Information***

Accounting principles generally accepted in the United States of America require that the management's discussion and analysis, budgetary comparison, pension and other postemployment benefit information, as listed on the table of contents be presented to supplement the basic financial statements. Such information is the responsibility of management and, although not a part of the basic financial statements, is required by the Governmental Accounting Standards Board who considers it to be an essential part of financial reporting for placing the basic financial statements in an appropriate operational, economic or historical context. We have applied certain limited procedures to the required supplementary information in accordance with auditing standards generally accepted in the United States of America, which consisted of inquiries of management about the methods of preparing the information and comparing the information for consistency with management's responses to our inquiries, the basic financial statements, and other knowledge we obtained during our audit of the basic financial statements. We do not express an opinion or provide any assurance on the information because the limited procedures do not provide us with sufficient evidence to express an opinion or provide any assurance.

### ***Supplementary Information***

Our audit was conducted for the purpose of forming opinions on the financial statements that collectively comprise the City's basic financial statements. The supplementary information including the combining and individual fund financial statements are presented for purposes of additional analysis and are not a required part of the basic financial statements. Such information is the responsibility of management and was derived from and relates directly to the underlying accounting and other records used to prepare the basic financial statements. The information has been subjected to the auditing procedures applied in the audit of the basic financial statements and certain additional procedures, including comparing and reconciling such information directly to the underlying accounting and other records used to prepare the basic financial statements or to the basic financial statements themselves, and other additional procedures in accordance with GAAS. In our opinion, the combining and individual fund financial statements are fairly stated, in all material respects, in relation to the basic financial statements as a whole.

### ***Other Information***

Management is responsible for the other information included in the annual comprehensive financial report. The other information comprises the introductory section and statistical sections but does not include the financial statements and our auditor's report thereon. Our opinions on the basic financial statements do not cover the other information, and we do not express an opinion or any form of assurance thereon.

In connection with our audit of the financial statements, our responsibility is to read the other information and consider whether a material inconsistency exists between the other information and the financial statements, or the other information otherwise appears to be materially misstated. If, based on the work performed, we conclude that an uncorrected material misstatement of the other information exists, we are required to describe it in our report.

**FORVIS, LLP**

**Dallas, Texas  
February 22, 2023**

**This Page is Intentionally Left Blank**

# **City of Lancaster, Texas**

## **Management's Discussion and Analysis (Unaudited)**

### **September 30, 2022**

#### ***Introduction***

The Management's Discussion and Analysis (MD&A) section presents a narrative overview and analysis of the financial activities of the City of Lancaster, Texas (City) for the fiscal year ended September 30, 2022. We encourage readers to consider the information presented here in conjunction with the City's financial statements, which follow this section.

#### ***Financial Highlights***

- The assets and deferred outflows of resources of the City exceeded its liabilities and deferred inflows of resources at the end of fiscal year 2022, resulting in \$175,325,058 of net position. Net position associated with governmental activities is \$89,940,004, or 51 percent of the total net position of the City. Net position associated with business-type activities is \$85,385,054, or 49 percent of the total net position of the City. The largest portion of net position consists of net investment in capital assets, which is \$79,780,443.
- Unrestricted net position, which may be used to meet the City's future obligations, consists of \$65,882,656, or 38 percent of the City's total net position. Unrestricted net position for governmental activities is \$22,655,727, or 25 percent of total net position for governmental activities. Unrestricted net position for business-type activities is \$43,226,929 or 51 percent of total net position for business-type activities.
- As of the close of fiscal year 2022, the City's Governmental Funds reported a combined ending fund balance of \$62,307,980, an increase of \$12,839,662 from the prior year.
- At the end of the current fiscal year, unassigned fund balance for the General Fund was \$6,898,290. This represents approximately 19 percent of General Fund expenditures.

#### ***Overview of the Financial Statements***

The discussion and analysis is intended to serve as an introduction to the City's basic financial statements. The City's basic financial statements are comprised of three components: (1) government-wide financial statements, (2) fund financial statements and (3) notes to the financial statements. This report also contains required and other supplementary information in addition to the basic financial statements themselves.

**Government-Wide Financial Statements.** The government-wide financial statements are designed to provide readers with a broad overview of the City's finances, in a manner similar to private-sector business.

The statement of net position presents information on all of the City's assets, deferred outflows of resources, liabilities, and deferred inflows of resources with the difference reported as net position. Over time, increases or decreases in net position may serve as a useful indicator of whether the financial position of the City is improving or deteriorating.

# City of Lancaster, Texas

## Management's Discussion and Analysis (Unaudited)

### September 30, 2022

The statement of activities presents information showing how the City's net position changed during the most recent fiscal year. All of the current year's revenues and expenses are taken into account regardless of when cash is received or paid. Thus, revenues and expenses are reported in this statement for some items that will only result in cash flows in future fiscal periods, for example uncollected taxes and earned, but not used, vacation leave.

Both of the government-wide financial statements distinguish functions of the City that are principally supported by taxes and intergovernmental revenues (governmental activities) from other functions that are intended to recover all or a significant portion of their costs through user fees and charges (business-type activities). The governmental activities of the City include general administration, public safety, public works, drainage systems, library, human resources and finance. The business-type activities of the City include water and sewer, airport operations, refuse and golf course operations.

The government-wide financial statements include the Economic Development Corporation and the Recreational Development Corporation as part of its reporting entity as discretely presented component units. Discrete presentation entails reporting component unit financial data in columns separate from the financial data of the primary government. The Lancaster Economic Development Corporation and the Lancaster Recreational Development Corporation are legally separate entities.

**Fund Financial Statements.** A *fund* is defined as a fiscal and accounting entity with a self-balancing set of accounts recording cash and other financial resources, together with all related liabilities and residual equities or balances, and changes therein, which are segregated for the purpose of carrying on specific activities or attaining certain objectives in accordance with special regulations, restrictions, or limitations. Some funds are required to be established by state law and by bond covenants. The City Council also establishes other funds to help it control and manage money for particular purposes or to show that it is meeting legal responsibilities when using certain taxes, grants, or other money. The City's two kinds of funds – Governmental and Proprietary – utilize different accounting approaches.

**Governmental Funds.** The majority of the City's basic services are reported in Governmental Funds, which focus on how money flows into and out of those funds and the balances left at year-end that are available for spending. These funds are reported using an accounting method identified as the modified accrual basis of accounting, which measures cash and all other financial assets that can be readily converted to cash. The Governmental Fund statements provide a detailed short-term view of the City's general government operations and the basic services it provides. Governmental Fund information helps determine whether there are more or fewer financial resources that can be spent in the near future to finance the City's programs.

By comparing information presented for Governmental Funds with similar information presented for governmental activities in the government-wide financial statements, readers may better understand the long-term impact of the government's near-term financing decisions. The relationships, or differences between governmental activities (reported in the accompanying Statement of Net Position and the Statement of Activities) and Governmental Funds, are detailed in a reconciliation following the fund financial statements.

# **City of Lancaster, Texas**

## **Management's Discussion and Analysis (Unaudited)**

### **September 30, 2022**

Information is presented separately in the accompanying Governmental Funds Balance Sheet and in the accompanying Governmental Funds Statement of Revenues, Expenditures, and Changes in Fund Balances for the General Fund, Debt Service Fund, Capital Projects Fund, and ARPA Fund all of which are considered to be major funds. Data from the other Governmental Funds are combined into a single, aggregated presentation. Individual fund data for each of these Non-major Governmental Funds is provided in the form of combining statements elsewhere in this report.

**Proprietary Funds.** The City charges customers for the services it provides, whether to outside customers or to other units within the City. These services are generally reported in Proprietary Funds. Proprietary Funds are reported in the same way that all activities are reported in the accompanying Statement of Net Position and the Statement of Activities. The City's Enterprise Funds (a component of Proprietary Funds) are identical to the business-type activities reported in the government-wide statements, but provide information, such as cash flows.

The City maintains an Enterprise Fund to account for: (1) water and sewer services provided to the City's retail and wholesale customers, (2) trash collection and disposal services, (3) operation of the City's airport, and (4) operation of the City's golf course. All activities associated with providing such services are accounted for in these funds, including administration, operation, maintenance, debt service, capital improvements, billing, and collection. The City's intent is that the cost of providing the services to the general public on a continuing basis is financed through user charges in a manner similar to a private-sector business enterprise.

**Notes to the Financial Statements.** The notes provide additional information that is essential to a full understanding of the data provided in the government-wide and fund financial statements.

**Other Information.** In addition to the basic financial statements and accompanying notes, this report also presents certain required supplementary information concerning the City's progress in funding its obligations. Required supplementary information immediately follows the notes to the financial statements. Combining statements for Non-major Governmental Funds, Enterprise Funds, and component units fund financial statements follow the section of required supplementary information.

### ***Government-Wide Financial Analysis***

As noted earlier, net position may serve over time as a useful indicator of a government's financial position. As of September 30, 2022, City assets and deferred outflows of resources exceeded its liabilities and deferred inflows resulting in \$175,325,058 of net position.

**City of Lancaster, Texas**  
**Management's Discussion and Analysis (Unaudited)**  
**September 30, 2022**

**Statement of Net Position for Governmental and Business-type Activities**

	2022			2021		
	Governmental Activities	Business-type Activities	Total	Governmental Activities	Business-type Activities	Total
Current and other assets	\$ 79,873,763	\$ 47,177,928	\$ 127,051,691	\$ 62,994,824	\$ 42,793,428	\$ 105,788,252
Capital assets	99,580,542	47,244,412	146,824,954	102,366,999	48,115,979	150,482,978
Total assets	179,454,305	94,422,340	273,876,645	165,361,823	90,909,407	256,271,230
Deferred outflows of resources	3,763,659	461,210	4,224,869	3,232,356	364,583	3,596,939
Long-term liabilities	70,654,659	5,390,583	76,045,242	78,971,957	6,348,706	85,320,663
Other liabilities	17,043,401	3,569,394	20,612,795	12,126,850	3,323,170	15,450,020
Total liabilities	87,698,060	8,959,977	96,658,037	91,098,807	9,671,876	100,770,683
Deferred inflows of resources	5,579,900	538,519	6,118,419	2,777,111	269,175	3,046,286
Net position						
Net investment in capital assets	37,622,318	42,158,125	79,780,443	40,362,558	42,577,357	82,939,915
Restricted	29,661,959	-	29,661,959	12,231,682	-	12,231,682
Unrestricted	22,655,727	43,226,929	65,882,656	22,124,021	38,755,582	60,879,603
Total net position	\$ 89,940,004	\$ 85,385,054	\$ 175,325,058	\$ 74,718,261	\$ 81,332,939	\$ 156,051,200

By far, the largest portion of the City's net position (46 percent) reflects its investment in capital assets (e.g., land, buildings, machinery, equipment, vehicles, and infrastructure), less any related outstanding debt that was used to acquire those assets. The City uses these capital assets to provide a variety of services to its citizens. Accordingly, these assets are not available for future spending. Although the City's investment in capital assets is reported net of related debt, it should be noted that the resources used to repay this debt must be provided from other sources, since the capital assets themselves cannot be used to liquidate these liabilities.

An additional portion of the City's net position (17 percent) represents resources that are subject to external restrictions on how they may be used. The remaining balance of \$65,882,656 is unrestricted and may be used to meet the government's ongoing obligations to its citizens and creditors.



# City of Lancaster, Texas

## Management's Discussion and Analysis (Unaudited)

### September 30, 2022

**Analysis of City's Operations.** The following table provides a summary of the City's operations for the year ended September 30, 2022. Overall, the City had an increase in net position of \$19,273,858.

#### **Revenues and Expenses for Governmental and Business-type Activities**

	2022			2021		
	Governmental Activities	Business-type Activities	Total	Governmental Activities	Business-type Activities	Total
<b>Revenues</b>						
Program revenues						
Charges for services	\$ 10,173,793	\$ 25,979,974	\$ 36,153,767	\$ 9,743,310	\$ 21,419,591	\$ 31,162,901
Operating grants and contributions	2,272,438	-	2,272,438	2,546,121	-	2,546,121
Capital grants and contributions	-	-	-	-	-	-
General revenues						
Taxes and fees	42,038,163	-	42,038,163	37,384,525	-	37,384,525
Grants not restricted to specific programs	1,458,905	-	1,458,905	-	-	-
Other	1,031,549	1,349,734	2,381,283	652,953	2,109,440	2,762,393
Total revenues	56,974,848	27,329,708	84,304,556	50,326,909	23,529,031	73,855,940
<b>Expenses</b>						
General government	10,674,597	-	10,674,597	6,205,691	-	6,205,691
Public safety	23,875,475	-	23,875,475	22,602,069	-	22,602,069
Public works	4,580,441	-	4,580,441	5,034,667	-	5,034,667
Community development and recreation	2,579,686	-	2,579,686	2,625,974	-	2,625,974
Interest and fiscal charges	1,969,847	-	1,969,847	2,331,002	-	2,331,002
Water and sewer	-	17,309,616	17,309,616	-	15,673,559	15,673,559
Refuse	-	1,632,505	1,632,505	-	1,702,400	1,702,400
Airport	-	1,135,709	1,135,709	-	891,042	891,042
Golf course	-	1,272,822	1,272,822	-	1,033,880	1,033,880
Total expenses	43,680,046	21,350,652	65,030,698	38,799,403	19,300,881	58,100,284
<b>Increase in Net Position Before Transfers</b>	13,294,802	5,979,056	19,273,858	11,527,506	4,228,150	15,755,656
Transfers	1,926,941	(1,926,941)	-	1,798,669	(1,798,669)	-
<b>Change in Net Position</b>	15,221,743	4,052,115	19,273,858	13,326,175	2,429,481	15,755,656
<b>Net Position, Beginning of Year</b>	74,718,261	81,332,939	156,051,200	61,392,086	78,903,458	140,295,544
<b>Net Position, End of Year</b>	\$ 89,940,004	\$ 85,385,054	\$ 175,325,058	\$ 74,718,261	\$ 81,332,939	\$ 156,051,200

**Governmental Activities.** Governmental activities increased the City's net position by \$15,221,743. Total revenue for the governmental activities (excluding transfers) increased from the previous year by \$6,647,939. General revenue had a net increase of \$6,491,139. Property tax collections increased as a result of new business and property additions as well as due to recent real property reappraisals.

**Business-type Activities.** Net position from business-type activities increased by \$4,052,115. Total revenue for the business-type activities increased from the previous year by \$3,800,677 primarily due to an increase in charges for services revenue.

**City of Lancaster, Texas**  
**Management's Discussion and Analysis (Unaudited)**  
**September 30, 2022**

***Financial Analysis of the City's Funds***

***Governmental Funds***

The focus of the City's Governmental Funds is to provide information on near term inflows, outflows, and balances of spendable resources. Such information is useful in assessing the City's financing requirements. In particular, unassigned fund balance may serve as a useful measure of the government's net resources available for spending at the end of the fiscal year.

As of the end of the current fiscal year, the City's Governmental Funds reported a combined ending fund balance of \$62,307,980, an increase of \$12,839,662 from the prior year. This amount includes fund balance committed for \$20,075,173 due to adoption of ordinances approved by City Council for special projects. The City has fund balance assigned by the City Manager of \$4,231,873. The City also has fund balance restrictions for court, capital projects, debt service, public works, public improvement districts, police, tourism, law enforcement, parkland dedication, and street maintenance for a total of \$30,944,175. The net unassigned fund balance was \$6,898,290. Components of the net increase of the total fund balance are:

- The General Fund recorded a net increase in fund balance of \$8,200,802, primarily related to increased property and sales tax revenue.
- Capital Projects Fund recorded a net increase in fund balance of \$1,329,331, primarily related to increased impact fees.
- General Obligation Debt Service Fund recorded a net increase in fund balance of \$1,227,783, primarily related to taxes.
- ARPA Fund recorded a net decrease in fund balance of \$555, primarily related to grants.

***Proprietary Funds***

The City's proprietary funds provide the same type of information found in the government-wide financial statements. Unrestricted net position of the Water and Sewer Fund at the end of the fiscal year amounted to \$40,867,931, the Airport Fund reported an unrestricted net position of (\$1,669,464) and the Golf Fund reported an unrestricted net position of (\$1,518,057).

***Capital Assets***

The City's capital assets for its governmental and business-type activities as of September 30, 2022, amount to \$146,824,954 (net of accumulated depreciation). This net investment in capital assets includes land, buildings, park facilities, roads, bridges and water and sewer lines.

Additional information on capital asset activity can be found in *Note 7* of this report.

**City of Lancaster, Texas**  
**Management's Discussion and Analysis (Unaudited)**  
**September 30, 2022**

	Governmental Activities		Business-type Activities		Totals	
	2022	2021	2022	2021*	2022	2021
Land	\$ 13,262,490	\$ 13,262,490	\$ 4,971,266	\$ 4,971,266	\$ 18,233,756	\$ 18,233,756
Buildings	37,188,289	37,183,289	2,808,948	2,808,948	39,997,237	39,992,237
Equipment	5,437,711	5,437,711	5,069,706	4,396,320	10,507,417	9,834,031
Construction in progress	11,034,531	11,779,491	2,803,869	2,860,748	13,838,400	14,640,239
Improvements	2,083,186	2,083,186	82,482,873	82,005,931	84,566,059	84,089,117
Streets and bridges	116,420,203	114,636,187	-	-	116,420,203	114,636,187
Drainage	7,433,204	7,433,204	-	-	7,433,204	7,433,204
Accumulated depreciation	(93,279,072)	(89,448,559)	(50,892,250)	(48,927,234)	(144,171,322)	(138,375,793)
Total	\$ 99,580,542	\$ 102,366,999	\$ 47,244,412	\$ 48,115,979	\$ 146,824,954	\$ 150,482,978

\* Fiscal year 2021 amounts have been restated for GASB 87

### ***Long-term Debt***

At the end of the current fiscal year, the City had total bonds outstanding of \$63,130,000, all being tax supported. The City also has \$1,884,854 of debt through financed purchases.

Additional information on long-term debt activity can be found in *Note 8* of this report.

	Governmental Activities		Business-type Activities		Totals	
	2022	2021	2022	2021*	2022	2021
General obligation bonds	\$ 54,530,017	\$ 58,305,017	\$ 5,079,983	\$ 1,119,983	\$ 59,610,000	\$ 59,425,000
Certificates of obligation	3,520,000	3,600,000	-	4,470,000	3,520,000	8,070,000
Financed purchases	1,789,757	2,206,665	95,097	195,997	1,884,854	2,206,665
Total	\$ 59,839,774	\$ 64,111,682	\$ 5,175,080	\$ 5,785,980	\$ 65,014,854	\$ 69,701,665

\* Fiscal year 2021 amounts have been restated for GASB 87

The City has an Aa3 rating from Moody's Investors Service and an AA rating from Standard and Poor's.

### ***Economic Factor and Next Year's Budgets and Rates***

In the fiscal year 2023 budget, General Fund revenues are budgeted to increase by 10 percent from the 2022 budget year. The budget increase is the direct result of increased property and sales tax revenue.

Property taxes make up about 60 percent of budgeted revenues and sales tax make up about 19 percent of budgeted revenues.

### ***Request for Information***

For additional information please contact Director of Finance, Christine Harris, at 972-218-1323 or Finance Department, City of Lancaster, Texas, P.O. Box 940, Lancaster, Texas, 75146, email [mdelmore@lanaster-tx.com](mailto:mdelmore@lanaster-tx.com).

**This Page is Intentionally Left Blank**

## **Basic Financial Statements**

**This Page is Intentionally Left Blank**

# City of Lancaster, Texas

## Statement of Net Position

### September 30, 2022

	Primary Government			Component Units	
	Governmental Activities	Business-type Activities	Total	Lancaster Economic Development Corporation	Lancaster Recreational Development Corporation
<b>Assets</b>					
Cash and cash equivalents	\$ 66,134,195	\$ 47,269,722	\$ 113,403,917	\$ 8,442,988	\$ 4,227,234
Receivables (net of allowance)					
Notes	3,510,000	-	3,510,000	-	-
Delinquent taxes	833,368	-	833,368	-	-
Leases	-	5,215	5,215	-	-
Accounts	1,645,558	2,830,255	4,475,813	-	60,970
Sales tax	1,806,516	-	1,806,516	361,303	711,148
Fines	941,708	-	941,708	-	-
Due from other governments	2,415	-	2,415	653,488	-
Due from component unit	1,893,485	-	1,893,485	-	-
Prepaid items	49,206	-	49,206	-	15,707
Inventory	109,818	20,230	130,048	-	-
Internal balances	2,947,494	(2,947,494)	-	-	-
Capital assets					
Land and construction in progress	24,297,021	7,775,135	32,072,156	100,378	989,118
Other capital assets, net of accumulated depreciation	75,283,521	39,469,277	114,752,798	299,212	8,097,632
Total assets	179,454,305	94,422,340	273,876,645	9,857,369	14,101,809
<b>Deferred Outflows of Resources</b>					
Deferred charges on refunding	879,815	160,704	1,040,519	-	-
Deferred outflows of resources – Pension	2,654,921	267,927	2,922,848	30,364	134,801
Deferred outflows of resources – OPEB	228,923	32,579	261,502	3,748	18,754
Total deferred outflows of resources	3,763,659	461,210	4,224,869	34,112	153,555
<b>Liabilities</b>					
Accounts payable and contracts payable	2,960,188	699,989	3,660,177	677,560	1,046,439
Accrued liabilities	448,785	172,175	620,960	-	42,529
Accrued interest	268,787	10,301	279,088	5,056	2,603
Due to primary government	-	-	-	-	1,893,485
Due to component unit	-	653,488	653,488	-	-
Deposits	400,567	1,306,508	1,707,075	-	-
Unearned revenue	8,280,445	-	8,280,445	-	-
Noncurrent liabilities:					
Due within one year:					
General obligation bonds	3,815,000	590,000	4,405,000	-	-
Certificates of obligation	80,000	-	80,000	-	-
Notes payable	-	-	-	170,000	885,000
Compensated absences	373,590	41,836	415,426	-	-
Financed purchases	416,039	95,097	511,136	-	-
Due in more than one year:					
General obligation bonds	55,132,375	4,561,894	59,694,269	-	-
Certificates of obligation	3,440,000	-	3,440,000	-	-
Notes payable	-	-	-	880,000	1,575,000
Compensated absences	3,362,310	66,208	3,428,518	-	-
Total OPEB liability	2,111,168	196,389	2,307,557	24,548	122,743
Financed purchases	1,373,718	-	1,373,718	-	-
Net pension liability	5,235,088	566,092	5,801,180	60,265	267,549
Total liabilities	87,698,060	8,959,977	96,658,037	1,817,429	5,835,348
<b>Deferred Inflows of Resources</b>					
Deferred inflows of resources - Lease	-	4,751	4,751	-	-
Deferred inflows of resources – Pension	5,256,547	512,619	5,769,166	59,932	266,073
Deferred inflows of resources – OPEB	323,353	21,149	344,502	2,322	11,610
Total deferred inflows of resources	5,579,900	538,519	6,118,419	62,254	277,683
<b>Net Position</b>					
Net investment in capital assets	37,622,318	42,158,125	79,780,443	399,590	6,626,750
Restricted for					
Court Security	78,707	-	78,707	-	-
Court Technology	118,358	-	118,358	-	-
Capital projects	9,901,782	-	9,901,782	-	-
Debt service	8,406,453	-	8,406,453	-	-
Public works	4,788,022	-	4,788,022	-	-
Public improvement districts	1,801,880	-	1,801,880	-	-
Police grants	136,877	-	136,877	-	-
Tourism, convention centers, arts	1,772,053	-	1,772,053	-	-
Law enforcement purposes	1,445,199	-	1,445,199	-	-
Parkland dedication	553,178	-	553,178	-	-
Street maintenance	659,450	-	659,450	-	-
Unrestricted	22,655,727	43,226,929	65,882,656	7,612,208	1,515,583
Total net position	\$ 89,940,004	\$ 85,385,054	\$ 175,325,058	\$ 8,011,798	\$ 8,142,333

See Notes to Financial Statements

**City of Lancaster, Texas**  
**Statement of Activities**  
**For the Year Ended September 30, 2022**

Functions/Program	Expenses	Program Revenues			Net (Expense) Revenue and Changes in Net Position				
		Charges for Services	Operating Grants and Contributions	Capital Grants and Contributions	Primary Government			Component Units	
					Governmental Activities	Business-type Activities	Total	Lancaster Economic Development Corporation	Lancaster Recreational Development Corporation
Primary Government									
Governmental activities									
General government	\$ 10,674,597	\$ 1,944,669	\$ -	\$ -	\$ (8,729,928)	\$ -	\$ (8,729,928)	\$ -	\$ -
Public safety	23,875,475	1,964,050	-	-	(21,911,425)	-	(21,911,425)	-	-
Public works	4,580,441	6,143,274	-	-	1,562,833	-	1,562,833	-	-
Community development and recreation	2,579,686	121,800	2,272,438	-	(185,448)	-	(185,448)	-	-
Interest and fiscal charges	1,969,847	-	-	-	(1,969,847)	-	(1,969,847)	-	-
Total governmental activities	43,680,046	10,173,793	2,272,438	-	(31,233,815)	-	(31,233,815)	-	-
Business-type activities									
Water and sewer	17,309,616	21,199,941	-	-	-	3,890,325	3,890,325	-	-
Refuse	1,632,505	2,803,273	-	-	-	1,170,768	1,170,768	-	-
Airport	1,135,709	994,533	-	-	-	(141,176)	(141,176)	-	-
Golf course	1,272,822	982,227	-	-	-	(290,595)	(290,595)	-	-
Total business-type activities	21,350,652	25,979,974	-	-	-	4,629,322	4,629,322	-	-
Total primary government	\$ 65,030,698	\$ 36,153,767	\$ 2,272,438	\$ -	\$ (31,233,815)	\$ 4,629,322	\$ (26,604,493)	\$ -	\$ -
Component units									
Lancaster Economic Development Corporation	\$ 1,288,058	\$ -	\$ -	\$ -	\$ -	\$ -	\$ -	\$ (1,288,058)	\$ -
Lancaster Recreational Development Corporation	3,200,383	401,417	-	-	-	-	-	-	(2,798,966)
Total component units	\$ 4,488,442	\$ 401,417	\$ -	\$ -	\$ -	\$ -	\$ -	\$ (1,288,058)	\$ (2,798,966)
General Revenues									
Taxes									
Property taxes					\$ 28,220,448	\$ -	\$ 28,220,448	\$ -	\$ -
Sales taxes					11,394,534	-	11,394,534	2,278,907	4,557,813
Franchise taxes					2,384,293	-	2,384,293	-	-
Other local taxes					38,888	-	38,888	-	-
Grants not restricted to specific programs					1,458,905	-	1,458,905	-	-
Interest on investments					466,456	323,409	789,865	60,097	26,096
Miscellaneous					565,093	1,026,325	1,591,418	-	23,991
Transfers					1,926,941	(1,926,941)	-	-	-
Total general revenues and transfers					46,455,558	(577,207)	45,878,351	2,339,004	4,607,900
Change in Net Position					15,221,743	4,052,115	19,273,858	1,050,946	1,808,934
Net Position, Beginning of Year					74,718,261	81,332,939	156,051,200	6,960,852	6,333,399
Net Position, End of Year					\$ 89,940,004	\$ 85,385,054	\$ 175,325,058	\$ 8,011,798	\$ 8,142,333



# City of Lancaster, Texas

## Balance Sheet

### Governmental Funds

September 30, 2022

	General Fund	Capital Projects Fund	General Obligation Debt Service Fund	ARPA Fund	Non-Major Governmental Funds	Total Governmental Funds
<b>Assets</b>						
Cash and cash equivalents	\$ 28,323,245	\$ 10,007,044	\$ 8,391,516	8,279,890	\$ 11,132,500	\$ 66,134,195
Receivables (net of allowance for uncollectibles)						
Notes	-	-	3,510,000	-	-	3,510,000
Delinquent taxes	608,395	-	215,484	-	9,489	833,368
Accounts	1,306,062	-	-	-	339,496	1,645,558
Sales tax	1,806,516	-	-	-	-	1,806,516
Fines	941,708	-	-	-	-	941,708
Due from:						
Component unit	595,984	1,297,501	-	-	-	1,893,485
Other governments	2,415	-	-	-	-	2,415
Other funds	3,181,686	18,468	-	-	-	3,200,154
Inventory, at cost	109,818	-	-	-	-	109,818
Prepaid items	49,206	-	-	-	-	49,206
Total assets	<u>\$ 36,925,035</u>	<u>\$ 11,323,013</u>	<u>\$ 12,117,000</u>	<u>\$ 8,279,890</u>	<u>\$ 11,481,485</u>	<u>\$ 80,126,423</u>
<b>Liabilities, Deferred Inflows of Resources, and Fund Balances</b>						
Liabilities						
Accounts and contracts payable	\$ 2,907,901	\$ 2,138	\$ -	\$ -	\$ 50,149	\$ 2,960,188
Accrued liabilities	301,539	-	-	-	147,246	448,785
Deposits	400,567	-	-	-	-	400,567
Unearned revenue	-	-	-	8,280,445	-	8,280,445
Due to other funds	-	-	-	-	252,660	252,660
Total liabilities	<u>3,610,007</u>	<u>2,138</u>	<u>-</u>	<u>8,280,445</u>	<u>450,055</u>	<u>12,342,645</u>
Deferred inflows of resources – unavailable revenue	<u>1,753,603</u>	<u>-</u>	<u>3,710,547</u>	<u>-</u>	<u>11,648</u>	<u>5,475,798</u>
Fund balances						
Nonspendable for inventory and prepaid items	159,024	-	-	-	-	159,024
Restricted for						
Court security	78,707	-	-	-	-	78,707
Court technology	118,358	-	-	-	-	118,358
Capital projects	-	11,320,875	-	-	-	11,320,875
Debt service	-	-	8,406,453	-	-	8,406,453
Public works	-	-	-	-	4,788,022	4,788,022
Public improvement districts	-	-	-	-	1,801,880	1,801,880
Police grants	-	-	-	-	136,877	136,877
Tourism, convention centers, arts	-	-	-	-	1,772,053	1,772,053
Law enforcement purposes	-	-	-	-	1,308,322	1,308,322
Parkland dedication	-	-	-	-	553,178	553,178
Street maintenance	-	-	-	-	659,450	659,450
Committed	20,075,173	-	-	-	-	20,075,173
Assigned	4,231,873	-	-	-	-	4,231,873
Unassigned	6,898,290	-	-	(555)	-	6,897,735
Total fund balances	<u>31,561,425</u>	<u>11,320,875</u>	<u>8,406,453</u>	<u>(555)</u>	<u>11,019,782</u>	<u>62,307,980</u>
Total liabilities, deferred inflows of resources, and fund balances	<u>\$ 36,925,035</u>	<u>\$ 11,323,013</u>	<u>\$ 12,117,000</u>	<u>\$ 8,279,890</u>	<u>\$ 11,481,485</u>	<u>\$ 80,126,423</u>

**City of Lancaster, Texas**  
**Reconciliation of the Balance Sheet of**  
**Governmental Funds to the Statement of Net Position**  
**September 30, 2022**

Total fund balances – governmental funds		\$ 62,307,980
------------------------------------------	--	---------------

Amounts reported for governmental activities in the statement of net position are different because:

Capital assets (net of accumulated depreciation) used in governmental activities are not current financial resources and therefore are not reported as assets in the governmental funds. Capital assets are reported in the government-wide financial statements, net of accumulated depreciation.		99,580,542
----------------------------------------------------------------------------------------------------------------------------------------------------------------------------------------------------------------------------------------------------------------------------------------------------	--	------------

Interest payable on long-term debt does not require current financial resources, therefore interest payable is not reported as a liability in the governmental funds balance sheet.		(268,787)
-------------------------------------------------------------------------------------------------------------------------------------------------------------------------------------	--	-----------

Revenues earned but not available within 60 days of the year-end are not recognized as revenue on the fund financial statements.		5,475,798
----------------------------------------------------------------------------------------------------------------------------------	--	-----------

Deferred outflows of resources and deferred inflows of resources represent flows of resources which relate to future periods and, therefore, are not reported in the fund financial statements. Deferred outflows of resources and deferred inflows of resources at year-end consist of:

Deferred charges on refunding	\$ 879,815		
Deferred outflows of resources – pension	2,654,921		
Deferred outflows of resources – OPEB	228,923		
Deferred inflows of resources – pension	(5,256,547)		
Deferred inflows of resources – OPEB	<u>(323,353)</u>		(1,816,241)

Long-term liabilities, including bonds payable are not due and payable in the current period and therefore are not reported in the fund financial statements. Long-term liabilities at year-end consist of:

General obligation bonds	\$ (54,530,017)		
Certificates of obligation	(3,520,000)		
Premiums on bond debt	(4,417,358)		
Net pension liability	(5,235,088)		
Compensated absences	(3,735,900)		
Total OPEB liability	(2,111,168)		
Financed purchase	<u>(1,789,757)</u>		<u>(75,339,288)</u>

Total net position of governmental activities		<u>\$ 89,940,004</u>
-----------------------------------------------	--	----------------------

**City of Lancaster, Texas**  
**Statement of Revenues, Expenditures, and**  
**Changes in Fund Balances**  
**Governmental Funds**  
**For the Year Ended September 30, 2022**

	<b>General Fund</b>	<b>Capital Projects Fund</b>	<b>General Obligation Debt Service Fund</b>	<b>ARPA Fund</b>	<b>Non-Major Governmental Funds</b>	<b>Total Governmental Funds</b>
<b>Revenues</b>						
Taxes and fees	\$ 34,291,405	\$ 1,232,194	\$ 6,665,381	\$ -	\$ 3,848,398	\$ 46,037,378
Licenses and permits	3,059,224	-	-	-	283,347	3,342,571
Intergovernmental	690,570	536,868	1,045,000	1,458,905	-	3,731,343
Charges for services	1,568,509	-	-	-	-	1,568,509
Fines and forfeits	1,844,042	-	-	-	120,008	1,964,050
Interest	269,612	63,924	59,606	-	73,314	466,456
Miscellaneous	548,227	-	-	-	16,866	565,093
Total revenues	42,271,589	1,832,986	7,769,987	1,458,905	4,341,933	57,675,400
<b>Expenditures</b>						
Current						
General government	10,212,548	503,655	-	-	-	10,716,203
Public safety	19,407,006	-	-	1,352,936	256,835	21,016,777
Public works	2,807,405	-	-	-	1,423,300	4,230,705
Community development and recreation	1,886,376	-	-	-	470,715	2,357,091
Capital outlay	1,747,900	-	-	106,524	-	1,854,424
Debt service						
Principal retirement	-	-	4,311,908	-	35,000	4,346,908
Interest and fiscal charges	-	-	2,230,296	-	10,275	2,240,571
Cost of issuance of bonds	-	-	22,900	-	-	22,900
Total expenditures	36,061,235	503,655	6,565,104	1,459,460	2,196,125	46,785,579
Excess (deficiency) of revenues over expenditures	6,210,354	1,329,331	1,204,883	(555)	2,145,808	10,889,821
Other financing sources (uses)						
Transfers in	1,990,448	-	-	-	-	1,990,448
Transfers out	-	-	-	-	(63,507)	(63,507)
Payment to refunded bond escrow agent	-	-	(2,657,100)	-	-	(2,657,100)
Proceeds from refunding bonds issued	-	-	2,680,000	-	-	2,680,000
Total other financing sources (uses)	1,990,448	-	22,900	-	(63,507)	1,949,841
<b>Net Change in Fund Balances</b>	8,200,802	1,329,331	1,227,783	(555)	2,082,301	12,839,662
<b>Fund Balance, Beginning of Year</b>	23,360,623	9,991,544	7,178,670	-	8,937,481	49,468,318
<b>Fund Balances, End of Year</b>	\$ 31,561,425	\$ 11,320,875	\$ 8,406,453	\$ (555)	\$ 11,019,782	\$ 62,307,980

# City of Lancaster, Texas

## Reconciliation of the Statement of Revenues, Expenditures, and Changes in Fund Balances of Governmental Funds to the Statement of Activities

### For the Year Ended September 30, 2022

Net change in fund balances – total governmental funds	\$ 12,839,662
Amounts reported for governmental activities in the statement of activities are different because:	
Governmental funds report capital outlays as expenditures. However, in the statement of activities the cost of those assets is allocated over their estimated useful lives and reported as depreciation expense.	1,789,017
The net effect of various miscellaneous transactions involving capital assets (i.e., trade-ins, and donations) is to increase net position. Loss on sale of assets	(744,960)
Depreciation expense on capital assets is reported in the statement of activities but does not require the use of current financial resources. Therefore, depreciation expense is not reported as expenditures in the governmental funds.	(3,830,513)
Current year principal payments of long-term liabilities are shown as expenditures in the fund financial statements, but shown as reductions in long-term liabilities in the government-wide financial statements as follows:	
General and certificates of obligation bonds	\$ 3,930,000
Issuance of refunding bonds	(2,680,000)
Payment to escrow agent	2,657,100
Financed purchases	<u>416,908</u>
	4,324,008
Governmental funds report the effect of premiums, discounts and similar items when debt is first issued, whereas the amounts are deferred and amortized in the statement of activities.	380,642
Governmental funds report the effect of losses on refundings when debt is first issued, whereas the amounts are deferred and amortized in the statement of activities.	(114,413)
Current year pension expenditures are reported on the fiscal year basis on the governmental statement of revenues, expenditures and changes in fund balance and as actuarially determined in the government-wide statement of activities. These differences are reflected in deferred outflows of resources and deferred inflow of resources balances.	1,886,452
Current year change in long-term liability for compensated absences and OPEB liability do not require the use of current financial resources; therefore, are not reported as expenditures in governmental funds.	(634,995)
Current year changes in accrued interest payable do not require the use of current financial resources; therefore, are not reported as expenditures in governmental funds.	27,395
Certain revenues in the government-wide statement of activities that do not provide current financial resources are not reported as revenue in the governmental funds. This is the net change in these revenues for the year.	<u>(700,552)</u>
Change in net position of governmental activities	<u><u>\$ 15,221,743</u></u>

**City of Lancaster, Texas**  
**Statement of Net Position**  
**Proprietary Funds**  
**September 30, 2022**

	<b>Water and Sewer Fund</b>	<b>Airport Fund</b>	<b>Golf Fund</b>	<b>Non-major Enterprise Funds</b>	<b>Total Proprietary Funds</b>
<b>Assets and Deferred Outflows of Resources</b>					
<b>Current Assets</b>					
Cash and cash equivalents	\$ 42,044,282	\$ -	\$ -	\$ 5,225,440	\$ 47,269,722
Receivables (net of allowance for uncollectibles):					
Accounts	1,434,437	-	4,656	224,747	1,663,840
Lease	-	5,215	-	-	5,215
Unbilled	1,035,766	-	-	130,649	1,166,415
Inventory	-	20,230	-	-	20,230
Total current assets	44,514,485	25,445	4,656	5,580,836	50,125,422
<b>Capital Assets</b>					
Nondepreciable	1,315,055	6,110,526	349,554	-	7,775,135
Depreciable (net of accumulated depreciation)	32,902,190	4,843,454	1,465,834	257,799	39,469,277
Total non-current assets	34,217,245	10,953,980	1,815,388	257,799	47,244,412
Total assets	78,731,730	10,979,425	1,820,044	5,838,635	97,369,834
<b>Deferred Outflows of Resources</b>					
Deferred charges on refunding	160,704	-	-	-	160,704
Deferred outflows of resources – Pension	236,344	31,583	-	-	267,927
Deferred outflows of resources – OPEB	28,508	4,071	-	-	32,579
Total deferred outflows of resources	425,556	35,654	-	-	461,210
<b>Liabilities, Deferred Inflows or Resources and Net Position</b>					
<b>Current Liabilities</b>					
Accounts and contracts payable	574,751	68,536	56,702	-	699,989
Accrued liabilities	121,864	-	16,866	33,445	172,175
Accrued interest	9,785	516	-	-	10,301
Deposits	1,306,508	-	-	-	1,306,508
Due to:					
Other funds	674,036	824,313	1,449,145	-	2,947,494
Component units	-	653,488	-	-	653,488
General obligation bonds	580,000	10,000	-	-	590,000
Financed purchases	-	-	95,097	-	95,097
Compensated absences	19,598	22,020	-	218	41,836
Total current liabilities	3,286,542	1,578,873	1,617,810	33,663	6,516,888
<b>Non-current Liabilities</b>					
General obligation bonds	4,551,894	10,000	-	-	4,561,894
Compensated absences	65,554	-	-	654	66,208
Net pension liability	497,706	68,386	-	-	566,092
Total OPEB liability	171,841	24,548	-	-	196,389
Total non-current liabilities	5,286,995	102,934	-	654	5,390,583
Total liabilities	8,573,537	1,681,807	1,617,810	34,317	11,907,471
<b>Deferred Inflows of Resources</b>					
Deferred inflows of resources – Lease	-	4,751	-	-	4,751
Deferred inflows of resources – Pension	451,257	61,362	-	-	512,619
Deferred inflows of resources – OPEB	18,506	2,643	-	-	21,149
Total deferred inflows of resources	469,763	68,756	-	-	538,519
<b>Net Position</b>					
Net investment in capital assets	29,246,055	10,933,980	1,720,291	257,799	42,158,125
Unrestricted	40,867,931	(1,669,464)	(1,518,057)	5,546,519	43,226,929
Total net position	\$ 70,113,986	\$ 9,264,516	\$ 202,234	\$ 5,804,318	\$ 85,385,054

**City of Lancaster, Texas**  
**Statement of Revenues, Expenses, and Changes in Net Position**  
**Proprietary Funds**  
**For the Year Ended September 30, 2022**

	<b>Water and Sewer Fund</b>	<b>Airport Fund</b>	<b>Golf Fund</b>	<b>Non-major Enterprise Funds</b>	<b>Total Proprietary Funds</b>
<b>Operating Revenues</b>					
Charges for services	\$ 20,040,970	\$ 994,533	\$ 982,227	\$ 2,803,273	\$ 24,821,003
Intergovernmental	-	-	-	-	-
Other revenue	921,427	21,990	82,908	-	1,026,325
Impact fee revenue	1,158,971	-	-	-	1,158,971
Total operating revenues	22,121,368	1,016,523	1,065,135	2,803,273	27,006,299
<b>Operating Expenses</b>					
Personnel services and benefits	1,732,270	251,030	-	-	1,983,300
Maintenance	1,085,831	25,631	43,346	-	1,154,808
Purchase of water	4,747,096	-	-	-	4,747,096
Materials and supplies	85,876	633,746	-	-	719,622
Heat, light and power	197,677	74,154	44,002	-	315,833
Sewage treatment	7,040,353	-	-	-	7,040,353
Special services	493,243	11,207	1,036,372	1,544,726	3,085,548
Bad debt expense	207,187	-	-	-	207,187
Equipment rental	7,965	17,075	5,021	36,510	66,571
Depreciation	1,648,707	120,959	144,081	51,269	1,965,016
Total operating expenses	17,246,205	1,133,802	1,272,822	1,632,505	21,285,334
<b>Operating Income (Loss)</b>	4,875,163	(117,279)	(207,687)	1,170,768	5,720,965
<b>Non-operating Revenues (Expenses)</b>					
Interest revenue	287,331	-	-	36,078	323,409
Interest and fiscal charges	(63,411)	(1,907)	-	-	(65,318)
Total non-operating revenues (expenses)	223,920	(1,907)	-	36,078	258,091
<b>Income (Loss) Before Transfers</b>	5,099,083	(119,186)	(207,687)	1,206,846	5,979,056
<b>Transfers</b>					
Transfers out	(1,760,901)	-	(7,000)	(159,040)	(1,926,941)
Total transfers	(1,760,901)	-	(7,000)	(159,040)	(1,926,941)
<b>Change in Net Position</b>	3,338,182	(119,186)	(214,687)	1,047,806	4,052,115
<b>Net Position, Beginning of Year</b>	66,775,804	9,383,702	416,921	4,756,512	81,332,939
<b>Net Position, End of Year</b>	\$ 70,113,986	\$ 9,264,516	\$ 202,234	\$ 5,804,318	\$ 85,385,054

**City of Lancaster, Texas**  
**Statement of Cash Flows**  
**Proprietary Funds**  
**For the Year Ended September 30, 2022**

	Water and Sewer Fund	Airport Fund	Golf Fund	Non-major Enterprise Funds	Total
<b>Operating Activities</b>					
Receipts from customers and users	\$ 21,752,038	\$ 1,011,308	\$ 1,065,951	\$ 2,773,673	\$ 26,602,970
Utility deposits collected	45,656	-	-	-	45,656
Payments to employees	(1,889,444)	(255,680)	-	-	(2,145,124)
Payments to suppliers	(13,666,808)	(759,520)	(1,127,257)	(1,703,295)	(17,256,880)
Net cash provided by (used in) operating activities	6,241,442	(3,892)	(61,306)	1,070,378	7,246,622
<b>Noncapital and Related Financing Activities</b>					
Transfers out	(1,760,901)	-	(7,000)	(159,040)	(1,926,941)
Payment to Component Unit	-	(18,750)	-	-	(18,750)
Advances from other funds	-	-	169,205	-	169,205
Net cash provided by (used in) noncapital financing activities	(1,760,901)	(18,750)	162,205	(159,040)	(1,776,486)
<b>Capital and Related Financing Activities</b>					
Acquisition and construction of capital assets	(897,452)	-	-	-	(897,452)
Principal payments on debt	(517,460)	(8,514)	(100,900)	-	(626,874)
Interest payments on debt	(133,861)	(1,907)	-	-	(135,768)
Net cash used in capital and financing activities	(1,548,773)	(10,421)	(100,900)	-	(1,660,094)
<b>Investing Activities</b>					
Interest on investments	287,331	-	-	36,077	323,408
Net cash provided by investing activities	287,331	-	-	36,077	323,408
<b>Increase (Decrease) in Cash and Cash Equivalents</b>	3,219,099	(33,063)	-	947,415	4,133,451
<b>Cash and Cash Equivalents, Beginning of Year</b>	38,825,183	33,063	-	4,278,025	43,136,271
<b>Cash and Cash Equivalents, End of Year</b>	\$ 42,044,282	\$ -	\$ -	\$ 5,225,440	\$ 47,269,722
<b>Reconciliation of Net Operating Income (Loss) to Net Cash Provided by Operating Activities</b>					
Operating income (loss)	\$ 4,875,163	\$ (117,279)	\$ (207,687)	\$ 1,170,768	\$ 5,720,965
Item not requiring cash					
Depreciation	1,648,707	120,959	144,081	51,269	1,965,016
Changes in					
Accounts receivable	(369,330)	(5,215)	(4,656)	(29,600)	(408,801)
Inventories	-	11,495	-	-	11,495
Deferred outflows of resources	(67,914)	(9,202)	-	-	(77,116)
Accounts payable	191,089	19,536	5,472	(134,542)	81,555
Accrued expenses	52,987	(28,738)	1,484	12,483	38,216
Net pension liability	(320,107)	(43,514)	-	-	(363,621)
Total OPEB Liability	3,337	476	-	-	3,813
Deferred inflows of resources	232,904	36,440	-	-	269,344
Compensated absences	(5,394)	11,150	-	-	5,756
Net cash provided by operating activities	\$ 6,241,442	\$ (3,892)	\$ (61,306)	\$ 1,070,378	\$ 7,246,622

**This Page is Intentionally Left Blank**



# City of Lancaster, Texas

## Notes to Basic Financial Statements

### September 30, 2022

#### Note 1: Summary of Significant Accounting Policies

The accounting and reporting policies of the City of Lancaster (City) conform to the generally accepted accounting principles (GAAP) applicable to state and local governments. The Governmental Accounting Standards Board (GASB) is the accepted standards setting body for establishing governmental accounting and financial reporting principles. The following is a summary of the more significant accounting policies.

##### **Reporting Entity**

The City was incorporated in 1853. The City operates as a home-rule city, under a Council-manager form of government and provides the following services as authorized by its charter: public safety (police and fire), highways and streets, water and sewer utilities, sanitation, health and social services, parks and recreation, public improvements, airport, golf course, planning and zoning and general administrative services.

The City's basic financial statements include the separate governmental entities that are controlled by or are dependent on the City. The determination to include separate governmental entities is based on the criteria of GASB Statement No. 14, *The Financial Reporting Entity* (GASB 14), as amended by GASB Statement No. 39, *Determining Whether Certain Organizations Are Component Units* and GASB Statement No. 61, *The Financial Reporting Entity: Omnibus*. GASB 14 defines the reporting entity as the primary government and those component units for which the primary government is financially accountable. To be financially accountable, a voting majority of the component unit's board must be appointed by the primary government, and either: (1) the primary government must be able to impose its will or (2) the primary government may potentially benefit financially or be financially responsible for the component unit. The Lancaster Economic Development Corporation (Economic) and the Lancaster Recreational Development Corporation (Recreational) are nonprofit industrial development corporations formed in July and October 1995, respectively, under the *Development Corporation Act of 1979*. Both Economic and Recreational are organized exclusively for the purposes of benefiting and accomplishing public purposes and to act on behalf of the City. This includes the construction and renovation of municipal buildings, the acquisition, improvement, and operation of parks as well as other economic development purposes. The affairs of these corporations are managed by two separate Boards of Directors, which are appointed by the City Council. The City Council approves annual budgets and issuances of debt. Economic and Recreational have been discretely presented in the accompanying financial statements. Separate stand-alone financial statements of the individual component units are not available.

# City of Lancaster, Texas

## Notes to Basic Financial Statements

### September 30, 2022

#### ***Basis of Presentation***

##### ***Government-Wide Financial Statements***

The government-wide financial statements (the statement of net position and the statement of activities) report information on all of the activities of the City. The effect of interfund activity, within the governmental and business-type activities columns, has been removed from these statements. However, interfund services provided and used are not eliminated in the consolidation process. Governmental activities, which normally are supported by taxes and intergovernmental revenues, are reported separately from business-type activities, which rely to a significant extent on fees and charges for support.

The statement of net position presents information on all the City's assets, deferred outflows of resources, and liabilities and deferred inflows of resources, with the difference reported as "net position." Over time, increases or decreases in net position may serve as a useful indicator of whether the financial position of the City is improving or deteriorating.

The statement of activities demonstrates the degree to which the direct expenses of a given program are offset by program revenues. *Direct expenses* are those that are clearly identifiable with a specific program of City government. *Program revenues* include: (1) charges to customers or applicants who purchase, use, or directly benefit from goods, services, or privileges provided by a given program and (2) operating or capital grants and contributions that are restricted to meeting the operational or capital requirements of a particular program. Taxes and other items properly not included among program revenues are reported instead as general revenues.

##### ***Fund Financial Statements***

The City segregates transactions related to certain functions or activities in separate funds in order to aid financial management and to demonstrate legal compliance. Separate statements are presented for Governmental Funds and Proprietary Funds. These statements present each major fund as a separate column on the fund financial statements; all non-major funds are aggregated and presented in a single column.

Governmental Funds are those funds through which most governmental functions typically are financed. The measurement focus of Governmental Funds is on the sources, uses and balances of current financial resources. The City has presented the following major Governmental Funds:

**General Fund** – The General Fund is the main operating fund of the City. This fund is used to account for all financial resources not accounted for in other funds. All general tax revenues and other receipts that are not restricted by law or contractual agreement to some other funds are accounted for in this fund. General operating expenditures, fixed charges and capital improvement costs that are not paid through other funds are paid from the General Fund.

# City of Lancaster, Texas

## Notes to Basic Financial Statements

### September 30, 2022

**Capital Projects Fund** – The Capital Projects Fund is utilized to account for financial resources to be used for the acquisition or construction of major capital facilities.

**General Obligation Debt Service Fund** – The Debt Service Fund is used to account for the accumulation of resources and for the payment of general long-term debt principal, interest, and related costs, as well as the payment of lease/purchase items. The revenue source is principally ad-valorem taxes levied by the City and transfers in for the payment of lease/purchases.

**ARPA Fund** – The ARPA Fund is utilized to account for financial resources and related expenditures from the *America Rescue Plan Act of 2021*.

Proprietary Funds are accounted for using the economic resources measurement focus and the accrual basis of accounting. The accounting objectives are determinations of net income, financial position, and cash flow. All assets, deferred outflows, and inflows of resources and liabilities are included on the Statement of Net Position. The City has presented the following major Proprietary Funds:

**Water and Sewer Fund** – The Water and Sewer Fund is used to account for the acquisition, operation, and maintenance of a municipal water and sewer utility, supported primarily by user charges to the public.

**Airport Fund** – The Airport Fund is used to account for the operation of the City's regional airport.

**Golf Course Fund** – The Golf Fund is used to account for the operation of the City's golf course.

Proprietary Funds distinguish operating revenues and expenses from nonoperating items. Operating revenues and expenses generally result from providing services and producing and delivering goods in connection with a Proprietary Fund's principal ongoing operations. Operating expenses for the Proprietary Funds include the cost of personnel and contractual services, supplies, and depreciation on capital assets. All revenues and expenses not meeting this definition are reported as nonoperating revenues and expenses.

#### ***Fund Balance Flow Assumptions***

Sometimes the City will fund outlays for a particular purpose from both restricted and unrestricted resources (the total of committed, assigned, and unassigned fund balance). In order to calculate the amounts to report as restricted, committed, assigned, and unassigned fund balance in the governmental fund financial statements, a flow assumption must be made about the order in which the resources are considered to be applied. It is the City's policy to consider restricted fund balance to have been depleted before using any of the components of unrestricted fund balance. Further, when the components of unrestricted fund balance can be used for the same purpose, committed fund balance is depleted first, followed by assigned fund balance. Unassigned fund balance is applied last.

# **City of Lancaster, Texas**

## **Notes to Basic Financial Statements**

### **September 30, 2022**

#### ***Classification of Fund Equity***

Fund balances are classified as nonspendable, restricted, committed, assigned, or unassigned in governmental funds. Nonspendable fund balance cannot be spent, either because it is not in spendable form or because of legal or contractual requirements. Restricted fund balances have constraints for specific purposes which are externally imposed by providers, such as creditors, grantors, or other governments; or by enabling legislation of the City Council. Committed fund balances can only be used for specific purposes pursuant to constraints imposed by the City Council through an ordinance or resolution. Assigned fund balances are constrained by intent to be used for specific purposes but are neither restricted nor committed. Assignments are made by City management based on Council direction. Unassigned fund balances include residual positive fund balances within the General Fund that had not been classified within the other mentioned categories. Unassigned fund balances may also include negative balances for any governmental fund if expenditures exceed amounts restricted, committed or assigned for those specific purposes.

The City has established a policy to maintain a reserve account of 18 percent of budgeted expenditures. As of September 30, 2022, the City was in compliance with this policy as unassigned fund balance in the General Fund was equal to 19 percent of current year expenditures.

#### ***Measurement Focus and Basis of Accounting***

The accounting and financial reporting treatment is determined by the applicable measurement focus and basis of accounting. Measurement focus indicates the type of resources being measured such as current financial resources or economic resources. The basis of accounting indicates the timing of transactions or events for recognition in the financial statements.

The government-wide and proprietary funds financial statements are reported using the economic resources measurement focus and the accrual basis of accounting. Revenues are recorded when earned and expenses are recorded when a liability is incurred, regardless of the timing of related cash flows. Property taxes are recognized as revenues in the year for which they are levied. Grants and similar items are recognized as revenue as soon as all eligibility requirements imposed by the provider have been met.

The governmental fund financial statements are reported using the current financial resources measurement focus. Revenues are recognized as soon as they are both measurable and available.

Revenues are considered to be available when they are collectible within the current period or soon enough thereafter to pay liabilities of the current period. For this purpose, the government considers revenues to be available if they are collected within 60 days of the end of the current fiscal period. Expenditures generally are recorded when a liability is incurred, as under accrual accounting. However, debt service expenditures, as well as expenditures related to compensated absences, and claims and judgments, are recorded only when payment is due. General capital asset acquisitions are reported as expenditures in governmental funds. Issuance of long-term debt and acquisitions under capital leases are reported as other financing sources.

**City of Lancaster, Texas**  
**Notes to Basic Financial Statements**  
**September 30, 2022**

Property taxes, sales taxes, franchise taxes, fines and forfeits, and interest associated with the current fiscal period are all considered to be susceptible to accrual and so have been recognized as revenues of the current fiscal period. Licenses and permits, charges for services (except for sanitation services) and rents and concessions are recorded as revenues when received in cash because they are generally not measurable until actually received. Entitlements are recorded as revenues when all eligibility requirements are met, including any time requirements and the amount is received during the period or within the availability period for this revenue source (within 60 days of year-end). Expenditure-driven grants are recognized as revenue when the qualifying expenditures have been incurred and all other eligibility requirements have been met, and the amount is received during the period or within the availability period for this revenue source (within 60 days of year-end). All other revenue items are considered to be measurable and available only when cash is received by the City.

***Cash and Cash Equivalents***

For purposes of the statement of cash flows, the City considers cash and cash equivalents to be cash and external investment pools.

***Investments***

Investments in external investment pools are carried at either net asset value or amortized cost, as determined by each pool's individual investment valuation method and whether there is a readily determinable fair value of the pool as of the City's fiscal year end. In instances where pools transact at amortized cost, no readily determinable fair value is deemed available.

***Allowance for Uncollectible Accounts***

An allowance for uncollectible taxes including penalties and interest and water and sewer billed receivables is provided based on an analysis of historical trends. The allowances at September 30, 2022, were \$750,272 for uncollectible taxes, \$3,540,503 for water, sewer, and stormwater billings, \$507,074 for court fees and fines and \$650,995 for ambulance fees.

***Inventory***

Inventories, which are recognized as expenditures as they are consumed, are stated at cost (first-in, first-out). Inventories consist of expendable supplies.

**City of Lancaster, Texas**  
**Notes to Basic Financial Statements**  
**September 30, 2022**

***Prepaid Items***

Prepaid balances, which are recognized as expenditures as they are consumed, are for payments made by the City in the current year for services occurring in the subsequent year.

***Interfund Receivables and Payables***

Any residual balances outstanding between the governmental activities and business-type activities are reported in the government-wide financial statements as “internal balances.”

***Interfund Transactions***

Interfund services provided and used are accounted for as revenues, expenditures or expenses. Transactions that constitute reimbursements to a fund for expenditures/expenses initially made that are properly applicable to another fund, are recorded as expenditures/expenses in the reimbursing fund and as a reduction of expenditures/expenses in the fund reimbursed. All other interfund transactions, except quasi-external transactions and reimbursements, are recorded as transfers.

***Lease Receivable***

The City leases a portion of its property to various businesses who use the space to conduct their operations. The City recognizes a lease receivable and a deferred inflow of resources in the government-wide and governmental fund financial statements.

At the commencement of a lease, the City initially measures the lease receivable at the present value of payments expected to be received during the lease term. Subsequently, the lease receivable is reduced by the principal portion of lease payments received. The deferred inflow of resources is initially measured as the initial amount of the lease receivable, adjusted for lease payments received at or before the lease commencement date. Subsequently, the deferred inflow of resources is recognized as revenue over the life of the lease term.

Key estimates and judgments include how the City determines: (1) the discount rate it uses to discount the expected lease receipts to present value, (2) lease term, and (3) lease receipts.

- The City uses its estimated incremental borrowing rate as the discount rate for leases.
- The lease term includes the noncancellable period of the lease. Lease receipts included in the measurement of the lease receivable is composed of fixed payments from the lessee.

The City monitors changes in circumstances that would require a remeasurement of its lease, and will remeasure the lease receivable and deferred inflows of resources if certain changes occur that are expected to significantly affect the amount of the lease receivable.

# City of Lancaster, Texas

## Notes to Basic Financial Statements

### September 30, 2022

#### **Capital Assets**

Capital assets, which include property, plant, equipment, and infrastructure assets, are reported in the applicable governmental or business-type activities columns in the government-wide financial statements and in the fund financial statements for Proprietary Funds. All capital assets are valued at historical cost or estimated historical cost if actual historical cost is not available. Donated assets are valued at acquisition value on the date donated. Repairs and maintenance are recorded as expenses. Renewals and betterments are capitalized.

All items purchased with a price of \$5,000 or greater and a useful life exceeding one year is placed on the capital asset list. Each department is required to monitor their inventory and is accountable for the location of the asset. Asset tags are issued after payment has been processed. The Purchasing Agent conducts a yearly inventory to verify the inventory.

Assets capitalized have a useful life of over one year. Depreciation is recorded on each class of depreciable property utilizing the straight-line method over the estimated useful lives of the assets. Estimated useful lives of major categories of property are:

Plants and buildings	40 years
Improvements	5 – 50 years
Machinery and equipment	5 – 10 years

#### **Deferred Outflows/Inflows of Resources**

In addition to assets, the statement of net position will sometimes report a separate section for deferred outflows of resources. This separate financial statement element represents a consumption of net assets that applies to a future period(s) and so will not be recognized as an outflow of resources (expense/expenditure) until then. The City has the following items that qualify for reporting in this category.

- Deferred loss on refunding – A deferred loss on refunding results from the difference in the carrying value of refunded debt and its reacquisition price. This amount is deferred and recognized over the shorter of the life of the refunded or refunding debt.
- Employer Contributions – Pensions and OPEB – These contributions are those made after the measurement date through the fiscal year end (January 1<sup>st</sup> – September 30<sup>th</sup>) resulting in a cash outlay not yet recognized in GASB Statement No. 68, *Accounting and Financial Reporting for Pensions - an amendment of GASB Statement No. 27* (GASB 68) and GASB Statement No. 75, *Accounting and Financial Reporting for Postemployment Benefits Other Than Pensions* (GASB 75). This amount is deferred and recognized in the following fiscal year.
- Experience difference – Pensions and OPEB – These amounts represent the difference in expected and actual pension and OPEB experience. These differences are deferred and recognized over the estimated average remaining lives of all members determined as of the measurement date.

**City of Lancaster, Texas**  
**Notes to Basic Financial Statements**  
**September 30, 2022**

- Assumption changes – Pensions and OPEB – These amounts represent the difference resulting from a change in assumptions used to measure the underlying total pension liability and total OPEB liability. These differences are deferred and recognized over the estimated average remaining lives of all members determined as of the beginning of the measurement period.

In addition to liabilities, the statement of net position or balance sheet will sometimes report a separate section for deferred inflows of resources. This separate financial statement element represents an acquisition of net assets that applies to a future period(s) and so will not be recognized as an inflow of resources (revenue) until then.

The City has the following items that qualify for reporting in this category.

- Unavailable revenue – This amount represents uncollected property taxes, municipal court fees, ambulance fees, and notes receivables. This amount is deferred and recognized once payments are made in the follow fiscal year. This item is only presented in the Balance Sheet – Governmental Funds.
- Experience difference – Pensions and OPEB – These amounts represent the difference in expected and actual OPEB experience. These differences are deferred and recognized over the estimated average remaining lives of all members determined as of the measurement date.
- Investment difference – Pensions – These amounts represent the difference in projected and actual earnings on pension plan assets. These differences are deferred and amortized over a closed five-year period.
- Assumption changes – OPEB – These amounts represent the difference resulting from a change in assumptions used to measure the underlying total OPEB liability. These differences are deferred and recognized over the estimated average remaining lives of all members determined as of the beginning of the measurement period.
- Lease related – this represents the initial value of the lease receivable under GASB 87 systematically reduced and recognized as lease revenue over the term of the lease. This deferred inflow is recorded at both the fund level and government-wide financial statements.

***Compensated Absences***

Sick leave is recorded on governmental activities for the Fire and Police Departments. All other employees are not compensated for unused sick leave. Vacation is earned in varying amounts up to a maximum of 20 days per year for employees with 10 or more years of service. Unused vacation leave carried forward from one year to the next is limited to 260 hours.

The liability for unused vested vacation leave as of September 30, 2022, is shown as a liability for compensated absences in the applicable governmental or business-type activities columns in the government-wide statements and in the fund financial statements for the Proprietary Funds. The amount to be paid from current available financial resources is not considered significant.



# **City of Lancaster, Texas**

## **Notes to Basic Financial Statements**

### **September 30, 2022**

#### ***Defined Benefit Pension Plans***

For purposes of measuring the net pension liability, deferred outflows of resources and deferred inflows of resources related to pensions, and pension expense, information about the Fiduciary Net Position of the Texas Municipal Retirement System (TMRS) and additions to/deductions from TMRS' Fiduciary Net Position have been determined on the same basis as they are reported by TMRS. For this purpose, plan contributions are recognized in the period that compensation is reported for the employee, which is when contributions are legally due. Benefit payments and refunds are recognized when due and payable in accordance with the benefit terms. Investments are reported at fair value. Information regarding the City's total pension liability is obtained from TMRS through a report prepared for the City by TMRS' consulting actuary, Gabriel Roeder Smith & Company, in compliance with GASB 68.

Fund allocation of related balances is determined by individual employee assignment. This assignment is uniform with regard to liquidation of the liability.

#### ***Defined Benefit Other Postemployment Benefit Plans***

The City has two single-employer defined benefit other postemployment benefit (OPEB) plans. For purposes of measuring the total OPEB liability, deferred outflows of resources and deferred inflows of resources related to OPEB and OPEB expense have been determined on the same basis as they are reported by the Plan. For this purpose, benefit payments are recognized when due and payable in accordance with the benefit terms.

Allocation of OPEB related balances to reporting units is determined on the basis of employee payroll funding. The total OPEB liability is generally liquidated in the General Fund.

#### ***Unearned Revenue***

Governmental funds report a liability, unearned revenue, in connection with resources that have been received, but not yet earned.

#### ***Adoption of New Accounting Standards***

GASB Statement No. 87, *Leases*, establishes new guidance for lease accounting for lessees and lessors and eliminates the classification of leases as either operating or capital leases. This statement establishes a single model for lease accounting based on the principle that leases are financings of the right-to-use an underlying asset. Lessees will recognize a lease liability and an intangible right-to-use lease asset. Lessors will recognize a lease receivable and a deferred inflow of resources. The requirements of this Statement are effective for reporting periods beginning after June 15, 2021. The City has implemented this Statement in fiscal year 2022. See *Note 6* for additional information. The adoption of this standard had no material impact on the City's net position.

**City of Lancaster, Texas**  
**Notes to Basic Financial Statements**  
**September 30, 2022**

***New Pronouncements***

The GASB has issued the following new statements to be implemented in future years.

GASB Statement No. 94, *Public-Private and Public-Public Partnerships and Availability Payment Arrangements* (GASB 94):

This statement addresses issues related to public-private and public-public partnership arrangements (PPPs) and availability payment arrangements (APAs). This statement will be effective for the City in fiscal year 2023. The City will evaluate the potential impact on the City's net position.

GASB Statement No. 96, *Subscription-Based Information Technology Arrangements* (GASB 96):

This statement provides guidance on subscription-based information technology arrangements (SBITAs) to further report on government's obligations and assets from SBITAs. This statement will be effective for the City in fiscal year 2023. The City will evaluate the potential impact on the City's net position.

Statement No. 99, *Omnibus 2022* (GASB 99):

This statement improves comparability and consistency of application of accounting and financial reporting and also authoritative literature. This statement will be effective for the City in fiscal year 2023. The City will evaluate the potential impact on the City's net position.

GASB Statement No. 100, *Accounting Changes and Error Corrections*—an amendment of GASB Statement No. 62 (GASB 100):

This statement improves the clarity and requirements for accounting changes and error corrections. This statement will be effective for the City in fiscal year 2024. The City will evaluate the potential impact on the City's net position.

GASB Statement No. 101, *Compensated Absences* (GASB 101):

This statement addresses the recognition and measurement of compensated absences. This statement will be effective for the City in fiscal year 2025. The City will evaluate the potential impact on the City's net position.

**Note 2: Deposits and Investments**

The deposit and investment policies of the City are governed by State Statutes and the adopted City Investment Policy. City policies governing bank deposits require depositories to be FDIC-insured institutions, and depositories must fully collateralize all deposits in excess of FDIC insurance limits.

Statutes authorize the City to invest in obligations of the U.S. Treasury and U.S. agency securities, repurchase agreements, and municipal pools.

# **City of Lancaster, Texas**

## **Notes to Basic Financial Statements**

### **September 30, 2022**

The City utilizes a pooled investment concept for all its funds to maximize its investment program. Investment income from this internal pooling is allocated to the respective funds based upon the sources of funds invested.

During the year ended September 30, 2022, the City invested in Texas CLASS, TexPool, and LOGIC, which are investment pools authorized by the Texas Legislature.

Texas Cooperative Liquid Assets Securities System (Texas CLASS) was created specifically for the use of Texas local government entities and seeks to provide safety, liquidity, convenience, and competitive rates of return. Public Trust Advisors, LLC serves as the pool's administrator and investment adviser. The marketing and operation functions of the portfolio are also performed by Public Trust Advisors, LLC. The pool is subject to the general supervision of the Board of Trustees and its Advisory Board, both of which are elected by the Texas CLASS Participants.

Wells Fargo Bank, N.A. serves as custodian for the pool. The investment objective and strategy of the pool is to seek preservation of principal, liquidity, and current income through investment in a diversified portfolio of short-term marketable securities. The pool offers same day access to investment funds.

Texas CLASS attempts to minimize its exposure to market and credit risk through the use of various strategies and credit monitoring techniques. Texas CLASS limits its investments in any issuer to the top two ratings issued by nationally recognized statistical rating organizations. Texas CLASS is rated AAAm by Standard & Poor's.

The State Comptroller of Public Accounts exercises oversight responsibility over TexPool. Oversight includes the ability to significantly influence operations, designation of management, and accountability for fiscal matters. Additionally, the State Comptroller has established an Advisory Board composed both of participants in TexPool and of other persons who do not have a business relationship with TexPool. The Advisory Board members review the investment policy and management fee structure. Finally, TexPool is rated AAAm by Standard & Poor's. TexPool is not registered with the Securities and Exchange Commission (SEC) as an investment company.

LOGIC was established pursuant to an Interlocal Agreement, which was subsequently amended and is now entitled Participation Agreement and Trust Instrument (Agreement) between participating Government Entities. Participation in the Pool is limited to those eligible Government Entities which have become parties to the Agreement (Participants). Participants' assets in the Pool are represented by units of beneficial interest (Units), which are issued in discrete series (each a "Portfolio"), as authorized from time to time by the Board. Assets invested in any Portfolio will be managed separately, and segregated from, the assets of every other Portfolio. Since September 2005, J.P. Morgan Investment Management Inc. (JPMIM) has served as investment adviser to LOGIC. FirstSouthwest, a Division of Hilltop Securities (FirstSouthwest) and JPMIM serve as co-administrators to LOGIC, and FirstSouthwest provides administrative, participant support and marketing services.

**City of Lancaster, Texas**  
**Notes to Basic Financial Statements**  
**September 30, 2022**

JPMorgan Chase Bank N.A. provides custodial services. The investment objective and strategy of the pool is to seek preservation of principal, liquidity, and current income through investment in a diversified portfolio of short-term marketable securities. The pool offers same day access to investment funds. LOGIC is rated AAAM by Standard & Poor's.

TexPool is carried at amortized cost. Texas CLASS and LOGIC are carried at net asset value. Accordingly, the fair value of the position in the pools is the same as the value of the pools shares.

As of September 30, 2022, the City had cash and cash equivalents as classified below:

<b>Primary Government</b>	
Cash	\$ 11,198,412
Cash equivalents	<u>102,205,505</u>
	<u>113,403,917</u>
<b>Component Units</b>	
Cash	21,271
Cash equivalents	<u>12,648,951</u>
	<u>12,670,222</u>
Total cash and cash equivalents	<u><u>\$ 126,074,139</u></u>

As of September 30, 2022, the City held the following investments:

	<b>Carrying Value</b>	<b>Weighted- Average Maturity (Days)</b>
<b>Primary Government</b>		
TexPool	\$ 25,127,094	30
LOGIC	52,100,907	34
Texas CLASS	<u>24,977,504</u>	22
Total primary government	<u>102,205,505</u>	
<b>Component Units</b>		
TexPool	3,109,729	30
LOGIC	6,448,007	34
Texas CLASS	<u>3,091,215</u>	22
Total component units	<u>12,648,951</u>	
Total investments	<u><u>\$ 114,854,456</u></u>	

# **City of Lancaster, Texas**

## **Notes to Basic Financial Statements**

### **September 30, 2022**

#### ***Interest Rate Risk***

The strategy of the City is to maintain sufficient liquidity in its portfolio and structure the investment portfolio so that securities mature to meet cash requirements for ongoing operations, thereby avoiding the need to sell securities in the secondary market prior to maturity.

#### ***Custodial Credit Risk***

Custodial credit risk is the risk that a government will not be able to recover: (a) deposits if the depository financial institution fails or (b) the value of investment or collateral securities that are in the possession of an outside party if the counterparty to the investment or deposit transaction fails. To minimize such risk, the City requires collateralization of most deposits in excess of coverage, utilizes the delivery vs. payment method for investment purchases and contracts with a third-party safekeeping agent.

#### ***Credit Risk***

It is the City's policy to follow statutes, which authorize the City to invest in obligations of the U.S. Treasury agencies and instrumentalities, obligations of the state of Texas and related agencies, obligations of states, agencies, counties, cities, and other political subdivisions of any state rated "A" or above by Standard & Poor's Corporation or Moody's, repurchase agreements and designated investment pools. The City's assets in investment pools meet this requirement as noted above.

### **Note 3: Disclosures About Fair Value of Assets**

Fair value is the price that would be received to sell an asset or paid to transfer a liability in an orderly transaction between market participants at the measurement date. Fair value measurements must maximize the use of observable inputs and minimize the use of unobservable inputs. There is a hierarchy of three levels of inputs that may be used to measure fair value:

**Level 1** Quoted prices in active markets for identical assets or liabilities

**Level 2** Observable inputs other than Level 1 prices, such as quoted prices for similar assets or liabilities; quoted prices in markets that are not active; or other inputs that are observable or can be corroborated by observable market data for substantially the full term of the assets or liabilities

**Level 3** Unobservable inputs supported by little or no market activity and are significant to the fair value of the assets or liabilities

**City of Lancaster, Texas**  
**Notes to Basic Financial Statements**  
**September 30, 2022**

***Recurring Measurements***

The following table presents the fair value measurements of assets recognized in the accompanying financial statements measured at fair value on a recurring basis and the level within the fair value hierarchy in which the fair value measurements fall at September 30, 2022:

	<u><b>Fair Value</b></u>
<b>Investments Measured at Net Asset Value</b>	
LOGIC	\$ 58,548,914
Texas CLASS	<u>28,068,719</u>
Subtotal	86,617,633
<b>Investments Measured at Amortized Cost</b>	
TexPool	<u>28,236,823</u>
Total investments	<u><u>\$ 114,854,456</u></u>

Certain investments that are measured using the net asset value per share (or its equivalent) practical expedient have not been classified in the fair value hierarchy. The fair value amounts included above approximate net asset value for all related external investment pool balances.

**Note 4: Property Taxes**

Property taxes attach as an enforceable lien on property as of October 1. Taxes are levied on October 1, and are due and payable on or before January 31, of the following year. All unpaid taxes become delinquent February 1, of the following year. Tax collections for the year ended September 30, 2022, were 98.0 percent of the levy. Dallas County bills and collects property taxes for the City. Any uncollected property taxes at September 30, that are collected within 60 days is recognized as revenue and recorded as taxes receivable. Any uncollected property taxes at September 30, which are not expected to be collected within 60 days, are recorded as taxes receivable and deferred inflow of resources in governmental funds. Anticipated refunds of such taxes are recorded as liabilities and reductions of revenue when they are measurable, and their validity seems certain.

The statutes of the state of Texas do not prescribe a legal debt limit, nor does the City's charter provide for a debt limit. However, provision of Article XI, Section 5 of the Texas Constitution applicable to cities with populations greater than 5,000 limits the ad-valorem tax rate to \$2.50 per \$100 assessed valuation. However, as a city operating under a Home Rule Charter, the City has a debt limit of \$1.50 per \$100 assessed valuation. For the year ended September 30, 2022, the City had a tax rate of \$.6918 per \$100.00 assessed valuation, of which \$.5314 was allocated for general government and \$.1604 was allocated for the payment of principal and interest on general obligation debt.

# City of Lancaster, Texas

## Notes to Basic Financial Statements

### September 30, 2022

In Texas, county-wide central appraisal districts are required to assess all property within the appraisal district on the basis of 100 percent of its appraised value and are prohibited from applying any assessment ratios. The value of property within the appraisal district must be reviewed every three years; however, the City may, at its own expense, require annual reviews of appraised values.

The City may challenge appraised values established by the appraisal district through various appeals and, if necessary, legal action. Under this legislation, the City continues to set tax rates on City property.

However, if the effective tax rate, excluding tax rates for bonds and other contractual obligations, adjusted for new improvements, exceeds the tax rate for the previous year by more than eight percent, qualified voters of the City may petition for an election to determine whether to limit the tax rate to no more than eight percent above the tax rate of the previous year. This legislation provides that, if approved by the qualified voters in the City, both the appraisal and collection functions may be placed with the appraisal district. In addition, the City may obtain approval from its governing body to place these functions with the appraisal district.

#### **Note 5: Interfund Receivables, Payables, and Transfers**

##### ***Due To/Due From***

Due to and due from other funds are the short-term portion of the advances to and advances from other funds. For the year ended September 30, 2022, due to due from transactions, excluding discretely presented component units were as follows:

	<b>Due to Other Funds</b>	<b>Due from Other Funds</b>
General Fund	\$ -	\$ 3,181,686
Capital Projects Fund	-	18,468
Street Maintenance Fund	252,660	-
Water and Sewer Fund	674,036	-
Golf Fund	1,449,145	-
Airport Fund	824,313	-
	<hr/>	<hr/>
Total due to/due from	<u>\$ 3,200,154</u>	<u>\$ 3,200,154</u>

**City of Lancaster, Texas**  
**Notes to Basic Financial Statements**  
**September 30, 2022**

***Interfund Transfers***

For the year ended September 30, 2022, interfund transactions, excluding discretely presented component units were as follows:

	<b>Transfers In</b>	<b>Transfers Out</b>
General Fund	\$ 1,990,448	\$ -
Non-major Governmental Funds	-	63,507
Water and Sewer Fund	-	1,760,901
Golf Fund	-	7,000
Non-major Enterprise Funds	-	159,040
	<hr/>	<hr/>
Total interfund transfers	<u><u>\$ 1,990,448</u></u>	<u><u>\$ 1,990,448</u></u>

The interfund transfers to the General Fund from the Water and Sewer Fund, Golf Fund, Non-major Governmental, and Enterprise Funds represent those revenues that are transferred from one fund to another to recover administrative costs of the General Fund. This is sometimes referred to as indirect costs or overhead and are made to recognize and account for the fact that one fund incurs untraceable costs directly associated with another fund. The transfer ensures that each fund pays its fair share of the costs to operate that fund. A transfer is the preferred method to cover these costs and those associated with operating these funds.

**Note 6: Lease Receivable**

***GASB No. 87 Leases - Included***

The City leases a portion of its property to various businesses who use the space to conduct their operations, the terms of which expire in 2024. The measurement of the lease receivable is based on the present value of lease payments expected to be received during the lease term, such as fixed payments, variable payments that depend on an index or rate, variable payments that are fixed in substance, residual value guarantee payments that are fixed in substance, and any lease incentives payable to the lessee.

The City recognized \$2,250 in lease revenue and \$464 in lease interest during the current fiscal year related to these leases. As of September 30, 2022, the City receivable for lease payments was \$5,215. Also, the City has a deferred inflow of resources associated with these leases that will be recognized as revenue over the lease terms. As of September 30, 2022, the balance of the deferred inflow of resources was \$4,751.



**City of Lancaster, Texas**  
**Notes to Basic Financial Statements**  
**September 30, 2022**

The following is a schedule by year of minimum payments to be received under the City's leases that are included in the measurement of the lease receivable as of September 30, 2022:

<b>Fiscal Year</b>	<b>Business-type Activities</b>		
	<b>Principal</b>	<b>Interest</b>	<b>Total</b>
2023	\$ 3,000	\$ 214	\$ 3,214
2024	2,215	103	2,318
	<u>\$ 5,215</u>	<u>\$ 317</u>	<u>\$ 5,532</u>

***GASB No. 87 Excluded Leases – Regulated***

In accordance with GASB No. 87, the City does not recognize a lease receivable and a deferred inflow of resources for regulated leases. Regulated leases are certain leases that are subject to external laws, regulations, or legal rulings, e.g. the Federal Aviation Administration, between airports and aeronautical users. Regulated leases include hanger buildings, space in the terminal building, as well as various land leases used for aeronautical purposes. The City recognized \$7,606 in lease revenue and \$198 in lease interest during the current fiscal year related to these leases.

Future minimum lease payments for regulated leases are as follows:

<b>Fiscal Year</b>	<b>Principal</b>
2023	\$ 6,703
2024	6,703
2025	5,857
2026	5,857
2027	5,857
2028-2032	14,030
2033-2037	3,860
2038-2042	<u>2,060</u>
Total	<u>\$ 50,927</u>

**City of Lancaster, Texas**  
**Notes to Basic Financial Statements**  
**September 30, 2022**

**Note 7: Capital Assets**

**Governmental Activities**

Capital assets of the Governmental Activities are as follows:

	<b>Beginning Balance</b>	<b>Increases</b>	<b>Decreases</b>	<b>Transfers</b>	<b>Ending Balance</b>
<b>Governmental Activities</b>					
Capital assets not being depreciated					
Land	\$ 13,262,490	\$ -	\$ -	\$ -	\$ 13,262,490
Construction in progress	11,779,491	-	(744,960)	-	11,034,531
Total capital assets not being depreciated	<u>25,041,981</u>	<u>-</u>	<u>(744,960)</u>	<u>-</u>	<u>24,297,021</u>
Capital assets being depreciated					
Buildings	37,183,289	5,000	-	-	37,188,289
Infrastructure, improvements, equipment, and furniture	<u>129,590,288</u>	<u>1,784,017</u>	<u>-</u>	<u>-</u>	<u>131,374,305</u>
Total capital assets being depreciated	<u>166,773,577</u>	<u>1,789,017</u>	<u>-</u>	<u>-</u>	<u>168,562,594</u>
Less accumulated depreciation for:					
Buildings	11,316,410	836,821	-	-	12,153,231
Infrastructure, improvements, equipment, and furniture	<u>78,132,149</u>	<u>2,993,692</u>	<u>-</u>	<u>-</u>	<u>81,125,841</u>
Total accumulated depreciation	<u>89,448,559</u>	<u>3,830,513</u>	<u>-</u>	<u>-</u>	<u>93,279,072</u>
Total capital assets being depreciated, net	<u>77,325,018</u>	<u>(2,041,497)</u>	<u>-</u>	<u>-</u>	<u>75,283,521</u>
Governmental activities capital assets, net	<u>\$ 102,366,999</u>	<u>\$ (2,041,497)</u>	<u>\$ (744,960)</u>	<u>\$ -</u>	<u>\$ 99,580,542</u>

Depreciation expense was charged as a direct expense to programs of the primary government as follows:

General and administrative	\$ 399,484
Public safety	2,858,698
Public works	349,736
Community development and recreation	<u>222,595</u>
Total depreciation expense – governmental activities	<u>\$ 3,830,513</u>

**City of Lancaster, Texas**  
**Notes to Basic Financial Statements**  
**September 30, 2022**

***Business-type Activities***

Capital assets of the Business-type Activities are as follows:

	<b>Beginning Balance*</b>	<b>Increases</b>	<b>Decreases</b>	<b>Transfers</b>	<b>Ending Balance</b>
<b>Business-type Activities</b>					
Capital assets not being depreciated					
Land	\$ 4,971,266	\$ -	\$ -	\$ -	\$ 4,971,266
Construction in progress	2,803,869	-	-	-	2,803,869
Total capital assets not being depreciated	<u>7,775,135</u>	<u>-</u>	<u>-</u>	<u>-</u>	<u>7,775,135</u>
Capital assets being depreciated					
Plants and buildings	2,808,948	-	-	-	2,808,948
Other improvements	82,005,931	476,942	-	-	82,482,873
Vehicles	301,258	420,510	-	-	721,768
Machinery and equipment	4,347,938	-	-	-	4,347,938
Total capital assets being depreciated	89,464,075	897,452	-	-	90,361,527
Less accumulated depreciation for:					
Plants and buildings	2,477,774	13,269	-	-	2,491,043
Other improvements	43,101,541	1,672,322	-	-	44,773,863
Machinery and equipment	3,347,919	279,425	-	-	3,627,344
Total accumulated depreciation	<u>48,927,234</u>	<u>1,965,016</u>	<u>-</u>	<u>-</u>	<u>50,892,250</u>
Total capital assets being depreciated, net	<u>40,536,841</u>	<u>(1,067,564)</u>	<u>-</u>	<u>-</u>	<u>39,469,277</u>
Business-type activities capital assets, net	<u>\$ 48,311,976</u>	<u>\$ (1,067,564)</u>	<u>\$ -</u>	<u>\$ -</u>	<u>\$ 47,244,412</u>

\* Fiscal year 2021 amounts have been restated for GASB 87

Depreciation expense was charged as a direct expense to programs of the primary government as follows:

Water and Sewer	\$ 1,648,707
Airport	120,959
Golf	144,081
Refuse	<u>51,269</u>
Total depreciation expense – business-type activities	<u>\$ 1,965,016</u>

**City of Lancaster, Texas**  
**Notes to Basic Financial Statements**  
**September 30, 2022**

***Discretely Presented Component Units***

Capital assets of the Lancaster Economic Development Corporation are as follows:

	<b>Beginning Balance</b>	<b>Increases</b>	<b>Decreases</b>	<b>Ending Balance</b>
Lancaster Economic Development Corporation Capital assets not being depreciated Land	<u>\$ 100,378</u>	<u>\$ -</u>	<u>\$ -</u>	<u>\$ 100,378</u>
Capital assets being depreciated Buildings	<u>-</u>	<u>299,212</u>	<u>-</u>	<u>299,212</u>
Total capital assets being depreciated	<u>-</u>	<u>299,212</u>	<u>-</u>	<u>299,212</u>
Less accumulated depreciation for: Buildings	<u>-</u>	<u>-</u>	<u>-</u>	<u>-</u>
Total accumulated depreciation	<u>-</u>	<u>-</u>	<u>-</u>	<u>-</u>
Total capital assets being depreciated, net	<u>-</u>	<u>299,212</u>	<u>-</u>	<u>299,212</u>
Lancaster Economic Development Corporation capital assets, net	<u>\$ 100,378</u>	<u>\$ 299,212</u>	<u>\$ -</u>	<u>\$ 399,590</u>

**City of Lancaster, Texas**  
**Notes to Basic Financial Statements**  
**September 30, 2022**

Capital assets of the Lancaster Recreational Development Corporation are as follows:

	<b>Beginning Balance</b>	<b>Increases</b>	<b>Decreases</b>	<b>Ending Balance</b>
Lancaster Recreational Development Corporation Capital assets not being depreciated				
Land	\$ 989,118	\$ -	\$ -	\$ 989,118
Total capital assets not being depreciated	989,118	-	-	989,118
Capital assets being depreciated				
Buildings	15,797,360	-	-	15,797,360
Other improvements	3,965,809	-	-	3,965,809
Machinery and equipment	2,247,657	79,000	-	2,326,657
Total capital assets being depreciated	22,010,826	79,000	-	22,089,826
Less accumulated depreciation for:				
Buildings	8,602,986	394,934	-	8,997,920
Other improvements	3,965,809	-	-	3,965,809
Machinery and equipment	836,517	191,948	-	1,028,465
Total accumulated depreciation	13,405,312	586,882	-	13,992,194
Total capital assets being depreciated, net	8,605,514	(507,882)	-	8,097,632
Lancaster Recreational Development Corporation capital assets, net	\$ 9,594,632	\$ (507,882)	\$ -	\$ 9,086,750

**City of Lancaster, Texas**  
**Notes to Basic Financial Statements**  
**September 30, 2022**

**Note 8: Long-term Liabilities**

The following is a summary of changes in long-term liabilities:

	Beginning Balance*	Additions	Retirements	Ending Balance	Due Within One Year
<b>Governmental Activities</b>					
General obligation bonds	\$ 58,305,017	\$ 2,680,000	\$ (6,455,000)	54,530,017	\$ 3,815,000
Certificates of obligation	3,600,000	-	(80,000)	3,520,000	80,000
Premiums on bond debt	4,863,056	-	(445,698)	4,417,358	-
Compensated absences	3,460,870	621,117	(346,087)	3,735,900	373,590
Financed purchases	2,206,665	-	(416,908)	1,789,757	416,039
Total governmental activities	<u>\$ 72,435,608</u>	<u>\$ 3,301,117</u>	<u>\$ (7,743,693)</u>	<u>\$ 67,993,032</u>	<u>\$ 4,684,629</u>
<b>Business-type Activities</b>					
General obligation bonds	\$ 1,119,983	\$ 4,635,000	\$ (675,000)	\$ 5,079,983	\$ 590,000
Certificates of obligation	4,470,000	-	(4,470,000)	-	-
Premiums on bond debt	89,832	-	(17,921)	71,911	-
Compensated absences	102,288	36,442	(30,686)	108,044	41,836
Financed purchases	195,997	-	(100,900)	95,097	95,097
Total business-type activities	<u>\$ 5,978,100</u>	<u>\$ 4,671,442</u>	<u>\$ (5,294,507)</u>	<u>\$ 5,355,035</u>	<u>\$ 726,933</u>
<b>Discretely Presented Component Units</b>					
Notes payable to primary government	<u>\$ 4,555,000</u>	<u>\$ -</u>	<u>\$ (1,045,000)</u>	<u>\$ 3,510,000</u>	<u>\$ 1,055,000</u>
Total discretely presented component units	<u>\$ 4,555,000</u>	<u>\$ -</u>	<u>\$ (1,045,000)</u>	<u>\$ 3,510,000</u>	<u>\$ 1,055,000</u>

\* Fiscal year 2021 amounts have been restated for GASB 87

General long-term debt consists of the following: financed purchases; liabilities for accrued vacation leave; general obligation bonds and certificates of obligation along with associated premiums, which are direct obligations; issued on the full faith and credit of the City. Principal and interest payments on the general obligation bonds and certificates of obligation are secured by ad-valorem taxes levied on all taxable property within the City, and surplus revenues of the Water and Sewer Fund and Airport Fund. A portion of the general obligation bonds has been issued on behalf of the Water and Sewer Fund. Although these bonds are secured by the full faith and credit of the City and have no specific claim against Water and Sewer Fund assets, debt service requirements are provided by the Water and Sewer Fund. Accordingly, this debt is reflected as an obligation of the Water and Sewer Fund.

For the governmental activities, compensated absences, net pension liabilities, and total OPEB liabilities are generally liquidated in the General Fund.

**City of Lancaster, Texas**  
**Notes to Basic Financial Statements**  
**September 30, 2022**

General obligation bonds, certificates of obligation, notes payable and financed purchases outstanding at September 30, 2022, consist of the following:

	<b>Governmental Activities</b>	<b>Water and Sewer</b>	<b>Airport</b>	<b>Total Primary Government</b>
<b><u>General Obligation Bonds</u></b>				
\$22,530,000, 2015 General Obligation Refunding Bonds, due in annual installments through February 15, 2035; 2.00% – 3.75%	\$ 18,415,017	\$ 744,983	\$ -	\$ 19,160,000
\$6,575,000, 2016 General Obligation Refunding Bonds, due in annual installments through February 15, 2032; 2.00% – 4.00%	2,645,000	130,000	-	2,775,000
\$9,050,000, 2018 General Obligation Bonds, due in annual installments through February 15, 2038; 3.00% - 3.50%	8,040,000	-	-	8,040,000
\$24,530,000 2020 General Obligation Refunding Bonds, due in annual installments through February 15, 2040; 3.00% - 4.00%	22,815,000	-	-	22,815,000
\$7,315,000 2021 General Obligation Refunding Bonds, due in annual installments through August 15, 2031; 1.17%	<u>2,615,000</u>	<u>4,185,000</u>	<u>20,000</u>	<u>6,820,000</u>
Total general obligation bonds	<u><u>\$ 54,530,017</u></u>	<u><u>\$ 5,059,983</u></u>	<u><u>\$ 20,000</u></u>	<u><u>\$ 59,610,000</u></u>
<b><u>Certificates of Obligation</u></b>				
\$4,080,000, 2015 Certificate of Obligation Bonds, due in annual installments through February 15, 2035; 2.00% – 3.75%	<u>3,520,000</u>	<u>-</u>	<u>-</u>	<u>3,520,000</u>
Total certificates of obligation	<u><u>\$ 3,520,000</u></u>	<u><u>\$ -</u></u>	<u><u>\$ -</u></u>	<u><u>\$ 3,520,000</u></u>

**City of Lancaster, Texas**  
**Notes to Basic Financial Statements**  
**September 30, 2022**

During the current fiscal year, the City refunded \$7,165,000 of governmental general obligation (GO) bonds by issuing \$7,315,000 in a taxable refunding issuance entitled GO Refunding Bonds, Series 2021. No additional proceeds were received, and the City paid \$57,837 in issuance costs and underwriter discounts from the Debt Service Fund. As a result of the taxable refunding, the City reduced its total debt service requirements by \$547,426, which resulted in an economic gain (difference between the present value of the debt service payments on the old and new debt) of approximately \$536,350.

	Governmental Activities	Golf	Total Primary Government	Discretely Presented Component Units
<b><u>Note Payable - Direct Borrowings</u></b>				
\$11,650,000 note payable, due in annual installments through February 15, 2024; 2.00% – 4.00%	\$ -	\$ -	\$ -	\$ 2,460,000
\$1,125,000 note payable, due in annual installments through February 15, 2027; 2.00% – 3.75%	-	-	-	1,050,000
Total notes payable	<u>\$ -</u>	<u>\$ -</u>	<u>\$ -</u>	<u>\$ 3,510,000</u>

**Financed Purchases**

\$1,250,000 Lease Purchase Agreement due in due in monthly installments through January 15, 2024; 2.08%	\$ 1,328,327	-	\$ 1,328,327	\$ -
\$599,858 Lease Purchase Agreement due in bi-annual installments through May 25, 2025; 1.85%	461,430	-	461,430	-
\$195,997 Lease Purchase Agreement due in bi-annual installments through September 30, 2023; 1.07%	-	95,097	95,097	-
Total financed purchases	<u>\$ 1,789,757</u>	<u>\$ 95,097</u>	<u>\$ 1,884,854</u>	<u>\$ -</u>

Financed purchases represent the remaining principal amounts payable under lease purchase agreements for the acquisition of equipment through the General Fund. The financed purchase agreements are collateralized by the related financed equipment.

As of September 30, 2022, property and equipment under financed purchase agreements is carried at \$2,262,510, with \$461,995 in estimated accumulated depreciation, included in fixed assets. Amortization of these assets is included with depreciation expense.



**City of Lancaster, Texas**  
**Notes to Basic Financial Statements**  
**September 30, 2022**

The annual requirements to amortize the long-term debt as of September 30, 2022, are as follows:

<b>General Obligation Bonds</b>						
<b>Fiscal Year</b>	<b>Governmental Activities</b>			<b>Business-type Activities</b>		
	<b>Principal</b>	<b>Interest</b>	<b>Total</b>	<b>Principal</b>	<b>Interest</b>	<b>Total</b>
2023	\$ 3,815,000	\$ 2,029,371	\$ 5,844,371	\$ 590,000	78,274	\$ 668,274
2024	4,045,000	1,903,749	5,948,749	600,000	66,958	666,958
2025	3,210,000	1,775,425	4,985,425	570,000	55,334	625,334
2026	3,330,000	1,648,950	4,978,950	580,000	43,745	623,745
2027	3,470,000	1,505,325	4,975,325	605,000	31,622	636,622
2028-2030	10,490,000	3,676,150	14,166,150	1,435,000	51,598	1,486,598
2031-2035	16,330,000	3,412,625	19,742,625	699,983	5,909	705,892
2036-2040	9,840,017	926,875	10,766,892	-	-	-
Total	\$ 54,530,017	\$ 16,878,470	\$ 71,408,487	\$ 5,079,983	\$ 333,440	\$ 5,413,423

<b>Certificates of Obligation</b>			
<b>Fiscal Year</b>	<b>Governmental Activities</b>		
	<b>Principal</b>	<b>Interest</b>	<b>Total</b>
2023	\$ 80,000	\$ 120,930	\$ 200,930
2024	80,000	118,530	198,530
2025	190,000	114,480	304,480
2026	195,000	108,705	303,705
2027	200,000	102,780	302,780
2028-2030	635,000	269,079	904,079
2031-2035	2,140,000	238,591	2,378,591
Total	\$ 3,520,000	\$ 1,073,095	\$ 4,593,095

<b>Note Payable – Direct Borrowing</b>			
<b>Fiscal Year</b>	<b>Discretely Presented Component Units</b>		
	<b>Principal</b>	<b>Interest</b>	<b>Total</b>
2023	1,055,000	140,000	1,195,000
2024	1,040,000	94,050	1,134,050
2025	1,080,000	50,625	1,130,625
2026	190,000	24,100	214,100
2027	145,000	14,900	159,900
Total	\$ 3,510,000	\$ 323,675	\$ 3,833,675

<b>Financed Purchases</b>						
<b>Fiscal Year</b>	<b>Governmental Activities</b>			<b>Business-type Activities</b>		
	<b>Principal</b>	<b>Interest</b>	<b>Total</b>	<b>Principal</b>	<b>Interest</b>	<b>Total</b>
2023	416,039	18,052	434,091	\$ 95,097	\$ 3,908	\$ 99,005
2024	438,103	12,359	450,462	-	-	-
2025	332,123	6,847	338,970	-	-	-
2026	243,856	2,168	246,024	-	-	-
2027	247,086	2,168	249,254	-	-	-
2028	112,550	823	113,373	-	-	-
Total	\$ 1,789,757	\$ 42,417	\$ 1,832,174	\$ 95,097	\$ 3,908	\$ 99,005

**City of Lancaster, Texas**  
**Notes to Basic Financial Statements**  
**September 30, 2022**

**Note 9: Employee Retirement System**

***Plan Description***

The City provides pension benefits for all of its full-time employees through a nontraditional, joint contributory, hybrid defined benefit plan in the state-wide TMRS, an agent multiple-employer public employee retirement system. The plan provisions that have been adopted by the City are within options available in the governing state statutes of TMRS. Lancaster Economic Development Corporation and Lancaster Recreational Development Corporation contribute to the plan with a cost share of 0.98 percent and 4.37 percent, respectively. There were no significant changes in the component unit's proportion to the plan during fiscal year 2022.

TMRS issues a publicly available comprehensive financial report that includes financial statements and required supplementary information (RSI) for TMRS; the report also provides detailed explanations of the contributions, benefits and actuarial methods and assumptions used by the system. This report may be obtained by writing to Texas Municipal Retirement System, P.O. Box 149153, Austin, Texas, 78714-9153 or by calling 800-924-8677; in addition, the report is available on TMRS' website at [www.TMRS.com](http://www.TMRS.com).

The plan provisions are adopted by the governing body of the City, within the options available in the state statutes governing TMRS. Plan provisions for the City were as follows:

Deposit rate	7.00%
Matching ratio (City to employee)	2 – 1
Years required for vesting	5
Service retirement eligibility	20 years at any age, 5 years at age 60 and above
Updated service credit	100% Repeating, Transfers
Annuity increase (to retirees)	50% of CPI Repeating

At the December 31, 2021, valuation and measurement date, the following employees were covered by the benefit terms:

Inactive employees or beneficiaries currently receiving benefits	221
Inactive employees entitled to but not yet receiving benefits	272
Active employees	259
	<hr/>
Total employees	752
	<hr/>

# **City of Lancaster, Texas**

## **Notes to Basic Financial Statements**

### **September 30, 2022**

#### ***Contributions***

Under the state law governing TMRS, the contribution rate for each city is determined annually by the actuary, using the entry age normal actuarial cost method. This rate consists of the normal cost contribution rate and the prior service contribution rate, which is calculated to be a level percent of payroll from year to year. The normal cost contribution rate finances the portion of an active member's projected benefit allocated annually; the prior service contribution rate amortizes the unfunded actuarial liability over the applicable period for that city. Both the normal cost and prior service contribution rates include recognition of the projected impact of annually repeating benefits, such as Updated Service Credits and Annuity Increases.

The City's contributions to TMRS for the year ended September 30, 2022, were \$2,675,859, and were equal to the required contributions.

The City contributes to the TMRS plan at an actuarially determined rate. Both the employees and the City make contributions monthly. Since the City needs to know its contribution rate in advance for budgetary purposes, there is a one-year delay between the actuarial valuation that serves as the basis for the rate and the calendar year when the rate goes into effect (*i.e.*, December 31, 2012, valuation is effective for the rates beginning January 1, 2014).

#### ***Net Pension Liability***

##### ***Actuarial Assumptions***

The total pension liability in the December 31, 2021, actuarial valuation was determined using the following actuarial assumptions:

Inflation	2.5% per year
Overall payroll growth	2.55%, including inflation
Investment rate of return	6.75% net of pension plan investment expense, including inflation

Salary increases were based on a service-related table. Mortality rates for active members are based on the PUB (10) mortality tables with the Public Safety table used for males and the General Employee table used for females. Mortality rates for healthy retirees and beneficiaries were based on the gender-distinct 2019 Municipal Retirees of Texas mortality tables. The rates for actives, health retirees, and beneficiaries are projected on a fully generational basis by Scale UMP to account for future mortality improvements. For disabled annuitants, the same mortality tables for healthy retirees is used with a 4-year set forward for males and a 3-year set forward for females. In addition, a 3.5 percent and 3.0 percent minimum mortality rate is applied, for males and females respectively, to reflect the impairment for younger members who become disabled. The rates are projected on a fully generational basis by Scale UMP to account for future mortality improvements subject to the floor.

# City of Lancaster, Texas

## Notes to Basic Financial Statements

### September 30, 2022

The actuarial assumptions were developed primarily from the actuarial investigation of the experience of TMRS over the four-year period from December 31, 2014 to December 31, 2018. They were adopted in 2019 and first used in the December 31, 2019 actuarial valuation. The post-retirement mortality assumption for Annuity Purchase Rates (APRs) is based on the Mortality Experience Investigation Study. Plan assets are managed on a total return basis with an emphasis on both capital appreciation as well as the production of income. In order to satisfy the short-term and long-term funding needs of TMRS. The long-term expected rate of return on pension plan investments is 6.75 percent. The pension plan's policy in regard to the allocation of invested assets is established and may be amended by the TMRS Board of Trustees. Plan assets are managed on a total return basis with an emphasis on both capital appreciation as well as the production of income, in order to satisfy the short-term and long-term funding needs of TMRS.

The long-term expected rate of return in pension plan investments was determined using a building-block method in which best estimate ranges of expected future real rates of return (expected returns, net of pension plan investment expense, and inflation) are developed for each major asset class. These ranges are combined to produce the long-term expected rate of return by weighting the expected future real rates of return by the target asset allocation percentage and by adding expected inflation. In determining their best estimate of a recommended investment return assumption under the various alternative asset allocation portfolios, the actuary focused on the area between: (1) arithmetic mean (aggressive) without an adjustment for time (conservative) and (2) the geometric mean (conservative) with an adjustment for time (aggressive). The target allocation and best estimates of arithmetic real rates of return for each major asset class are summarized in the following table:

<b>Asset Class</b>	<b>Target Allocation</b>	<b>Long-term Expected Real Rate of Return</b>
Global Equity	35.00%	7.55%
Core Fixed Income	6.00%	2.00%
Non-Core Fixed Income	20.00%	5.68%
Other Public and Private Markets	12.00%	7.22%
Real Estate	12.00%	6.85%
Hedge Funds	5.00%	5.35%
Private Equity	10.00%	10.00%
Total	100.00%	

**City of Lancaster, Texas**  
**Notes to Basic Financial Statements**  
**September 30, 2022**

**Discount Rate**

The discount rate used to measure the total pension liability was 6.75 percent. The projection of cash flows used to determine the discount rate assumed that employee contributions will remain at the current 6.75 percent and employer contributions will be made at the rates specified in statute. Based on that assumption, the pension plan's fiduciary net position was projected to be available to make all projected future benefit payments of current active and inactive employees. Therefore, the long-term expected rate of return on pension plan investments was applied to all periods of projected benefit payments to determine the total pension liability.

**Changes in the Net Pension Liability**

	<b>Total Pension Liability (a)</b>	<b>Fiduciary Net Position (b)</b>	<b>Net Pension Liability (a) - (b)</b>
<b>Balances as of October 1, 2021</b>	\$ 95,302,781	\$ 84,865,481	\$ 10,437,300
Changes for the year			
Service cost	2,976,346	-	2,976,346
Interest on total pension liability	6,394,896	-	6,394,896
Effect of difference in expected and actual experience	1,307,190	-	1,307,190
Benefit payments	(4,103,495)	(4,103,495)	-
Changes in assumptions	-	-	-
Administrative expenses	-	(51,190)	51,190
Member contributions	-	1,331,273	(1,331,273)
Net investment income	-	11,063,066	(11,063,066)
Employer contributions	-	2,643,238	(2,643,238)
Other	-	351	(351)
Net changes	<u>6,574,937</u>	<u>10,883,243</u>	<u>(4,308,306)</u>
<b>Balances as of September 30, 2022</b>	<u><u>\$ 101,877,718</u></u>	<u><u>\$ 95,748,724</u></u>	<u><u>\$ 6,128,994</u></u>
Proportionate share and net pension liability reported in:			
Primary Government		94.65%	\$ 5,801,180
Lancaster Economic Development Corporation		0.98%	60,265
Lancaster Recreational Development Corporation		4.37%	267,549
Total		<u><u>100.00%</u></u>	<u><u>\$ 6,128,994</u></u>

**City of Lancaster, Texas**  
**Notes to Basic Financial Statements**  
**September 30, 2022**

***Sensitivity of the Net Pension Liability to Changes in the Discount Rate***

The following presents the net pension liability of the City, by primary government and discretely presented component units, calculated using the discount rate of 6.75 percent, as well as what the City's net pension liability would be if it were calculated using a discount rate that is 1-percentage-point lower (5.75 percent) or 1-percentage-point higher (7.75 percent) than the current rate:

	<b>1% Decrease (5.75%)</b>	<b>Current Single Rate Assumption (6.75%)</b>	<b>1% Increase (7.75%)</b>
Primary government	\$ 20,771,853	5,801,180	\$ (6,261,413)
Lancaster Economic Development Corporation	215,786	60,265	(65,046)
Lancaster Recreational Development Corporation	957,993	267,549	(288,775)
Plan's net pension liability	<u>\$ 21,945,632</u>	<u>\$ 6,128,994</u>	<u>\$ (6,615,234)</u>

***Pension Plan Fiduciary Net Position***

Detailed information about the pension plan's Fiduciary Net Position is available in a separately issued TMRS financial report. That report may be obtained on the Internet at [www.tmr.com](http://www.tmr.com).

***Pension Expense and Deferred Outflows of Resources and Deferred Inflows of Resources Related to Pensions***

For the year ended September 30, 2022, the primary government recognized pension expense, as measured in accordance with GASB 68, of \$665,009.

At September 30, 2022, the primary government reported deferred outflows of resources related to pensions from the following sources:

	<b>Deferred Outflows of Resources</b>	<b>Deferred Inflows of Resources</b>
Differences between expected and actual experience	\$ 857,566	\$ 398,371
Change of assumptions	26,199	-
Net difference between projected and actual investment earnings		
plan investments	-	5,370,795
Contributions subsequent to the measurement date	<u>2,039,084</u>	<u>-</u>
Total	<u>\$ 2,922,848</u>	<u>\$ 5,769,166</u>

**City of Lancaster, Texas**  
**Notes to Basic Financial Statements**  
**September 30, 2022**

For the year ended September 30, 2022, the primary government reported \$2,039,084 as deferred outflows of resources related to pensions resulting from primary government contributions subsequent to the measurement date and prior to year-end. This amount will be recognized as a reduction in the net pension liability at September 30, 2023.

For the year ended September 30, 2022, Lancaster Economic Development Corporation recognized pension expense, as measured in accordance with GASB 68, of \$6,885.

At September 30, 2022, Lancaster Economic Development Corporation reported deferred outflows of resources related to pensions from the following sources:

	<b>Deferred Outflows of Resources</b>	<b>Deferred Inflows of Resources</b>
Differences between expected and actual experience	\$ 8,909	\$ 4,138
Change of assumptions	272	-
Net difference between projected and actual investment earnings		
plan investments	-	55,794
Contributions subsequent to the measurement date	<u>21,183</u>	<u>-</u>
Total	<u><u>\$ 30,364</u></u>	<u><u>\$ 59,932</u></u>

For the year ended September 30, 2022, Lancaster Economic Development Corporation reported \$21,183 as deferred outflows of resources related to pensions resulting from Lancaster Economic Development Corporation contributions subsequent to the measurement date and prior to year-end. This amount will be recognized as a reduction in the net pension liability at September 30, 2023.

For the year ended September 30, 2022, Lancaster Recreational Development Corporation recognized pension expense, as measured in accordance with GASB 68, of \$30,704.

**City of Lancaster, Texas**  
**Notes to Basic Financial Statements**  
**September 30, 2022**

At September 30, 2022, Lancaster Recreational Development Corporation reported deferred outflows of resources related to pensions from the following sources:

	<b>Deferred Outflows of Resources</b>	<b>Deferred Inflows of Resources</b>
Differences between expected and actual experience	\$ 39,551	\$ 18,373
Change of assumptions	1,208	-
Net difference between projected and actual investment earnings		
plan investments	-	247,700
Contributions subsequent to the measurement date	94,042	-
	<hr/>	<hr/>
Total	<u>\$ 134,801</u>	<u>\$ 266,073</u>

For the year ended September 30, 2022, Lancaster Recreational Development Corporation reported \$94,042 as deferred outflows of resources related to pensions resulting from Lancaster Recreational Development Corporation contributions subsequent to the measurement date and prior to year-end. This amount will be recognized as a reduction in the net pension liability at September 30, 2023.

Other amounts reported as deferred outflows of resources and deferred inflows of resources related to the primary government will be recognized in pension expense as follows:

<b>Year Ending September 30,</b>	
2023	\$ (852,156)
2024	(1,935,234)
2025	(1,088,094)
2026	(1,009,917)
	<hr/>
Total	<u>\$ (4,885,401)</u>



**City of Lancaster, Texas**  
**Notes to Basic Financial Statements**  
**September 30, 2022**

Other amounts reported as deferred outflows of resources and deferred inflows of resources related to Lancaster Economic Development Corporation will be recognized in pension expense as follows:

<u>Year Ending September 30,</u>	
2023	\$ (8,823)
2024	(20,037)
2025	(11,266)
2026	<u>(10,625)</u>
Total	<u>\$ (50,752)</u>

Other amounts reported as deferred outflows of resources and deferred inflows of resources related to Lancaster Recreational Development Corporation will be recognized in pension expense as follows:

<u>Year Ending September 30,</u>	
2023	\$ (39,344)
2024	(89,350)
2025	(50,237)
2026	<u>(46,383)</u>
Total	<u>\$ (225,314)</u>

**Note 10: Other Postemployment Benefits**

***Retiree Health Care Plan***

***Plan Description***

The City provides post-employment medical care (OPEB) for employees through a single-employer defined benefit medical plan. The plan provides medical benefits for eligible retirees, their spouses, and dependents through the City's group health insurance plans, which cover both active and retired members. The benefit levels and contribution rates are approved annually by the City management and the City Council as part of the budget process.

Since no assets are accumulated in a trust that meets the criteria of paragraph four of GASB 75, the plan is not accounted for as a trust fund. The plan does not issue a separate financial report.

**City of Lancaster, Texas**  
**Notes to Basic Financial Statements**  
**September 30, 2022**

***Benefits Provided***

The City provides post-employment medical and dental care benefits to its retirees. Retirees who elect COBRA cannot later elect retiree coverage. To be eligible for coverage an employee must qualify under all three of the following:

1. The retiree must have been covered for medical benefits under the City Health Plan as an employee immediately prior to termination of employment.
2. Apply for pension benefits from TMRS in accordance with their requirements and deadlines, but in no event later than 90 days from termination of employment; and
3. Enroll for retiree Health coverage within 31 days of the date of termination.

***Funding Policy***

The plan's premium rates are determined annually by City management and approved by the City Council as part of the annual budget. Members receiving HMO medical benefits contribute \$672 per month for retiree-only coverage, \$1,480 per month for retiree and spouse, and \$2,290 per month for retiree and family. Members receiving PPO medical benefits contribute \$822 per month for retiree-only coverage, \$1,808 per month for retiree and spouse, and \$2,798 per month for retiree and family. By the City not contributing anything toward this plan in advance, the City employs a pay-as-you-go method through ensuring the annual employer contributions each year are equal to the benefits that are paid on behalf of the retirees.

***Employees Covered by Benefit Terms***

Membership in the Plan by membership class at December 31, 2021, (measurement date based on an actuarial valuation as of December 31, 2020), is as follows:

Inactive employees or beneficiaries currently receiving benefits	7
Inactive employees entitled to but not yet receiving benefits	-
Active employees	<u>252</u>
Total employees	<u><u>259</u></u>

***Total OPEB Liability for Retiree Health Care Plan***

The City and its component units' total OPEB liability of \$1,377,637 was measured as of December 31, 2021.

# City of Lancaster, Texas

## Notes to Basic Financial Statements

### September 30, 2022

#### *Actuarial Assumptions*

The total OPEB liability in the December 31, 2020, actuarial valuation was determined using the following actuarial assumptions and other inputs, applied to all periods included in the measurement, unless otherwise specified:

	<u>December 31, 2021</u>
Measurement Date	December 31, 2021, based on an actuarial valuation as of December 31, 2020
Actuarial Cost Method	Individual Entry-Age
Discount Rate	1.84% as of December 31, 2021 (2.00% as of December 31, 2020)
Inflation	2.50%
Salary Increase	3.50% to 11.50%, including inflation
Demographic Assumptions	Based on the experience study covering the four-year period ending December 31, 2018, as conducted for the Texas Municipal Retirement System (TMRS).
Mortality	For healthy retirees, the gender-distinct 2019 Municipal Retirees of Texas Mortality Tables are used. The rates are projected on a fully generational basis using the ultimate mortality improvement rates in the MP tables to account for future mortality rates.
Health Care Trend Rates	Initial rate of 7.00% declining to an ultimate rate of 4.25% after 13 years
Participation Rates	25% for pre-65 retirees who are at least 50 years old at retirement; 0% for retirees younger than 50 years old at retirement

For plans that do not have a formal trust that meets GASB's requirements, the discount rate equals the tax-exempt municipal bond rate based on an index of 20-year general obligation bonds with an average AA credit rating as of the measurement date. The discount rate was based on the daily rate closest to but not later than the measurement date of the Fidelity "20-Year Municipal GO AA Index".

**City of Lancaster, Texas**  
**Notes to Basic Financial Statements**  
**September 30, 2022**

*Changes in Total OPEB Liability for Retiree Health Care Plan*

The total OPEB liability and related information are as follows for the City and its component units at September 30, 2022:

	<b><u>Total OPEB Liability</u></b>
<b>Balances as of October 1, 2021</b>	\$ 1,399,614
Changes for the year:	
Service cost	89,062
Interest on total OPEB liability	28,451
Difference between expected and actual experience	1,021
Effect of assumption changes (discount rate change)	(97,296)
Benefit payments, age adjusted premiums, net of retiree contributions	<u>(43,215)</u>
<b>Balances as of September 30, 2022</b>	<b><u>\$ 1,377,637</u></b>
 <b>City</b>	 <b><u>\$ 1,294,979</u></b>
<b>Lancaster Economic Development Corporation</b>	<b><u>\$ 13,776</u></b>
<b>Lancaster Recreational Development Corporation</b>	<b><u>\$ 68,882</u></b>

**City of Lancaster, Texas**  
**Notes to Basic Financial Statements**  
**September 30, 2022**

***Sensitivity of Total OPEB Liability to Changes in the Discount Rate***

The total OPEB liability of the City and its component units has been calculated using a discount rate of 1.84 percent. The following presents the total OPEB liability using a discount rate one percent higher and one percent lower than the current discount rate.

	<b>1% Decrease 0.84%</b>	<b>Current Discount Rate Assumption 1.84%</b>	<b>1% Increase 2.84%</b>
Total OPEB Liability	\$ 1,521,434	\$ 1,377,637	\$ 1,247,936

***Sensitivity of Total OPEB Liability to Changes in the Health Care Trend Rates***

The total OPEB liability of the City and its component units has been calculated using assumed trend rates. The following presents the total OPEB liability using a discount rate one percent higher and one percent lower than the current discount rate.

	<b>1% Decrease</b>	<b>Current Healthcare Cost Trend Rate Assumption</b>	<b>1% Increase</b>
Total OPEB Liability	\$ 1,189,292	\$ 1,377,637	\$ 1,607,979

***OPEB Expense and Deferred Outflows of Resources and Deferred Inflows of Resources***

For the year ended September 30, 2022, the City and its component units recognized OPEB expense of \$122,990. At September 30, 2022, the City and its component units reported deferred outflows of resources and deferred inflows of resources related to OPEB from the following sources:

	<b>Deferred Outflows of Resources</b>	<b>Deferred Inflows of Resources</b>
Difference between expected and actual experience	\$ 8,864	\$ 104,757
Changes of assumptions	177,145	85,838
Benefit payments subsequent to the measurement date	38,811	-
Total	<u>\$ 224,820</u>	<u>\$ 190,595</u>

**City of Lancaster, Texas**  
**Notes to Basic Financial Statements**  
**September 30, 2022**

Benefit payments subsequent to the measurement date and before fiscal year-end will be recognized as a reduction of the total OPEB liability in the year ending September 30, 2023. Other amounts reported as deferred outflows of resources and deferred inflows of resources related to OPEB will be recognized in OPEB expense as follows:

<b>Year Ending September 30</b>	<b>Amortization of Deferred Outflows/(Inflows) of Resources</b>
2023	\$ 5,477
2024	5,477
2025	5,477
2026	5,244
2027	289
Thereafter	<u>(26,550)</u>
Total	<u>\$ (4,586)</u>

**Supplemental Death Benefit Fund**

*Plan Description*

The City also participates in the single-employer defined benefit OPEB plan providing group term life insurance which is operated by TMRS and is known as the Supplemental Death Benefits fund (SDBF). The City elected, by ordinance, to provide group term life insurance coverage to active and retired members. The City may terminate coverage under and discontinue participation in the SDBF by adopting an ordinance before November 1, of any year to be effective the following January 1.

*Benefits Provided*

The death benefit for active employees provides a lump-sum payment approximately equal to the employee's annual salary (calculated based on the employee's actual earnings, for the 12-month period preceding the month of death); retired employees are insured for \$7,500; this coverage is an "other post-employment benefit" or OPEB.

The City contributes to the SDBF at a contractually required rate as determined by an annual actuarial valuation. This rate is equal to the cost of providing one-year term life insurance. The funding policy for the SDBF program is to assure that adequate resources are available to meet all death benefit payments for the upcoming year; the intent is not to prefund retiree life insurance during employees' entire careers. No assets are accumulated in a trust that meets the criteria in paragraph four of GASB 75.

# City of Lancaster, Texas

## Notes to Basic Financial Statements

### September 30, 2022

#### *Employees Covered by Benefit Terms*

The following employees were covered by the benefit terms at December 31, 2021, (measurement date), is as follows:

Inactive employees or beneficiaries currently receiving benefits	132
Inactive employees entitled to but not yet receiving benefits	34
Active employees	<u>259</u>
 Total employees	 <u><u>425</u></u>

#### *Total OPEB Liability for Supplemental Death Benefits*

The City and its component units total OPEB liability of \$1,077,211 was measured as of December 31, 2021, and was determined by an actuarial valuation as of that date.

#### *Actuarial Assumptions*

The total OPEB liability in the December 31, 2021, actuarial valuation was determined using the following actuarial assumptions and other inputs, applied to all periods included in the measurement, unless otherwise specified:

	<u>December 31, 2021</u>
Actuarial Cost Method	Individual Entry-Age
Discount Rate	1.84% as of December 31, 2021 (2.00% as of December 31, 2020)
Inflation	2.50%
Salary Increases	3.50% to 11.50%, including inflation
Administrative expenses	All administrative expenses are paid through the Pension Trust and accounted for under reporting requirements under GASB Statement No. 68.
Mortality rates – service retirees	2019 Municipal Retirees of Texas Mortality Tables. The rates are projected on a fully generational basis with scale UMP.
Mortality rates – disabled retirees	2019 Municipal Retirees of Texas Mortality Tables with a 4-year set-forward for males and a 3 year set-forward for females. In addition, a 3.5% and 3% minimum mortality rate will be applied to reflect the impairment for younger members who become disabled for males and females, respectively. The rates are projected on a fully generational basis by Scale UMP to account for future mortality improvements subject to the floor.

The TMRS SDBF is treated as unfunded OPEB plan because the SDBF trust covers both actives and retirees, and the assets are not accumulated in a trust that meets the criteria of paragraph four of GASB 75. Under GASB 75 (paragraph 155), the discount rate for an unfunded OPEB plan should be based on 20-year tax-exempt AA or higher Municipal Bonds. Therefore, a discount rate of 1.84 percent based on the 20-Year Municipal GO AA Index published by bondbuyer.com is used as of the measurement date of December 31, 2021. At transition, GASB 75 also requires that the Total OPEB Liability (TOL) as of the prior fiscal year end be estimated based on the 20-Year Bond GO Index.

**City of Lancaster, Texas**  
**Notes to Basic Financial Statements**  
**September 30, 2022**

*Changes in Total OPEB Liability for Supplemental Death Benefits*

The total OPEB liability and related information are as follows for the City and its component units at September 30, 2021:

	<b>Total OPEB Liability</b>
<b>Balances as of October 1, 2021</b>	\$ 1,007,562
Changes for the year	
Service cost	51,349
Interest on total OPEB liability	20,494
Differences between expected and actual experience	(19,014)
Effect of assumption changes (discount rate change)	33,936
Benefit payments and age adjusted premiums, net of retiree contributions	(17,116)
<b>Balances as of September 30, 2022</b>	<b>\$ 1,077,211</b>
 <b>City</b>	 <b>\$ 1,012,578</b>
 <b>Lancaster Economic Development Corporation</b>	 <b>\$ 10,772</b>
 <b>Lancaster Recreational Development Corporation</b>	 <b>\$ 53,861</b>

*Sensitivity of Total OPEB Liability to Changes in the Discount Rate*

The total OPEB liability of the City and its component units has been calculated using a discount rate of 1.84 percent. The following presents the total OPEB liability using a discount rate one percent higher and one percent lower than the current discount rate.

	<b>1% Decrease 0.84%</b>	<b>Current Discount Rate Assumption 1.84%</b>	<b>1% Increase 2.84%</b>
Total OPEB Liability	\$ 1,325,994	\$ 1,077,211	\$ 886,969



**City of Lancaster, Texas**  
**Notes to Basic Financial Statements**  
**September 30, 2022**

***OPEB Expense and Deferred Outflows of Resources***

For the year ended September 30, 2022, the City and its component units recognized OPEB expense of \$110,377. At September 30, 2022, the City and its component units reported deferred outflows of resources related to OPEB from the following sources:

	<b>Outflows of Resources</b>	<b>Inflows of Resources</b>
Differences in expected and actual experience	\$ 59,184	\$ -
Changes of assumptions	<u>-</u>	<u>167,839</u>
Total	<u><u>\$ 59,184</u></u>	<u><u>\$ 167,839</u></u>

Other amounts reported as deferred outflows of resources related to OPEB will be recognized in OPEB expense as follows:

<b>September 30,</b>	<b>Amortization of Deferred Outflows of Resources</b>
2023	\$ 33,444
2024	33,572
2025	29,742
2026	10,840
2027	<u>1,057</u>
Total	<u><u>\$ 108,655</u></u>

**Note 11: 457(b) Retirement Plans**

The City offers all employees an opportunity to participate in two deferred compensation plans that have been established in accordance with Internal Revenue Code Section 457. These plans are 457(b) plans, and one is administered by ICMA, and one is administered by Nationwide. The Plans provisions and contribution requirements are established and may be amended by plan administrator. Vantage Trust Company is the trustee of the ICMA plan and Nationwide is the trustee of its plan. Employees may enroll in the plans and/or change their contribution amounts at any time. The City does not contribute to either plan.

**City of Lancaster, Texas**  
**Notes to Basic Financial Statements**  
**September 30, 2022**

**Note 12: Litigation**

The City is party to several legal actions arising in the ordinary course of business. In the opinion of the City's legal counsel and management, the City has adequate legal defense and/or insurance coverage regarding each of these actions and does not believe the amount is probable.

**Note 13: Commitments and Contingencies**

***Risk Management***

The City is exposed to various risks of loss related to torts, theft of, damage to and destruction of assets; errors and omissions; injuries to employees; and natural disasters. The City is part of the Texas Municipal League Intergovernmental Risk Pool (Pool). Premiums are paid to the Pool, which retain a limit of loss. Reinsurance companies insure the risks beyond those limits. The City retains, as a risk, only the deductible amount of each policy. There were no significant reductions in coverage in the past fiscal year and there were no settlements exceeding insurance coverage in any of the past three fiscal years.

***Trinity River Authority of Texas***

The City contracts with Trinity River Authority of Texas (TRA), a conservation and reclamation district, whereby TRA finances, constructs, operates and maintains sewage transportation and treatment facilities for the benefit of the City. The current contract is extended through the date until which all bonds have been paid. The City makes payments monthly, which are based on an estimate of its share of costs. The City's share of costs for the fiscal year ended September 30, 2022, was \$6,876,688 for the Ten Mile Creek Regional Wastewater System and \$157,677, for the Red Oak Creek Regional Wastewater System. This estimate is calculated by TRA who makes adjustments for over/under charges in the City's next fiscal year. There were no adjustments to the amounts as calculated by the TRA for the year ended September 30, 2022.

***Federal and State Programs***

The City participates in several federal and state grant programs, which are governed by various rules and regulations of the grantor agencies. Costs charged to the respective grant programs are subject to audit and adjustment by the grantor agencies; therefore, to the extent that if the City has not complied with the rules and regulations governing the grants, refunds of any money received may be required and the collectability of any related receivable at September 30, 2022, may be impaired.

***Other Contingencies***

There are other claims and pending actions incidental to normal operations of the City. In the opinion of the City administration, the City's potential liability in these matters will not have a material impact in the accompanying financial statements.

**City of Lancaster, Texas**  
**Notes to Basic Financial Statements**  
**September 30, 2022**

***Encumbrances***

Budgetary basis of accounting, encumbrance accounting is utilized to the extent necessary to assure effective budgetary control and accountability and to facilitate effective cash planning and control. At year end, the amount of encumbrances expected to be honored upon performance by the vendor in future years were as follows:

General Fund	<u>\$ 2,213,125</u>
--------------	---------------------

**Note 14: Tax Incentive Rebates**

The City of Lancaster has active Commercial Development and Job Related Incentive Rebates that develop or redevelop a particular property attracting business that generates incremental tax revenues. In addition to GASB 77, the agreements are subject to Chapter 380 of the Texas Local Government Code that promotes local economic development, commercial activity and business stimulation. City Council approves the agreements via resolution. As part of the agreement, the City agrees to rebate the tax valorem tax increment and the local sales tax after confirmation of payment. If the businesses do not meet the obligations as set forth in the agreement, a clawback provision for default on agreement is included in the agreement and the business agrees to return a percentage of the rebate back to the City. Total rebate of property tax dollars paid out of the general fund for the year ended September 30, 2022 is \$2,533,785.

The City also uses Sales Tax Incentive Programs to spur additional economic development. For the year ended September 30, 2022, sales tax rebates paid out of LEDC was \$180,000.

**This Page is Intentionally Left Blank**

## **Required Supplementary Information**

**This Page is Intentionally Left Blank**

**City of Lancaster, Texas**  
**Required Supplementary Information**  
**Schedule of Changes in Net Pension Liability and Related Ratios**  
**Texas Municipal Retirement System (Unaudited)**

	Measurement Year							
	2014	2015	2016	2017	2018	2019	2020	2021
<b>Total Pension Liability</b>								
Service cost	\$ 1,754,296	\$ 2,193,202	\$ 2,335,235	\$ 2,469,383	\$ 2,640,859	\$ 2,815,735	\$ 2,870,095	\$ 2,976,346
Interest (on the Total Pension Liability)	4,600,938	4,801,518	4,963,011	5,149,906	5,442,872	5,772,620	6,130,458	6,394,896
Changes in benefit terms	-	-	-	-	-	-	-	-
Differences between expected and actual experience	(470,634)	190,955	(1,104,406)	312,809	311,293	184,748	(1,122,347)	1,307,190
Changes in assumptions	-	961,057	-	-	-	287,170	-	-
Benefit payments, including refunds of employee contributions	(3,082,997)	(3,394,263)	(3,175,270)	(3,808,922)	(3,546,289)	(3,648,333)	(3,923,955)	(4,103,495)
<b>Net Change in Total OPEB Liability</b>	2,801,603	4,752,469	3,018,570	4,123,176	4,848,735	5,411,940	3,954,251	6,574,937
<b>Total OPEB Liability (Beginning)</b>	66,392,037	69,193,640	73,946,109	76,964,679	81,087,855	85,936,590	91,348,530	95,302,781
<b>Total OPEB Liability (Ending)</b>	<u>\$ 69,193,640</u>	<u>\$ 73,946,109</u>	<u>\$ 76,964,679</u>	<u>\$ 81,087,855</u>	<u>\$ 85,936,590</u>	<u>\$ 91,348,530</u>	<u>\$ 95,302,781</u>	<u>\$ 101,877,718</u>
<b>Plan Fiduciary Net Position</b>								
Contributions – employer	\$ 1,950,250	\$ 2,038,833	\$ 1,994,083	\$ 2,199,587	\$ 2,288,860	\$ 2,416,349	\$ 2,441,668	\$ 2,643,238
Contributions – employee	943,452	1,019,417	1,049,207	1,110,905	1,190,342	1,263,214	1,270,757	1,331,273
Net investment income	3,212,784	87,279	3,975,648	8,679,960	(2,119,471)	10,594,869	6,004,800	11,063,066
Benefit payments, including refunds of employee contributions	(3,082,997)	(3,394,263)	(3,175,270)	(3,808,922)	(3,546,289)	(3,648,333)	(3,923,955)	(4,103,495)
Administrative expense	(33,545)	(53,164)	(44,915)	(44,995)	(40,975)	(59,880)	(38,858)	(51,190)
Other	(2,758)	(2,625)	(2,420)	(2,281)	(2,140)	(1,799)	(1,516)	351
<b>Net Change in Plan Fiduciary Net Position</b>	2,987,186	(304,523)	3,796,333	8,134,254	(2,229,673)	10,564,420	5,752,896	10,883,243
<b>Plan Fiduciary Net Position (Beginning)</b>	56,164,588	59,151,774	58,847,251	62,643,584	70,777,838	68,548,165	79,112,585	84,865,481
<b>Plan Fiduciary Net Position (Ending) (b)</b>	<u>\$ 59,151,774</u>	<u>\$ 58,847,251</u>	<u>\$ 62,643,584</u>	<u>\$ 70,777,838</u>	<u>\$ 68,548,165</u>	<u>\$ 79,112,585</u>	<u>\$ 84,865,481</u>	<u>\$ 95,748,724</u>
City's net pension liability – Ending (a) – (b)	<u>\$ 10,041,866</u>	<u>\$ 15,098,858</u>	<u>\$ 14,321,095</u>	<u>\$ 10,310,017</u>	<u>\$ 17,388,425</u>	<u>\$ 12,235,945</u>	<u>\$ 10,437,300</u>	<u>\$ 6,128,994</u>
Plan fiduciary net position as a percentage of the total pension liability	85.49%	79.58%	81.39%	87.29%	79.77%	86.61%	89.05%	93.98%
Covered payroll	\$ 13,477,886	\$ 14,563,096	\$ 14,988,669	\$ 15,870,071	\$ 17,004,884	\$ 18,038,022	\$ 18,153,669	\$ 19,018,182
City's net pension liability as a percentage of covered payroll	74.51%	103.68%	95.55%	64.97%	102.26%	67.83%	57.49%	32.23%

Changes in assumptions: In the 2015 valuation the investment rate decreased from 7.0 percent to 6.75 percent; the inflation rate was lowered from 3.0 percent to 2.5 percent; the experience study for retirement age was updated.

This schedule is presented to illustrate the requirement to show information for 10 years. However, until a full 10-year trend is compiled, the City will present information for only those years for which information is available. Information has been determined as of the City's measurement date (December 31).

# City of Lancaster, Texas

## Required Supplementary Information

### Schedule of Contributions

#### Texas Municipal Retirement System (Unaudited)

	Fiscal Year							
	2015	2016	2017	2018	2019	2020	2021	2022
Actuarially determined contribution	\$ 2,012,259	\$ 2,002,110	\$ 2,134,819	\$ 2,285,017	\$ 2,441,322	\$ 2,451,002	\$ 2,467,021	\$ 2,675,859
Contributions in relation to the actuarially determined contribution	<u>2,012,259</u>	<u>2,002,110</u>	<u>2,134,819</u>	<u>2,285,017</u>	<u>2,441,322</u>	<u>2,451,002</u>	<u>2,467,021</u>	<u>2,675,859</u>
Contribution deficiency (excess)	<u>\$ -</u>	<u>\$ -</u>	<u>\$ -</u>	<u>\$ -</u>	<u>\$ -</u>	<u>\$ -</u>	<u>\$ -</u>	<u>\$ -</u>
Covered payroll	\$ 14,156,179	\$ 14,839,963	\$ 15,572,564	\$ 16,678,121	\$ 18,031,676	\$ 18,060,708	\$ 18,490,118	\$ 21,593,406
Contributions as a percentage of covered payroll	14.21%	13.49%	13.71%	13.70%	13.54%	13.57%	13.34%	12.39%

### Notes to Schedule of Contributions

#### Valuation Date:

Notes

Actuarially determined contribution rates are calculated as of December 31 and become effective in January 13 months later.

#### Methods and Assumptions Used to Determine Contribution Rates:

Actuarial Cost Method	Entry Age Normal
Amortization Method	Level Percentage of Payroll, Closed
Remaining Amortization Period	24 years
Asset Valuation Method	10 Year smoothed market; 12% soft corridor
Inflation	2.50%
Salary Increases	3.50% to 11.50%, including inflation
Investment Rate of Return	6.75%
Retirement Age	Experience-based table of rates that are specific to the City's plan of benefits. Last updated for the 2019 valuation pursuant to an experience study of the Post retirement: 2019 Municipal Retirees of Texas Mortality Tables. The rates are projected on a fully generational basis with scale UMP.
Mortality	Pre-retirement: PUB(10) mortality rates, with the Public Safety table used for males and the General Employee table used for females. The rates are projected on a fully generational basis with scale UMP.

#### Other Information:

Notes

There were no benefit changes during the year

This schedule is presented to illustrate the requirement to show information for 10 years. However, until a full 10-year trend is compiled, the City will present information for only those years for which information is available. Information has been determined as of the the City's most recent fiscal year-end (September 30).



# City of Lancaster, Texas

## Required Supplementary Information

### Schedule of Proportionate Share of Net Pension Liability and Contributions

#### Texas Municipal Retirement System (Unaudited)

Primary Government								
	2015	2016	2017	2018	2019	2020	2021	2022
Proportionate share of net pension liability	94.63%	94.61%	94.62%	94.63%	94.61%	94.62%	94.62%	94.59%
Net pension liability	\$ 9,502,407	\$ 14,285,030	\$ 13,550,087	\$ 9,756,009	\$ 16,451,475	\$ 11,577,744	\$ 9,876,406	\$ 5,801,180
Actuarially determined contribution	\$ 1,904,158	\$ 1,894,295	\$ 1,894,396	\$ 2,162,232	\$ 2,309,775	\$ 2,319,138	\$ 2,334,295	\$ 2,531,095
Covered payroll	\$ 13,395,694	\$ 14,040,821	\$ 14,041,573	\$ 15,781,923	\$ 17,060,067	\$ 17,067,576	\$ 17,177,002	\$ 17,989,298
Proportionate share of net pension liability as a percentage of covered payroll	70.94%	101.74%	96.50%	61.82%	96.43%	67.83%	57.50%	32.25%

Lancaster Economic Development Corporation								
	2015	2016	2017	2018	2019	2020	2021	2022
Proportionate share of net pension liability	0.95%	0.93%	0.93%	0.95%	0.93%	0.94%	0.95%	0.90%
Net pension liability	\$ 95,378	\$ 140,419	\$ 133,994	\$ 97,894	\$ 161,599	\$ 115,227	\$ 99,040	\$ 60,265
Actuarially determined contribution	\$ 19,113	\$ 18,696	\$ 18,620	\$ 21,696	\$ 22,688	\$ 23,039	\$ 23,410	\$ 24,083
Covered payroll	\$ 134,456	\$ 138,576	\$ 138,012	\$ 158,359	\$ 167,577	\$ 169,557	\$ 172,261	\$ 171,164
Proportionate share of net pension liability as a percentage of covered payroll	70.94%	101.33%	97.09%	61.82%	96.43%	67.96%	57.49%	35.21%

Lancaster Recreational Development Corporation								
	2015	2016	2017	2018	2019	2020	2021	2022
Proportionate share of net pension liability	4.42%	4.45%	4.45%	4.42%	4.46%	4.44%	4.43%	4.51%
Net pension liability	\$ 444,082	\$ 671,899	\$ 637,014	\$ 456,114	\$ 775,350	\$ 542,973	\$ 461,854	\$ 267,549
Actuarially determined contribution	\$ 88,988	\$ 89,119	\$ 89,094	\$ 101,089	\$ 108,859	\$ 108,824	\$ 109,167	\$ 120,681
Covered payroll	\$ 626,029	\$ 660,566	\$ 660,378	\$ 737,838	\$ 804,033	\$ 800,888	\$ 803,306	\$ 857,720
Proportionate share of net pension liability as a percentage of covered payroll	70.94%	101.72%	96.46%	61.82%	96.43%	67.80%	57.49%	31.19%

This schedule is presented to illustrate the requirement to show information for 10 years. However, until a full 10-year trend is compiled, the City will present information for only those years for which information is available. Information has been determined as of the City's most recent fiscal year-end (September 30).

**City of Lancaster, Texas**  
**Required Supplementary Information**  
**Retiree Health Care Plan**  
**Schedule of Changes in the City's Total OPEB Liability and Related Ratios**  
**(Unaudited)**

	Measurement Year				
	2017	2018	2019	2020	2021
<b>Total OPEB Liability</b>					
Service cost	\$ 51,667	\$ 65,663	\$ 64,079	\$ 78,688	\$ 89,062
Interest cost	41,389	39,252	44,458	37,706	28,451
Difference between expected and actual experience of the total OPEB liability	(1,641)	(16,374)	12,409	(124,895)	1,021
Changes of assumptions	57,658	2,136	112,094	102,810	(97,296)
Benefit payments	(40,219)	(72,858)	(82,029)	(52,977)	(43,215)
<b>Net Change in Total OPEB Liability</b>	108,854	17,819	151,011	41,332	(21,977)
<b>Total OPEB Liability (Beginning)</b>	1,080,598	1,189,452	1,207,271	1,358,282	1,399,614
<b>Total OPEB Liability (Ending)</b>	<u>\$ 1,189,452</u>	<u>\$ 1,207,271</u>	<u>\$ 1,358,282</u>	<u>\$ 1,399,614</u>	<u>\$ 1,377,637</u>
Covered-employee payroll	15,871,627	17,005,491	17,580,142	18,150,111	19,018,182
Total OPEB liability as a percentage of covered-employee payroll	7.49%	7.10%	8.59%	7.71%	7.24%

Changes of assumptions reflect the effect of changes in the discount rate each period. The following are the discount rates used in each period: 2018 – 3.71%, 2019 – 2.75%, 2020 – 2.00%, 2021 – 1.84%

This schedule is presented to illustrate the requirement to show information for 10 years. However, until a full 10-year trend is compiled, the City will present information for only those years for which information is available. Information has been determined as of the City's measurement date (December 31).

**City of Lancaster, Texas**  
**Required Supplementary Information**  
**TMRs Supplemental Death Benefits Plan**  
**Schedule of Changes in the City's Total OPEB Liability and Related Ratios**  
**(Unaudited)**

	Measurement Year				
	2017	2018	2019	2020	2021
<b>Total OPEB Liability</b>					
Service cost	\$ 22,218	\$ 27,208	\$ 27,057	\$ 39,938	\$ 51,349
Interest cost	23,780	24,222	26,296	23,779	20,494
Difference between expected and actual experience of the total OPEB liability	-	(16,454)	(39,707)	(33,785)	(19,014)
Changes of assumptions	59,920	(52,661)	141,242	135,647	33,936
Benefit payments	(6,348)	(5,101)	(5,411)	(5,446)	(17,116)
<b>Net Change in Total OPEB Liability</b>	99,570	(22,786)	149,477	160,133	69,649
<b>Total OPEB Liability (Beginning)</b>	621,168	720,738	697,952	847,429	1,007,562
<b>Total OPEB Liability (Ending)</b>	<u>\$ 720,738</u>	<u>\$ 697,952</u>	<u>\$ 847,429</u>	<u>\$ 1,007,562</u>	<u>\$ 1,077,211</u>
Covered-employee payroll	15,870,071	17,004,884	18,038,022	18,153,669	19,018,182
Total OPEB liability as a percentage of covered-employee payroll	4.54%	4.10%	4.70%	5.55%	5.66%

Changes of assumptions reflect the effect of changes in the discount rate each period. The following are the discount rates used in each period: 2018 – 3.71%, 2019 – 2.75%, 2020 – 2.00%, 2021 – 1.84%

This schedule is presented to illustrate the requirement to show information for 10 years. However, until a full 10-year trend is compiled, the City will present information for only those years for which information is available. Information has been determined as of the City's measurement date (December 31).

**City of Lancaster, Texas**  
**Schedule of Revenues, Expenditures, and Changes in Fund Balances**  
**Budget and Actual**  
**General Fund (Unaudited)**  
**For the Year Ended September 30, 2022**

	<b>Budgeted Amounts</b>		<b>Actual</b>	<b>Variance with</b>
	<b>Original</b>	<b>Final</b>	<b>GAAP</b>	<b>Final Budget</b>
			<b>Basis</b>	<b>Positive</b>
				<b>(Negative)</b>
<b>Revenues</b>				
Taxes and fees	\$ 28,331,167	\$ 28,331,167	\$ 34,291,405	\$ 5,960,238
Licenses and permits	1,611,000	1,611,000	3,059,224	1,448,224
Intergovernmental	15,000	15,000	690,570	675,570
Charges for services	1,129,600	1,129,600	1,568,509	438,909
Fines and forfeits	797,000	797,000	1,844,042	1,047,042
Interest	30,000	30,000	269,612	239,612
Grant and other income	2,500	2,500	-	(2,500)
Miscellaneous	65,665	65,665	548,227	482,562
Total revenues	31,981,932	31,981,932	42,271,589	10,289,657
<b>Expenditures</b>				
Current				
General government	6,687,018	6,687,018	10,212,548	(3,525,530)
Public safety	18,771,997	18,771,997	19,407,006	(635,009)
Public works	2,678,204	2,678,204	2,807,405	(129,201)
Community development and recreation	2,640,083	2,640,083	1,886,376	753,707
Capital outlay	4,107,683	4,107,683	1,747,900	2,359,783
Total expenditures	34,884,985	34,884,985	36,061,235	(1,176,250)
Excess (deficiency) of revenues over (under) expenditures	(2,903,053)	(2,903,053)	6,210,354	9,113,407
Other financing sources				
Transfers in	2,577,228	2,577,228	1,990,448	(586,780)
Total other financing sources	2,577,228	2,577,228	1,990,448	(586,780)
<b>Net Change in Fund Balances</b>	(325,825)	(325,825)	8,200,802	8,526,627
<b>Fund Balance, Beginning of Year</b>	23,360,623	23,360,623	23,360,623	-
<b>Fund Balance, End of Year</b>	\$ 23,034,798	\$ 23,034,798	\$ 31,561,425	\$ 8,526,627

**City of Lancaster, Texas**  
**Notes to Required Supplementary Information (Unaudited)**  
**September 30, 2022**

***Budgets and Budgetary Accounting***

The City adopts an “appropriated budget” of the General Fund on the modified accrual basis of accounting by department. The City is required to present the adopted and final amended budgeted revenues and expenditures. The City compares the final amended budget to actual revenues and expenditures.

Encumbrances are commitments related to unperformed (executory) contracts for goods or services (i.e., purchase orders, contracts, and commitments). Encumbrance accounting is utilized to the extent necessary to assure effective budgetary control and accountability and to facilitate effective cash planning and control. While all appropriations and encumbrances technically lapse at year end, valid outstanding encumbrances (those for which performance under the executory contract is expected in the next year) are reappropriated and spent in the subsequent year. The variances between General Fund - Budget and Actual Schedule, as noted on the previous page, are a result of prior year encumbrances and not expenditures in excess of current year appropriations.

An operating budget for the General Fund is legally adopted each fiscal year.

The budget is adopted on a basis consistent with generally accepted accounting principles (GAAP).

The City generally follows these procedures in establishing the budgetary data reflected in the financial statements:

1. A proposed operating budget including proposed expenditures and the means of financing them is submitted to the City Council by the City Manager.
2. Upon receipt of the budget estimates, the City Council holds a first reading on the Budget Ordinance and Tax Roll Ordinance. Information about the Budget Ordinance is then published in the official newspaper of the City.
3. A public hearing on the budget is held.
4. Prior to October 1 the budget is legally enacted through passage of an ordinance. The legal level of budgetary control is at the fund level. The City Manager is authorized to transfer budgeted amounts between departments within any fund; however, any revisions that alter the total expenditures of any fund must be approved by the City Council. Budgetary control has been established at the detail level by line item activity for management control.

**This Page is Intentionally Left Blank**

**Combining and Individual Fund  
Statements and Schedules**

**This Page is Intentionally Left Blank**



**City of Lancaster, Texas**  
**Non-major Governmental Funds**  
**September 30, 2022**

***Special Revenue Funds***

Special revenue funds are used to account for specific revenues that are legally restricted to expenditure for particular purposes.

**Stormwater Drainage Fund** – to account for revenues received from a fee charged for the development of the City’s storm sewer drainage system.

**Public Improvement Districts Fund** – to account for the activities of the public improvement districts of the City.

**Police State Seized Fund** – to account for the activities of related funds awarded to the City by the Courts.

**Police Federal Seized Fund** – to account for the activities of related funds awarded to the City by the Courts.

**Hotel/Motel Fund** – to account for the revenues received from a hotel and motel tax.

**Emergency 911 Fund** – to account for revenues received from a fee charged for emergency services.

**Parkland Dedication Fund** – to account for revenues to provide for parks, open spaces and recreational areas.

***Capital Projects Fund***

**Street Maintenance Fund** – to account for maintenance of the City’s transportation system.

**This Page is Intentionally Left Blank**

**City of Lancaster, Texas**  
**Combining Balance Sheet**  
**Non-major Governmental Funds**  
**For the Year Ended September 30, 2022**

	Special Revenue Funds							Capital Projects Fund	Total Non-major Governmental Funds
	Stormwater Drainage Fund	Public Improvement Districts Fund	Police State Seized Fund	Police Federal Seized Fund	Hotel/ Motel Fund	Emergency 911 Fund	Parkland Dedication Fund	Street Maintenance Fund	
<b>Assets</b>									
Cash and cash equivalents	\$ 4,685,579	\$ 1,803,912	\$ 22,103	\$ 127,733	\$ 1,728,313	\$ 1,299,572	553,178	\$ 912,110	\$ 11,132,500
Receivables (net of allowance for uncollectibles)									
Delinquent taxes	-	9,489	-	-	-	-	-	-	9,489
Accounts receivable	266,464	-	-	-	44,899	16,485	-	11,648	339,496
Total assets	<u>\$ 4,952,043</u>	<u>\$ 1,813,401</u>	<u>\$ 22,103</u>	<u>\$ 127,733</u>	<u>\$ 1,773,212</u>	<u>\$ 1,316,057</u>	<u>\$ 553,178</u>	<u>\$ 923,758</u>	<u>\$ 11,481,485</u>
<b>Liabilities, Deferred Inflows of Resources and Fund Balances</b>									
<b>Liabilities</b>									
Accounts and contracts payable	\$ 28,820	\$ 11,521	\$ -	\$ 1,719	\$ 1,159	\$ 6,930	\$ -	\$ -	\$ 50,149
Accrued liabilities	135,201	-	11,240	-	-	805	-	-	147,246
Due to other funds	-	-	-	-	-	-	-	252,660	252,660
Total liabilities	<u>164,021</u>	<u>11,521</u>	<u>11,240</u>	<u>1,719</u>	<u>1,159</u>	<u>7,735</u>	<u>-</u>	<u>252,660</u>	<u>450,055</u>
Deferred inflows of resources – unavailable revenue	-	-	-	-	-	-	-	11,648	11,648
<b>Fund balances</b>									
Restricted for									
Public works	4,788,022	-	-	-	-	-	-	-	4,788,022
Public improvement districts	-	1,801,880	-	-	-	-	-	-	1,801,880
Police grants	-	-	10,863	126,014	-	-	-	-	136,877
Tourism, convention centers, and arts	-	-	-	-	1,772,053	-	-	-	1,772,053
Law enforcement purposes	-	-	-	-	-	1,308,322	-	-	1,308,322
Park dedication	-	-	-	-	-	-	553,178	-	553,178
Street maintenance	-	-	-	-	-	-	-	659,450	659,450
Total fund balances	<u>4,788,022</u>	<u>1,801,880</u>	<u>10,863</u>	<u>126,014</u>	<u>1,772,053</u>	<u>1,308,322</u>	<u>553,178</u>	<u>659,450</u>	<u>11,019,782</u>
Total liabilities, deferred inflows of resources, and fund balances	<u>\$ 4,952,043</u>	<u>\$ 1,813,401</u>	<u>\$ 22,103</u>	<u>\$ 127,733</u>	<u>\$ 1,773,212</u>	<u>\$ 1,316,057</u>	<u>\$ 553,178</u>	<u>\$ 923,758</u>	<u>\$ 11,481,485</u>

**City of Lancaster, Texas**  
**Combining Statement of Revenues, Expenditures, and Changes in Fund Balances**  
**Non-major Governmental Funds**  
**For the Year Ended September 30, 2022**

	Special Revenue Funds						Capital Projects Fund	Total Non-major Governmental Funds
	Stormwater Drainage Fund	Public Improvement Districts Fund	Police State Seized Fund	Police Federal Seized Fund	Hotel/ Motel Fund	Emergency 911 Fund	Parkland Dedication Fund	Street Maintenance Fund
<b>Revenues</b>								
Taxes and fees	\$ 1,944,669	\$ 559,228	\$ -	\$ -	\$ 315,109	\$ -	\$ 121,800	907,592
Licenses and permits	-	-	-	-	-	283,347	-	-
Forfeitures	-	-	-	120,008	-	-	-	-
Miscellaneous	-	-	10,866	-	6,000	-	-	-
Interest	33,982	14,526	232	681	12,048	7,327	-	4,518
Total revenues	1,978,651	573,754	11,098	120,689	333,157	290,674	121,800	912,110
<b>Expenditures</b>								
Current								
Public safety	-	-	11,831	22,422	-	222,582	-	-
Public works	1,423,300	-	-	-	-	-	-	-
Community development and recreation	-	453,618	-	-	17,097	-	-	-
Principal retirement	35,000	-	-	-	-	-	-	-
Interest and fiscal charges	10,275	-	-	-	-	-	-	-
Total expenditures	1,468,575	453,618	11,831	22,422	17,097	222,582	-	-
Excess (deficiency) of revenues over (under) expenditures	510,076	120,136	(733)	98,267	316,060	68,092	121,800	912,110
<b>Other Financing Sources (Uses)</b>								
Transfers out	(62,135)	-	-	-	(1,372)	-	-	-
Total other financing sources (uses)	(62,135)	-	-	-	(1,372)	-	-	-
<b>Net Change in Fund Balances</b>	447,941	120,136	(733)	98,267	314,688	68,092	121,800	912,110
<b>Fund Balances, Beginning of Year</b>	4,340,081	1,681,744	11,596	27,747	1,457,365	1,240,230	431,378	(252,660)
<b>Fund Balances, End of Year</b>	\$ 4,788,022	\$ 1,801,880	\$ 10,863	\$ 126,014	\$ 1,772,053	\$ 1,308,322	\$ 553,178	\$ 659,450

**City of Lancaster, Texas**  
**Non-major Enterprise Funds**  
**September 30, 2022**

***Enterprise Funds***

Enterprise Funds are used to account for operations that are financed and operated in a manner similar to private business enterprises – where the intent of the City is that costs of providing the goods or services to the general public on a continuing basis will be financed or recovered through user charges. The City has one Non-major Enterprise Fund, which include the following:

**Refuse Fund** – to account for the operation of the City’s refuse services.

**This Page is Intentionally Left Blank**

**City of Lancaster, Texas**  
**Combining Statement of Net Position**  
**Non-major Enterprise Funds**  
**September 30, 2022**

	<b>Refuse Fund</b>	<b>Total Non-major Enterprise Funds</b>
<b>Assets</b>		
<b>Current Assets</b>		
Cash and cash equivalents	\$ 5,225,440	\$ 5,225,440
Receivables (net of allowance for uncollectibles)		
Accounts	224,747	224,747
Unbilled	130,649	130,649
	<u>5,580,836</u>	<u>5,580,836</u>
Total current assets		
	<u>5,580,836</u>	<u>5,580,836</u>
<b>Noncurrent Assets</b>		
Capital assets		
Depreciable (net of accumulated depreciation)	257,799	257,799
	<u>257,799</u>	<u>257,799</u>
Total noncurrent assets		
	<u>257,799</u>	<u>257,799</u>
Total assets	<u>5,838,635</u>	<u>5,838,635</u>
<b>Liabilities</b>		
<b>Current Liabilities</b>		
Accrued liabilities	33,445	33,445
Compensated absences	218	218
	<u>33,663</u>	<u>33,663</u>
Total current liabilities		
	<u>33,663</u>	<u>33,663</u>
<b>Noncurrent Liabilities</b>		
Compensated absences	654	654
	<u>654</u>	<u>654</u>
Total noncurrent liabilities		
	<u>654</u>	<u>654</u>
Total liabilities	<u>34,317</u>	<u>34,317</u>
<b>Net Position</b>		
Net investment in capital assets	257,799	257,799
Unrestricted	5,546,519	5,546,519
	<u>5,804,318</u>	<u>5,804,519</u>
Total net position	<u>\$ 5,804,318</u>	<u>\$ 5,804,318</u>

**City of Lancaster, Texas**  
**Combining Statement of Revenues, Expenses, and Changes in Net Position**  
**Non-major Enterprise Funds**  
**For the Year Ended September 30, 2022**

	<b>Refuse Fund</b>	<b>Total Non-major Enterprise Funds</b>
<b>Operating Revenues</b>		
Charges for services	\$ 2,803,273	\$ 2,803,273
Total operating revenues	<u>2,803,273</u>	<u>2,803,273</u>
<b>Operating Expenses</b>		
Depreciation	51,269	51,269
Special services	1,544,726	1,544,726
Miscellaneous	<u>36,510</u>	<u>36,510</u>
Total operating expenses	<u>1,632,505</u>	<u>1,632,505</u>
<b>Operating Income</b>	<u>1,170,768</u>	<u>1,170,768</u>
<b>Nonoperating Revenues</b>		
Interest revenue	<u>36,078</u>	<u>36,078</u>
Total nonoperating revenues	<u>36,078</u>	<u>36,078</u>
<b>Income Before Transfers</b>	1,206,846	1,206,846
Transfers out	<u>(159,040)</u>	<u>(159,040)</u>
<b>Change in Net Position</b>	1,047,806	1,047,806
<b>Net Position, Beginning of Year</b>	<u>4,756,512</u>	<u>4,756,512</u>
<b>Net Position, End of Year</b>	<u><u>\$ 5,804,318</u></u>	<u><u>\$ 5,804,318</u></u>



**City of Lancaster, Texas**  
**Combining Statement of Cash Flows**  
**Non-major Enterprise Funds**  
**For the Year Ended September 30, 2022**

	<b>Refuse Fund</b>	<b>Total Non-major Enterprise Fund</b>
<b>Operating Activities</b>		
Receipts from customers and users	\$ 2,773,673	\$ 2,773,673
Payments to suppliers	<u>(1,703,295)</u>	<u>(1,703,295)</u>
Net cash provided by operating activities	<u>1,070,378</u>	<u>1,070,378</u>
<b>Noncapital and Related Financing Activities</b>		
Transfers out	<u>(159,040)</u>	<u>(159,040)</u>
Net cash used in noncapital financing activities	<u>(159,040)</u>	<u>(159,040)</u>
<b>Investing Activities</b>		
Interest on investments	<u>36,077</u>	<u>36,077</u>
Net cash provided by investing activities	<u>36,077</u>	<u>36,077</u>
<b>Increase in Cash and Cash Equivalents</b>	947,415	947,415
<b>Cash and Cash Equivalents, Beginning of Year</b>	<u>4,278,025</u>	<u>4,278,025</u>
<b>Cash and Cash Equivalents, End of Year</b>	<u><u>\$ 5,225,440</u></u>	<u><u>\$ 5,225,440</u></u>
<b>Reconciliation of Net Operating Income to Net Cash Provided by Operating Activities</b>		
Operating income	\$ 1,170,768	\$ 1,170,768
Item not requiring cash		
Depreciation	51,269	51,269
Changes in		
Accounts receivable	(29,600)	(29,600)
Accounts payable	(134,542)	(134,542)
Accrued expenses	<u>12,483</u>	<u>12,483</u>
Net cash provided by operating activities	<u><u>\$ 1,070,378</u></u>	<u><u>\$ 1,070,378</u></u>

**This Page is Intentionally Left Blank**

**City of Lancaster, Texas**  
**Discretely Presented Component Units**  
**September 30, 2022**

**Lancaster Economic Development Corporation** – to account for revenues from an industrial development sales tax to spur increased economic development activity within the City.

**Lancaster Recreational Development Corporation** – to account for revenues from a sales and use tax for the development of parks and recreational facilities.

**This Page is Intentionally Left Blank**

**City of Lancaster, Texas**  
**Balance Sheet**  
**Economic Development Corporation**  
**Discretely Presented Component Units**  
**September 30, 2022**

**Assets**

Cash and cash equivalents	\$ 8,442,988
Sales tax receivable	361,303
Due from primary government	<u>653,488</u>
Total assets	<u>9,457,779</u>

**Liabilities**

Accounts payable	<u>677,560</u>
Total liabilities	<u>677,560</u>

**Fund Balances**

Unassigned	<u>8,780,219</u>
Total fund balances	<u>8,780,219</u>

<b>Total Liabilities and Fund Balance</b>	<u><u>\$ 9,457,779</u></u>
-------------------------------------------	----------------------------

**City of Lancaster, Texas**  
**Reconciliation of the Balance Sheet of Governmental Funds**  
**to the Statement of Net Position**  
**Economic Development Corporation**  
**Discretely Presented Component Units**  
**September 30, 2022**

<b>Total Fund Balance</b>	\$ 8,780,219
Amounts reported in the statement of net position are different because:	
Interest payable on long-term debt does not require current financial resources; therefore, interest payable is not reported as a liability in the balance sheet.	(5,056)
Capital assets used in governmental activities are not financial resources; therefore, are not reported as assets in fund financial statements. Capital assets are reported in the government-wide financial statements, net of accumulated depreciation.	399,590
Long-term liabilities, including notes payable, net pension liability, and OPEB are not due and payable in the current period and therefore are not reported in the fund financial statements.	(1,134,813)
Deferred outflows of resources and deferred inflows of resources represent flows of resources which relate to future periods and, therefore, are not reported in the fund financial statements. Deferred outflows of resources and deferred inflows of resources at year-end consist of:	
Deferred outflows of resources – Pension	30,364
Deferred outflows of resources – OPEB	3,748
Deferred inflows of resources – Pension	(59,932)
Deferred inflows of resources – OPEB	(2,322)
	<hr/>
<b>Total Net Position</b>	<b>\$ 8,011,798</b>

**City of Lancaster, Texas**  
**Statement of Revenues, Expenditures, and Changes in Fund Balance**  
**Economic Development Corporation**  
**Discretely Presented Component Units**  
**For the Year Ended September 30, 2022**

<b>Revenues</b>	
Sales taxes	\$ 2,278,907
Interest	<u>60,097</u>
Total revenues	<u>2,339,004</u>
<b>Expenditures</b>	
Cultural and recreation	1,249,480
Capital outlay	299,212
Debt service	
Repayment of note payable to primary government	165,000
Repayment of interest to primary government	<u>55,425</u>
Total expenditures	<u>1,769,117</u>
<b>Net Change in Fund Balance</b>	569,887
<b>Fund Balance, Beginning of Year</b>	<u>8,210,332</u>
<b>Fund Balance, End of Year</b>	<u><u>\$ 8,780,219</u></u>

**City of Lancaster, Texas**  
**Reconciliation of the Statement of Revenues, Expenditures, and Changes in**  
**Fund Balance of Governmental Funds to the Statement of Activities**  
**Economic Development Corporation**  
**Discretely Presented Component Units**  
**For the Year Ended September 30, 2022**

<b>Net Change in Fund Balance</b>	\$ 569,887
-----------------------------------	------------

Amounts reported in the statement of activities are different because:

Governmental funds report capital outlays as expenditures. However, in the statement of activities the cost of those assets is allocated over their estimated useful lives and reported as depreciation expense. This is the amount of capital assets recorded in the current period.	299,212
---------------------------------------------------------------------------------------------------------------------------------------------------------------------------------------------------------------------------------------------------------------------------------------	---------

Current year pension and OPEB expenditures are reported on the fiscal year basis on the governmental statement of revenues, expenditures and changes in fund balance and as actuarially determined in the government-wide statement of activities. These differences are reflected in deferred outflows of resources and deferred inflow of resources balances.	15,887
-----------------------------------------------------------------------------------------------------------------------------------------------------------------------------------------------------------------------------------------------------------------------------------------------------------------------------------------------------------------	--------

Current year principal payments of long-term liabilities are shown as expenditures in the fund financial statements, but shown as reductions in long-term liabilities in the government-wide financial statements.	165,000
--------------------------------------------------------------------------------------------------------------------------------------------------------------------------------------------------------------------	---------

Current year changes in accrued interest payable do not require the use of current financial resources; therefore, are not reported as expenditures in Governmental Funds.	<div style="border-top: 1px solid black; border-bottom: 3px double black; display: inline-block; width: 100%;">960</div>
----------------------------------------------------------------------------------------------------------------------------------------------------------------------------	--------------------------------------------------------------------------------------------------------------------------

<b>Change in Net Position</b>	<div style="border-top: 1px solid black; border-bottom: 3px double black; display: inline-block; width: 100%;">\$ 1,050,946</div>
-------------------------------	-----------------------------------------------------------------------------------------------------------------------------------



**City of Lancaster, Texas**  
**Balance Sheet**  
**Recreational Development Corporation**  
**Discretely Presented Component Units**  
**September 30, 2022**

**Assets**

Cash and cash equivalents	\$ 4,227,234
Sales tax receivable	711,148
Accounts receivable	60,970
Prepaid expenses	<u>15,707</u>
 Total assets	 <u>5,015,059</u>

**Liabilities**

Accounts payable	1,046,439
Accrued liabilities	42,529
Due to primary government	<u>1,893,485</u>
 Total liabilities	 <u>2,982,453</u>

**Fund Balance**

Nonspendable for prepaid items	15,707
Unassigned	<u>2,016,899</u>
 Total fund balances	 <u>2,032,606</u>
 Total liabilities and fund balance	 <u><u>\$ 5,015,059</u></u>

**City of Lancaster, Texas**  
**Reconciliation of the Balance Sheet of Governmental Funds to the**  
**Statement of Net Position**  
**Recreational Development Corporation**  
**Discretely Presented Component Units**  
**September 30, 2022**

Total fund balance	\$ 2,032,606
Amounts reported in the statement of net position are different because:	
Capital assets used in governmental activities are not financial resources and therefore are not reported as assets in fund financial statements. Capital assets are reported in the government-wide financial statements, net of accumulated depreciation.	9,086,750
Interest payable on long-term debt does not require current financial resources, therefore interest payable is not reported as a liability in the balance sheet.	(2,603)
Long-term liabilities, including notes payable, are not due and payable in the current period and therefore are not reported in the fund financial statements.	(2,850,292)
Deferred outflows of resources and deferred inflows of resources represent flows of resources which relate to future periods and, therefore, are not reported in the fund financial statements. Deferred outflows of resources and deferred inflows of resources at year-end consist of:	
Deferred outflows of resources – Pension	134,801
Deferred outflows of resources – OPEB	18,754
Deferred inflows of resources – Pension	(266,073)
Deferred inflows of resources – OPEB	(11,610)
Total net position	<u>\$ 8,142,333</u>

**City of Lancaster, Texas**  
**Statement of Revenues, Expenditures, and Changes in Fund Balance**  
**Recreational Development Corporation**  
**Discretely Presented Component Units**  
**For the Year Ended September 30, 2022**

<b>Revenues</b>	
Sales taxes	\$ 4,557,813
Charges for services	401,417
Other revenues	23,991
Interest	<u>26,096</u>
Total revenues	<u>5,009,317</u>
<b>Expenditures</b>	
Cultural and recreation	2,687,160
Capital outlay	79,000
Debt service	
Repayment of note payable to primary government	880,000
Repayment of interest to primary government	<u>36,416</u>
Total expenditures	<u>3,682,576</u>
<b>Net Change in Fund Balance</b>	1,326,741
<b>Fund Balance, Beginning of Year</b>	<u>705,865</u>
<b>Fund Balance, End of Year</b>	<u><u>\$ 2,032,606</u></u>

**City of Lancaster, Texas**  
**Reconciliation of the Statement of Revenues, Expenditures, and Changes in**  
**Fund Balance of Governmental Funds to the Statement of Activities**  
**Recreational Development Corporation**  
**Discretely Presented Component Units**  
**For the Year Ended September 30, 2022**

Net change in fund balance	\$ 1,326,741
Amounts reported in the statement of activities are different because:	
Governmental funds report capital outlays as expenditures. However, in the government-wide statement of activities, the cost of those assets is allocated over their estimated useful lives as depreciation expense. This amount is the amount of capital outlay recorded as capital assets in the current period.	79,000
Depreciation expense on capital assets is reported in the government-wide statement of activities and changes in net position, but they do not require the use of current financial resources. Therefore, depreciation expense is not reported as expenditures in the governmental funds.	(586,882)
Current year principal payments of long-term liabilities are shown as expenditures in the fund financial statements, but shown as reductions in long-term liabilities in the government-wide financial statements.	880,000
Current year pension and OPEB expenditures are reported on the fiscal year basis on the governmental statement of revenues, expenditures and changes in fund balance and as actuarially determined in the government-wide statement of activities. These differences are reflected in deferred outflows of resources and deferred inflow of resources balances.	101,194
Current year changes in accrued interest payable do not require the use of current financial resources; therefore, are not reported as expenditures in governmental funds.	8,881
Change in net position	<u>\$ 1,808,934</u>

## **Statistical Section**

**This Page is Intentionally Left Blank**

The following portion of the City of Lancaster Annual Comprehensive Financial Report presents detailed information as a context for understanding the information in the financial statements, note disclosures, and required supplementary information regarding the City's overall financial health.

Table	Contents
<b>Financial Trends</b> – <i>These tables contain trend information to help the reader understand how the City's financial performance and well-being have changed over time.</i>	
	Entity-wide information:
A	Net position by component, last ten fiscal years
B	Changes in net position, last ten fiscal years
	Governmental funds information:
C	Fund balances of governmental funds, last ten fiscal years
D	Changes in fund balances of governmental funds, last ten fiscal years
<b>Revenue Capacity</b> – <i>These tables contain information to help the reader assess one of the City's most significant revenue sources, the property tax.</i>	
E	Assessed and estimated actual value of taxable property, last ten fiscal years
F	Direct and overlapping property tax rates, last ten fiscal years
G	Principal taxpayers, current year and nine years ago
H	Ad-valorem tax levies and collections, last ten fiscal years
<b>Debt Capacity</b> – <i>These tables present information to help the reader assess the affordability of the City's current levels of outstanding debt and the City's ability to issue additional debt in the future.</i>	
I	Ratios of outstanding debt by type, last ten fiscal years
J	Ratios of net general bonded debt outstanding <i>per capita</i> , last ten fiscal years
K	Legal debt margin information
L	Direct and overlapping governmental activities debt, last ten fiscal years
M	Secured revenue coverage – Water Bonds, last ten fiscal years
<b>Demographic and Economic Information</b> – <i>These tables offer demographic and economic indicators to help understand the environment within which the City's financial activities take place and to help make comparisons over time and with other governments.</i>	
N	Demographic and Economic Statistics, last ten calendar years
O	Principal employers, current and six years ago

**Table****Contents**

---

**Operating Information** – *These tables contain information about the City’s operations and resources to help the reader understand how the City’s financial information relates to the services the City provides and activities it performs.*

- P Full-time equivalent City government employees by function/program, last ten years
- Q Operating indicators by function/program, last ten fiscal years
- R Capital asset statistics by function/program, last ten fiscal years

**Sources:** Unless otherwise noted, the information in these tables is derived from the Annual Comprehensive Financial Reports for the relevant years.



**City of Lancaster, Texas**  
**Table A –Net Assets by Component**  
**Accrual Basis of Accounting**  
**Last Ten Fiscal Years (Unaudited)**

	Fiscal Year									
	2013	2014	2015	2016	2017	2018	2019	2020	2021	2022
<b>Governmental Activities</b>										
Net investment in capital assets	\$ 46,231,794	\$ 46,504,601	\$ 43,186,713	\$ 41,406,070	\$ 47,966,710	\$ 37,985,322	\$ 33,701,881	\$ 37,281,365	\$ 40,362,558	\$ 37,622,318
Restricted for										
Housing and Urban Development	201,618	198,242	-	-	-	-	-	-	-	-
Court security	-	-	25,509	29,106	38,013	45,457	55,458	70,498	84,640	78,707
Court technology	-	-	77,596	82,633	97,869	109,564	108,981	131,656	118,312	118,358
Capital projects	-	-	-	-	-	-	-	-	-	9,901,782
Debt service	352,439	397,888	602,627	808,824	1,749,893	1,949,459	3,245,575	5,297,018	7,178,670	8,406,453
Public works	-	-	-	-	-	-	-	-	-	4,788,022
Public improvement districts	254,959	324,233	443,707	613,074	829,346	839,635	1,095,705	1,379,979	1,681,744	1,801,880
Police grants	-	-	-	-	-	-	-	-	-	136,877
Tourism, convention centers, and arts	367,370	433,318	535,168	621,137	717,922	826,544	981,652	1,216,936	1,457,365	1,772,053
Law enforcement purposes	616,916	467,206	619,198	834,271	1,009,536	1,138,971	1,176,713	1,383,977	1,279,573	1,445,199
Parkland dedication	-	-	-	-	-	-	-	-	-	553,178
Unrestricted	8,209,270	6,496,829	1,745,271	2,596,403	(5,878,003)	7,779,240	14,184,301	14,630,657	22,555,399	22,655,727
Total governmental activities net asset	<u>\$ 56,234,366</u>	<u>\$ 54,822,317</u>	<u>\$ 47,235,789</u>	<u>\$ 46,991,518</u>	<u>\$ 46,531,286</u>	<u>\$ 50,674,192</u>	<u>\$ 54,550,266</u>	<u>\$ 61,392,086</u>	<u>\$ 74,718,261</u>	<u>\$ 89,280,554</u>
<b>Business-type Activities</b>										
Net investment in capital assets	\$ 37,933,467	\$ 38,224,476	\$ 33,117,792	\$ 42,684,653	\$ 43,805,254	\$ 40,005,241	\$ 41,354,370	\$ 42,523,889	\$ 42,577,357	\$ 42,158,125
Unrestricted	15,798,314	17,260,560	24,342,877	23,659,170	26,965,817	32,720,848	34,682,576	36,379,569	38,755,582	43,226,929
Total business-type activities net asset	<u>\$ 53,731,781</u>	<u>\$ 55,485,036</u>	<u>\$ 57,460,669</u>	<u>\$ 66,343,823</u>	<u>\$ 70,771,071</u>	<u>\$ 72,726,089</u>	<u>\$ 76,036,946</u>	<u>\$ 78,903,458</u>	<u>\$ 81,332,939</u>	<u>\$ 85,385,054</u>
<b>Primary Government</b>										
Net investment in capital assets	\$ 84,165,261	\$ 84,729,077	\$ 76,304,505	\$ 84,090,723	\$ 91,771,964	\$ 77,990,563	\$ 75,056,251	\$ 79,805,254	\$ 82,939,915	\$ 79,780,443
Restricted for										
Housing and Urban Development	201,618	198,242	-	-	-	-	-	-	-	-
Court security	-	-	25,509	29,106	38,013	45,457	55,458	70,498	84,640	78,707
Court technology	-	-	77,596	82,633	97,869	109,564	108,981	131,656	118,312	118,358
Capital projects	-	-	-	-	-	-	-	-	-	9,901,782
Public works	-	-	-	-	-	-	-	-	-	4,788,022
Public improvement districts	254,959	324,233	443,707	613,074	829,346	839,635	1,095,705	1,379,979	1,681,744	1,801,880
Police grants	-	-	-	-	-	-	-	-	-	136,877
Tourism, convention centers, and arts	367,370	433,318	535,168	621,137	717,922	826,544	981,652	1,216,936	1,457,365	1,772,053
Law enforcement purposes	616,916	467,206	619,198	834,271	1,009,536	1,138,971	1,176,713	1,383,977	1,279,573	1,445,199
Debt service	352,439	397,888	602,627	808,824	1,749,893	1,949,459	3,245,575	5,297,018	7,178,670	8,406,453
Parkland dedication	-	-	-	-	-	-	-	-	-	553,178
Unrestricted	24,007,584	23,757,389	26,088,148	26,255,573	21,087,814	40,500,088	48,866,877	51,010,226	61,310,981	65,882,656
Total primary governmental net assets	<u>\$ 109,966,147</u>	<u>\$ 110,307,353</u>	<u>\$ 104,696,458</u>	<u>\$ 113,335,341</u>	<u>\$ 117,302,357</u>	<u>\$ 123,400,281</u>	<u>\$ 130,587,212</u>	<u>\$ 140,295,544</u>	<u>\$ 156,051,200</u>	<u>\$ 174,665,608</u>

Source: Annual Comprehensive Financial Report

**City of Lancaster, Texas**  
**Table A –Net Assets by Component**  
**Accrual Basis of Accounting**  
**Last Ten Fiscal Years (Unaudited)**

	2013	2014	2015	2016	2017	2018	2019	2020	2021	2022
<b>Expenses</b>										
Governmental activities										
General government	\$ 4,171,973	\$ 4,055,911	\$ 3,891,404	\$ 7,337,257	\$ 7,327,188	\$ 6,540,944	\$ 7,542,414	\$ 8,618,415	\$ 6,205,691	\$ 10,674,597
Public safety	14,350,239	14,898,549	16,540,660	18,522,908	18,869,618	20,671,196	22,445,886	21,474,236	22,602,069	23,875,475
Public works	4,991,125	4,926,327	5,987,362	3,651,258	3,869,238	3,441,079	3,512,367	3,735,538	5,034,667	4,580,441
Community development and recreation	1,238,745	1,260,500	1,225,730	1,366,830	1,829,003	2,214,694	2,461,161	2,795,968	2,625,974	2,579,686
Interest and fiscal charges	1,836,254	3,054,899	3,379,380	3,200,431	2,935,851	4,304,629	2,928,389	2,794,842	2,331,002	1,969,847
Total governmental activities expenses	28,637,105	28,199,809	31,024,536	34,078,684	34,830,898	37,172,542	38,890,217	39,418,999	38,799,403	43,680,046
Business-type activities										
Water and sewer	9,945,611	11,215,515	12,185,162	12,960,201	12,635,280	14,113,248	14,151,252	14,573,772	15,673,559	17,309,616
Refuse	2,050,731	2,153,859	2,134,898	1,470,074	1,531,088	1,505,851	1,570,873	1,891,782	1,702,400	1,632,505
Airport	852,874	886,065	909,428	724,101	842,480	747,317	760,573	780,611	891,042	1,135,709
Golf course	108,196	86,605	82,234	79,667	116,867	1,038,286	1,093,145	951,759	1,033,880	1,272,822
Total business-type activities expenses	12,957,412	14,342,044	15,311,722	15,234,043	15,125,715	17,404,702	17,575,843	18,197,924	19,300,881	21,350,652
Total primary government expenses	\$ 41,594,517	\$ 42,541,853	\$ 46,336,258	\$ 49,312,727	\$ 49,956,613	\$ 54,577,244	\$ 56,466,060	\$ 57,616,923	\$ 58,100,284	\$ 65,030,698
<b>Program Revenues</b>										
Governmental activities										
Charges for services										
General government	\$ -	\$ -	\$ -	\$ -	\$ -	\$ -	\$ 1,783,188	\$ 1,919,690	\$ 1,902,060	\$ 1,944,669
Public safety	787,570	990,079	1,436,765	2,303,526	1,563,791	1,910,595	1,322,261	1,473,204	2,781,229	1,964,050
Public works	1,863,869	1,856,563	1,838,598	3,346,266	2,931,542	2,892,010	3,508,030	1,753,034	5,060,021	6,143,274
Community development and recreation	-	-	-	-	-	-	-	-	-	-
Social and welfare	2,814,031	1,339,640	1,351,379	-	-	-	-	-	-	-
Operating grants and contributions	-	-	-	894,947	748,338	2,184,968	1,273,543	4,496,757	2,546,121	2,272,438
Capital grants and contributions	-	-	-	-	-	-	236,500	-	-	-
Total governmental activities program revenues	\$ 5,465,470	\$ 4,186,282	\$ 4,626,742	\$ 6,544,739	\$ 5,243,671	\$ 6,987,573	\$ 8,123,522	\$ 9,642,685	\$ 12,289,431	\$ 12,324,431

**City of Lancaster, Texas**  
**Table B – Changes in Net Position (Continued)**  
**Accrual Basis of Accounting**  
**Last Ten Fiscal Years (Unaudited)**

	2013	2014	2015	2016	2017	2018	2019	2020	2021	2022
<b>Business-type Activities</b>										
Charges for services										
Water and sewer	\$ 14,251,489	\$ 14,291,481	\$ 15,807,876	\$ 15,708,146	\$ 16,072,343	\$ 16,544,138	\$ 16,466,683	\$ 17,413,522	\$ 17,668,813	\$ 20,040,970
Refuse	2,171,652	2,190,122	2,281,175	2,374,754	2,695,335	2,549,198	2,681,079	2,720,555	2,749,275	2,803,273
Airport	750,308	788,602	748,077	775,416	681,037	685,256	688,845	675,621	711,252	994,533
Golf course	85,595	79,845	72,021	69,582	113,629	152,823	191,012	188,457	290,251	982,227
Operating grants and contributions	-	-	-	-	-	-	-	-	-	-
Capital grants and contributions	-	-	-	3,612,835	-	-	-	-	-	-
Total business-type activities program revenues	17,259,044	17,350,050	18,909,149	22,540,733	19,562,344	19,931,415	20,027,619	20,998,155	21,419,591	24,821,003
Total primary government program revenues	\$ 22,724,514	\$ 21,536,332	\$ 23,535,891	\$ 29,085,472	\$ 24,806,015	\$ 26,918,988	\$ 28,151,141	\$ 30,640,840	\$ 33,709,022	\$ 37,145,434
<b>Net (Expenses) Revenues</b>										
Governmental activities	\$ (23,171,635)	\$ (24,013,527)	\$ (26,397,794)	\$ (27,533,945)	\$ (29,587,227)	\$ (30,184,969)	\$ (30,766,695)	\$ (29,776,314)	\$ (26,509,972)	\$ (31,355,615)
Business-type activities	4,301,632	3,008,006	3,597,427	7,306,690	4,436,629	2,526,713	2,451,776	2,800,231	2,118,710	3,470,351
Total primary government net expenses	\$ (18,870,003)	\$ (21,005,521)	\$ (22,800,367)	\$ (20,227,255)	\$ (25,150,598)	\$ (27,658,256)	\$ (28,314,919)	\$ (26,976,083)	\$ (24,391,262)	\$ (27,885,264)
<b>General Revenues and Other Changes in Net Assets</b>										
Governmental activities										
Taxes										
Property taxes	\$ 12,299,191	\$ 12,240,385	\$ 14,047,562	\$ 15,696,270	\$ 18,172,866	\$ 20,117,067	\$ 22,325,257	\$ 25,428,022	\$ 27,233,924	\$ 28,220,448
Sales taxes	4,845,324	4,960,391	5,545,413	5,633,760	6,168,242	7,160,171	6,869,083	6,557,347	7,817,596	11,394,534
Franchise taxes	2,969,849	3,337,767	2,127,730	2,041,390	2,138,384	2,272,208	2,305,492	2,057,524	2,310,260	2,384,293
Other local taxes	-	48,110	2,494,897	2,019,179	1,761,893	1,164,457	34,537	16,208	22,745	38,888
Interest on investments	22,654	10,241	15,923	111,569	270,073	501,786	1,031,549	388,113	32,465	466,456
Miscellaneous	343,709	324,621	489,467	292,911	581,435	788,192	416,070	346,153	620,488	565,093
Transfers	1,856,628	1,679,963	1,635,572	(193,511)	1,722,208	2,099,973	1,660,781	1,824,767	1,798,669	1,926,941
Total governmental activities	22,337,355	22,601,478	26,356,564	25,601,568	30,815,101	34,103,854	34,642,769	36,618,134	39,836,147	44,996,653
Business-type activities										
Interest on investments	26,255	9,682	14,728	89,948	219,076	489,104	830,598	368,113	26,682	323,409
Miscellaneous	511,763	415,530	787,542	1,293,005	1,493,751	1,173,073	1,689,264	1,522,935	2,082,758	1,026,325
Transfers	(1,856,628)	(1,679,963)	(1,635,572)	193,511	(1,722,208)	(2,099,973)	(1,660,781)	(1,824,767)	(1,798,669)	(1,926,941)
Total business-type activities	(1,318,610)	(1,254,751)	(833,302)	1,576,464	(9,381)	(437,796)	859,081	66,281	310,771	(577,207)
Total primary government	21,018,745	21,346,727	25,523,262	27,178,032	30,805,720	33,666,058	35,501,850	36,684,415	40,146,918	44,419,446
<b>Change in Net Position</b>										
Governmental activities	(834,280)	(1,412,049)	(41,230)	(1,932,377)	1,227,874	3,918,885	3,876,074	6,841,820	13,326,175	13,641,038
Business-type activities	2,983,022	1,753,255	2,764,125	8,883,154	4,427,248	2,088,917	3,310,857	2,866,512	2,429,481	2,893,144
Total primary government	\$ 2,148,742	\$ 341,206	\$ 2,722,895	\$ 6,950,777	\$ 5,655,122	\$ 6,007,802	\$ 7,186,931	\$ 9,708,332	\$ 15,755,656	\$ 16,534,182

Source: Annual Comprehensive Financial Report

**City of Lancaster, Texas**  
**Table C – Fund Balances of Governmental Funds**  
**Modified Accrual Basis of Accounting**  
**Last Ten Fiscal Years (Unaudited)**

	Fiscal Year									
	2013	2014	2015	2016	2017	2018	2019	2020	2021	2022
<b>General Fund</b>										
Nonspendable	\$ 50,317	\$ 181,550	\$ 181,224	\$ 16,290	\$ 116,498	\$ 110,373	\$ 125,850	\$ 111,681	\$ 120,924	\$ 159,024
Court security	-	-	25,509	29,106	38,013	45,457	55,458	70,498	84,640	78,707
Court technology	-	-	77,596	82,633	97,869	109,564	108,981	131,656	118,312	118,358
Committed	-	-	-	-	-	-	-	-	-	20,075,173
Assigned	-	-	-	-	-	-	-	-	-	4,231,873
Unassigned	6,447,889	5,676,223	6,383,964	6,846,881	8,815,560	12,029,708	14,025,595	15,592,738	23,036,747	6,898,290
Total general fund	\$ 6,498,206	\$ 5,857,773	\$ 6,668,293	\$ 6,974,910	\$ 9,067,940	\$ 12,295,102	\$ 14,315,884	\$ 15,906,573	\$ 23,360,623	\$ 31,561,425
<b>All Other Governmental Funds</b>										
Nonspendable	\$ 3,519	\$ 3,519	\$ 7,553	\$ -	\$ -	\$ -	\$ -	\$ -	\$ -	\$ -
Restricted for										
Housing and Urban Development	201,618	198,242	-	-	-	-	-	-	-	-
Capital projects	8,742,773	8,177,260	12,782,493	15,924,564	7,134,763	6,127,269	10,598,227	8,594,068	9,991,544	11,320,875
Debt service	352,439	397,888	602,627	808,824	1,749,893	1,949,459	3,245,575	5,297,018	7,178,670	8,406,453
Public works	1,085,362	1,395,072	1,704,102	2,067,582	2,497,565	3,085,202	3,659,232	4,317,402	4,340,081	4,788,022
Public improvement districts	254,959	324,233	443,707	613,074	829,346	839,635	1,095,705	1,379,979	1,681,744	1,801,880
Police grants	7,299	50,137	34,805	57,184	64,360	87,929	49,468	92,970	39,343	136,877
Tourism, convention centers, and arts	367,370	433,318	535,168	621,137	717,922	826,544	981,652	1,216,936	1,457,365	1,772,053
Law enforcement purposes	609,617	417,069	584,393	777,087	945,176	1,051,042	1,127,245	1,291,007	1,240,230	1,308,322
Parkland dedication	-	-	-	-	-	-	431,378	431,378	431,378	553,178
Street maintenance	-	-	-	-	-	-	-	-	-	659,450
Unassigned	-	-	-	-	-	-	200,000	659,406	(252,660)	(555)
Total all other governmental funds	\$ 11,624,956	\$ 11,396,738	\$ 16,694,848	\$ 20,869,452	\$ 13,939,025	\$ 13,967,080	\$ 21,388,482	\$ 23,280,164	\$ 26,107,695	\$ 30,746,555

Source: Annual Comprehensive Financial Report

**City of Lancaster, Texas**  
**Table D – Changes in Fund Balances of Governmental Funds**  
**Modified Accrual Basis of Accounting**  
**Last Ten Fiscal Years (Unaudited)**

	Fiscal Year									
	2013	2014	2015	2016	2017	2018	2019	2020	2021	2022
<b>Revenues</b>										
Taxes and fees	\$ 20,301,610	\$ 21,269,177	\$ 23,577,637	\$ 25,270,016	\$ 28,571,938	\$ 31,820,128	\$ 34,074,520	\$ 36,784,104	\$ 40,946,412	\$ 46,037,378
Licenses and permits	1,148,329	975,217	951,760	1,830,079	1,484,252	1,695,322	1,370,116	1,299,206	3,199,188	3,342,571
Intergovernmental	2,814,031	1,339,640	1,946,379	1,504,947	1,280,288	2,801,908	1,273,543	4,496,757	2,546,121	3,731,343
Charges for services	715,540	881,346	886,838	1,516,187	1,447,290	1,196,688	2,137,914	453,828	1,860,833	1,568,509
Fines and forfeitures	787,570	990,079	1,436,765	2,303,526	1,563,791	1,910,595	1,322,261	1,473,204	2,781,229	1,964,050
Interest	22,654	10,241	15,923	111,569	270,073	501,786	1,031,549	388,113	32,465	466,456
Miscellaneous	343,709	324,621	489,467	292,911	581,435	356,692	391,411	346,153	620,488	565,093
<b>Total revenues</b>	<b>26,133,443</b>	<b>25,790,321</b>	<b>29,304,769</b>	<b>32,829,235</b>	<b>35,199,067</b>	<b>40,283,119</b>	<b>41,601,314</b>	<b>45,241,365</b>	<b>51,986,736</b>	<b>57,675,400</b>
<b>Expenditures</b>										
<b>Current</b>										
General government	3,375,903	3,437,170	3,800,206	4,171,215	4,801,896	5,045,895	5,334,851	7,373,944	6,194,854	10,716,203
Public safety	13,336,419	13,652,389	14,978,932	16,114,990	16,252,899	16,150,528	18,193,109	17,055,566	18,566,151	21,016,777
Public works	2,650,764	2,446,367	2,740,264	2,243,874	3,018,500	2,903,095	2,963,218	3,165,128	4,518,287	4,230,705
Community development and recreation	1,087,215	1,093,189	1,044,526	1,134,586	1,576,620	1,865,836	2,090,158	2,410,715	2,280,474	-
Social and welfare	2,048,769	3,623	-	-	-	-	-	-	-	2,357,091
Capital outlay	2,830,968	1,938,125	2,090,865	1,769,198	9,531,567	5,291,763	7,564,307	6,321,116	5,107,781	1,854,424
<b>Debt Service</b>										
Principal retirement	2,126,748	2,614,905	3,168,011	3,345,838	3,432,256	3,791,760	4,426,571	4,465,820	5,852,193	4,346,908
Interest and fiscal charges	1,895,777	3,102,850	3,248,164	3,454,802	3,144,934	4,510,498	3,038,551	2,789,973	2,658,310	2,240,571
Cost of issuance of bonds	-	-	294,059	-	95,206	-	100,791	298,874	-	22,900
<b>Total expenditures</b>	<b>29,352,563</b>	<b>28,288,618</b>	<b>31,365,027</b>	<b>32,234,503</b>	<b>41,853,878</b>	<b>39,559,375</b>	<b>43,711,556</b>	<b>43,881,136</b>	<b>45,178,050</b>	<b>46,785,579</b>
Excess (deficiency) of revenues over (under) expenditures	\$ (3,219,120)	\$ (2,498,297)	\$ (2,060,258)	\$ 594,732	\$ (6,654,811)	\$ 723,744	\$ (2,110,242)	\$ 1,360,229	\$ 6,808,686	\$ 10,889,821
<b>Other Financing Sources (Uses)</b>										
Bonds issued	\$ -	\$ -	\$ 4,580,316	\$ 4,080,000	\$ -	\$ -	\$ 9,550,000	\$ -	\$ -	\$ -
Capital leases issued	-	-	1,250,000	-	-	-	24,659	-	1,674,226	-
Payment to refunding escrow agent	-	-	(18,399,389)	-	(5,632,042)	-	-	(27,907,758)	-	(2,657,100)
Premium on issuance of bonds	-	-	2,167,688	-	397,248	-	80,486	3,675,133	-	-
Proceeds from refunding bonds issued	-	-	16,934,701	-	5,330,000	-	-	24,530,000	-	2,680,000
Proceeds from capital lease	-	-	-	-	-	431,500	-	-	-	-
Capital contributions	-	-	-	-	-	-	236,500	-	-	-
Transfers from other funds	1,960,628	1,807,362	1,992,109	1,729,308	1,786,755	2,164,520	2,059,634	1,886,227	1,876,633	1,990,448
Transfers to other funds	(104,000)	(127,399)	(356,537)	(1,922,819)	(64,547)	(64,547)	(398,853)	(61,460)	(77,964)	(63,507)
<b>Total other financing sources (uses)</b>	<b>1,856,628</b>	<b>1,679,963</b>	<b>8,168,888</b>	<b>3,886,489</b>	<b>1,817,414</b>	<b>2,531,473</b>	<b>11,552,426</b>	<b>2,122,142</b>	<b>3,472,895</b>	<b>1,949,841</b>
<b>Net Change in Fund Balances</b>	<b>\$ (1,362,492)</b>	<b>\$ (818,334)</b>	<b>\$ 6,108,630</b>	<b>\$ 4,481,221</b>	<b>\$ (4,837,397)</b>	<b>\$ 3,255,217</b>	<b>\$ 9,442,184</b>	<b>\$ 3,482,371</b>	<b>\$ 10,281,581</b>	<b>\$ 12,839,662</b>
Debt service as a percentage of noncapital expenditures	15.2%	21.7%	21.9%	22.3%	20.3%	24.2%	20.7%	19.3%	21.2%	14.7%

Source: Annual Comprehensive Financial Report

**City of Lancaster, Texas**  
**Table E – Assessed and Estimated**  
**Actual Value of Taxable Property**  
**Last Ten Fiscal Years (Unaudited)**

<b>Fiscal Year</b>	<b>Residential Property</b>	<b>Commercial Property</b>	<b>Business Personal Property</b>	<b>Less Tax Exempt Property</b>	<b>Total Taxable Assessed Value<sup>a</sup></b>	<b>Total Direct Tax Rate</b>	<b>Estimated Actual Taxable Value</b>	<b>Assessed Value<sup>b</sup> as a Percentage of Actual Value</b>
2013	\$ 882,606,250	\$ 540,891,270	\$ 337,042,810	\$ 297,144,885	\$ 1,463,395,445	\$ 0.86750	\$ 1,463,395,445	100.00%
2014	\$ 937,082,890	\$ 617,747,170	\$ 376,545,200	\$ 316,696,300	\$ 1,614,678,960	\$ 0.86750	\$ 1,614,678,960	100.00%
2015	\$ 1,044,064,220	\$ 654,954,260	\$ 445,658,700	\$ 372,240,134	\$ 1,772,437,046	\$ 0.86750	\$ 1,772,437,046	100.00%
2016	\$ 1,207,302,440	\$ 741,208,550	\$ 561,067,510	\$ 463,091,833	\$ 2,046,486,667	\$ 0.86750	\$ 2,046,486,667	100.00%
2017	\$ 1,327,351,000	\$ 848,479,790	\$ 536,241,530	\$ 457,769,736	\$ 2,254,302,584	\$ 0.86750	\$ 2,254,302,584	100.00%
2018	\$ 1,581,905,170	\$ 995,032,200	\$ 580,387,360	\$ 583,754,295	\$ 2,573,570,435	\$ 0.86750	\$ 2,573,570,435	100.00%
2019	\$ 1,809,417,380	\$ 1,214,870,120	\$ 785,887,340	\$ 709,011,720	\$ 3,101,163,120	\$ 0.84090	\$ 3,101,163,120	100.00%
2020	\$ 2,013,786,870	\$ 1,362,512,500	\$ 784,932,460	\$ 436,378,276	\$ 3,724,853,554	\$ 0.81974	\$ 3,724,853,554	100.00%
2021	\$ 2,093,899,710	\$ 1,427,452,630	\$ 849,668,200	\$ 798,681,531	\$ 3,572,339,009	\$ 0.81974	\$ 3,572,339,009	100.00%
2022	\$ 2,649,382,350	\$ 1,908,765,100	\$ 1,032,042,050	\$ 1,236,403,466	\$ 4,353,786,034	\$ 0.69182	\$ 4,353,786,034	100.00%

**Source:** City of Lancaster Budget Document  
Dallas Central Appraisal District (a username and password is needed to access this info on the DCAD website)

**Note:** The County assesses property at 100% of its market value. Tax rates are per \$100 of assessed value.

<sup>a</sup> Includes adjustments to certified rolls.

<sup>b</sup> Excludes tax exempt property.

**City of Lancaster, Texas**  
**Table F – Direct and Overlapping**  
**Property Tax Rates**  
**Last Ten Fiscal Years (Unaudited)**

Fiscal Year	City Direct Rates			Overlapping Rates			
	Operating/ General Rate	General Obligation Debt Service	Total Direct	Lancaster Independent School District	Lancaster MUD#1	Dallas County	Dallas County Hospital (Parkland)
2013	0.601200	0.266300	0.867500	1.418000	1.060000	0.243100	0.271000
2014	0.601200	0.266300	0.867500	1.418000	1.060000	0.243100	0.271000
2015	0.601200	0.266300	0.867500	1.540000	1.060000	0.243100	0.286000
2016	0.601200	0.266300	0.867500	1.418000	1.060000	0.243100	0.276000
2017	0.601200	0.266300	0.867500	1.418000	1.060000	0.243100	0.276000
2018	0.601200	0.266300	0.867500	1.530000	1.000000	0.243100	0.279400
2019	0.595200	0.245725	0.840925	1.530000	1.000000	0.243100	0.269550
2020	0.605167	0.214569	0.819736	1.499900	0.950000	0.239740	0.266100
2021	0.605167	0.214569	0.819736	1.470400	0.920000	0.227946	0.255000
2022	0.531384	0.160438	0.691822	1.378100	0.920000	0.217946	0.235800

**Source:** Dallas County Tax Assessor

**City of Lancaster, Texas**  
**Table G – Principal Property Taxpayers**  
**Current Year and Nine Years Ago (Unaudited)**

Taxpayer	2022			2012		
	Assessed Value	Rank	Percentage of Total City Assessed Value <sup>a</sup>	Assessed Value	Rank	Percentage of Total City Assessed Value <sup>a</sup>
CSHV 20 35 LLC	\$ 212,436,520	1	26.2%			
Walmart Stores Inc	130,974,380	2	16.1%			
AT&T	70,975,680	3	8.7%			
PR 135 Logistics Crossing Building	65,087,480	4	8.0%			
Midpoint Owner LLC	61,037,040	5	7.5%			
Ollies Bargain Outlet Inc.	59,638,567	6	7.3%			
Oncor Electric Delivery	58,350,190	7	7.2%			
Southpointe Owner LLC	53,736,180	8	6.6%			
United Natural Foods Inc.	52,907,985	9	6.5%			
Duke Secured Financing	46,596,870	10	5.7%			
Oncor Electric Delivery				\$ 68,523,970	1	27.4%
AT&T				36,842,505	2	14.8%
Prologics & Argent LP				33,069,350	3	13.2%
United Natural Foods Inc.				30,437,436	4	12.2%
Walmart				21,342,530	5	8.5%
Pleasant Run Joint Venture				13,953,870	6	5.6%
Brasscraft Manufacturing Co.				12,435,932	7	5.0%
Tire Centers LLC				11,707,110	8	4.7%
Mobis Parts America LLC				10,800,000	9	4.3%
Southwestern Bell				10,520,840	10	4.2%
Total	\$ 811,740,892		100.0%	\$ 249,633,543		100.0%

**Source:** Dallas County Tax Office

**Note:** <sup>a</sup> Taxpayers are assessed on January 1st of each fiscal year.



**City of Lancaster, Texas**  
**Table H – Ad-Valorem Tax Levies and Collections**  
**Last Ten Fiscal Years (Unaudited)**

Fiscal Year	Taxes Levied for the Fiscal Year	Collected within the Fiscal Year of the Levy		Outstanding Delinquent Taxes	Total Collections	
		Amount	Percentage of Levy		Amount	Percentage of Levy
2013	\$ 12,624,467	\$ 12,375,869	98.03%	\$ 53,810	\$ 12,570,657	99.57%
2014	\$ 12,773,462	\$ 12,499,106	97.85%	\$ 59,749	\$ 12,713,713	99.53%
2015	\$ 14,050,021	\$ 13,785,499	98.12%	\$ 69,194	\$ 13,980,827	99.51%
2016	\$ 15,433,729	\$ 15,129,575	98.03%	\$ 80,080	\$ 15,353,649	99.48%
2017	\$ 17,874,074	\$ 17,606,753	98.50%	\$ 94,405	\$ 17,779,669	99.47%
2018	\$ 19,736,863	\$ 19,443,209	98.51%	\$ 128,719	\$ 19,608,144	99.35%
2019	\$ 22,150,576	\$ 22,097,533	99.76%	\$ 189,677	\$ 21,960,899	99.14%
2020	\$ 25,631,903	\$ 25,334,598	98.84%	\$ 588,496	\$ 25,043,407	97.70%
2021	\$ 28,092,618	\$ 27,699,321	98.60%	\$ 393,047	\$ 27,699,570	98.60%
2022	\$ 28,706,632	\$ 28,133,681	98.00%	\$ 572,951	\$ 28,133,681	98.00%

**Source:** Dallas County Tax Assessor and Collector

**City of Lancaster, Texas**  
**Table I – Ratios of Outstanding Debt by Type**  
**Last Ten Fiscal Years (Unaudited)**

Fiscal Year	Governmental Activities			Business-type Activities			Total Primary Government	Percentage of Personal Income <sup>a</sup>	Per Capita <sup>a</sup>
	General Obligation Bonds	Certificates of Obligation	Other Obligations	Water and Sewer General Obligation Bonds & Certificates of Obligation	Airport Bonds	Other Obligations			
2013	51,233,460	21,536,425	6,075,603	13,001,471	118,511	37,998	92,003,468	11.45%	2,428
2014	49,615,995	20,919,325	5,555,698	11,763,738	107,828	17,703	87,980,287	11.40%	2,311
2015	60,129,226	14,037,329	5,877,687	14,782,527	92,060	-	94,918,829	12.24%	2,481
2016	57,913,267	17,325,229	5,091,849	9,529,799	76,282	-	89,936,426	11.29%	2,284
2017	57,739,077	14,340,000	4,488,159	8,427,451	68,254	-	85,062,941	6.92%	2,217
2018	54,684,104	13,975,000	3,751,399	7,156,505	55,000	-	79,622,008	9.20%	2,022
2019	60,800,425	13,600,000	3,306,328	6,659,435	51,566	-	84,417,754	9.44%	2,138
2020	67,232,474	3,680,000	2,699,632	6,054,983	40,000	-	79,707,089	8.46%	2,042
2021	53,670,000	3,600,000	2,038,457	5,365,000	30,000	-	64,703,457	6.49%	1,568
2022	59,590,000	3,520,000	1,789,757	-	20,000	95,097	65,014,854	6.42%	1,564

**Note:** Details regarding the City's outstanding debt can be found in the notes to the financial statements.

<sup>a</sup>See Table N for personal income and population data.

**City of Lancaster, Texas**  
**Table J – Ratios of Net General Bonded Debt**  
**Outstanding *per Capita***  
**Last Ten Fiscal Years (Unaudited)**

Fiscal Year	General Bonded Debt Outstanding				Percentage of Actual Taxable Value of Property <sup>a</sup>	Per Capita <sup>b</sup>
	General Obligation Bonds	Certificates of Obligation	Less: Amounts Available in Debt Service Fund	Total		
2013	\$ 55,437,371	\$ 21,537,496	\$ 352,439	\$ 76,622,428	5.24%	2,022
2014	\$ 53,096,505	\$ 20,920,381	\$ 397,888	\$ 73,618,998	4.56%	1,934
2015	\$ 63,872,886	\$ 18,118,360	\$ 602,627	\$ 81,388,619	4.59%	2,127
2016	\$ 60,873,448	\$ 17,326,233	\$ 808,824	\$ 77,390,857	3.78%	1,965
2017	\$ 60,420,622	\$ 20,157,414	\$ 2,067,582	\$ 78,510,454	3.48%	2,047
2018	\$ 56,400,609	\$ 19,470,000	\$ 3,085,202	\$ 72,785,407	2.83%	1,848
2019	\$ 62,346,425	\$ 18,765,000	\$ 3,659,232	\$ 77,452,193	2.50%	1,962
2020	\$ 67,232,474	\$ 8,505,000	\$ 5,297,018	\$ 70,440,456	1.89%	1,804
2021	\$ 59,425,000	\$ 8,070,000	\$ 7,178,670	\$ 60,316,330	1.69%	1,461
2022	\$ 51,795,000	\$ 3,520,000	\$ 8,406,453	\$ 46,908,547	1.08%	1,129

**Note:** Details regarding the City's outstanding debt can be found in the notes to the financial statements.

<sup>a</sup>See Table E for property value data.

<sup>b</sup>See Table N for population data.

**City of Lancaster, Texas**  
**Table K – Legal Debt Margin Information**  
**Last Ten Fiscal Years (Unaudited)**

	2013	2014	2015	2016	2017	2018	2019	2020	2021	2022
Tax rate limit	\$ 2.5000	\$ 2.5000	\$ 2.5000	\$ 2.5000	\$ 2.5000	\$ 2.5000	\$ 2.5000	\$ 2.5000	\$ 2.5000	\$ 2.5000
Current tax rate	<u>0.8675</u>	<u>0.8675</u>	<u>0.8675</u>	<u>0.8675</u>	<u>0.8675</u>	<u>0.8675</u>	<u>0.8409</u>	<u>0.8197</u>	<u>0.7693</u>	<u>0.6918</u>
Available tax rate	<u>\$ 1.6325</u>	<u>\$ 1.6325</u>	<u>\$ 1.6325</u>	<u>\$ 1.6325</u>	<u>\$ 1.6325</u>	<u>\$ 1.6325</u>	<u>\$ 1.6591</u>	<u>\$ 1.6803</u>	<u>\$ 1.7307</u>	<u>\$ 1.8082</u>

**Note:** The City Charter of the City of Lancaster, Texas, does not provide for a debt limit. Under provisions of state law, the maximum tax rate is limited to \$2.50 per \$100 assessed valuation. No direct bond debt limitation is imposed on the City under current state law or the City's Charter.

**City of Lancaster, Texas**  
**Table L – Direct and Overlapping**  
**Governmental Activities Debt**  
**September 30, 2022 (Unaudited)**

<b>Governmental Unit</b>	<b>Gross Bonded Debt</b>	<b>Estimated Percentage Applicable</b>	<b>City Share of Overlapping Debt</b>
Lancaster I.S.D.	\$ 181,951,933	87.91%	\$ 159,953,944
Dallas County	236,605,000	1.13%	2,673,637
Dallas County Hospital District	559,905,000	1.13%	6,326,927
Dallas County Community College District	110,835,000	1.13%	1,252,436
Dallas I.S.D.	3,467,730	0.10%	3,467,730
Ferris I.S.D.	27,103,059	0.03%	8,131
<b>City of Lancaster (Direct Debt)</b>	<u>63,130,000</u>	100.00%	<u>63,130,000</u>
<b>Total Direct and Overlapping Debt</b>	<u>\$ 1,182,997,721</u>		<u>\$ 236,812,803</u>

**Source: Municipal Advisory Council of Texas**

**City of Lancaster, Texas**  
**Table M – Secured Revenue Coverage**  
**Last Ten Fiscal Years (Unaudited)**

<b>Water and Sewer System General Obligation Bonds and Certificates of Obligation</b>						
<b>Less:</b>						
<b>Fiscal Year</b>	<b>Total Revenues<sup>a</sup></b>	<b>Operating Expenses<sup>b</sup></b>	<b>Net Available Revenue</b>	<b>Annual Requirement<sup>c</sup></b>	<b>Times Coverage</b>	
2013	\$ 14,905,946	\$ 8,281,266	\$ 6,624,680	\$ 1,182,245	5.60	
2014	\$ 15,026,427	\$ 9,359,770	\$ 5,666,657	\$ 1,648,888	3.44	
2015	\$ 17,044,261	\$ 13,552,343	\$ 3,491,918	\$ 1,504,088	2.32	
2016	\$ 17,721,270	\$ 14,380,758	\$ 3,340,512	\$ 1,517,470	2.20	
2017	\$ 17,988,887	\$ 12,635,280	\$ 5,353,607	\$ 1,484,822	3.61	
2018	\$ 17,665,764	\$ 14,640,200	\$ 3,025,564	\$ 1,485,106	2.04	
2019	\$ 17,801,357	\$ 12,508,268	\$ 5,293,089	\$ 1,365,406	3.88	
2020	\$ 18,901,027	\$ 14,573,772	\$ 4,327,255	\$ 1,202,950	3.60	
2021	\$ 19,134,303	\$ 13,816,010	\$ 5,318,293	\$ 704,781	7.55	
2022	\$ 22,408,699	\$ 15,597,498	\$ 6,811,201	\$ 668,274	10.19	

**Note:** <sup>a</sup> Includes operating and nonoperating revenues.

<sup>b</sup> Includes operating expenses minus depreciation.

<sup>c</sup> Includes principal and interest.

# City of Lancaster, Texas

## Table N – Demographic and Economic Statistics

### Last Ten Calendar Years (Unaudited)

Year	Estimated Population <sup>a</sup>	Personal Income	Per Capita Personal Income <sup>b</sup>	Median Age <sup>b</sup>	Median Household Income <sup>b</sup>	School Enrollment <sup>c</sup>	Unemployment Rate <sup>d</sup>
2013	37,893	\$ 803,407,386	\$ 21,202	35.0	\$ 46,254	6,538	8.8%
2014	38,071	\$ 771,661,099	\$ 20,269	32.0	\$ 53,652	6,823	7.0%
2015	38,256	\$ 775,410,864	\$ 22,347	32.0	\$ 53,652	6,910	6.8%
2016	39,380	\$ 796,342,360	\$ 20,222	32.3	\$ 49,590	7,051	5.8%
2017	38,361	\$ 1,228,973,384	\$ 31,144	32.9	\$ 50,137	7,315	6.4%
2018	39,386	\$ 865,901,210	\$ 21,985	33.1	\$ 54,331	7,365	5.9%
2019	39,477	\$ 893,838,234	\$ 22,642	33.1	\$ 55,907	7,365	5.3%
2020	39,040	\$ 942,308,480	\$ 24,137	32.2	\$ 57,259	7,467	11.0%
2021	41,275	\$ 996,254,675	\$ 24,137	32.2	\$ 57,259	7,474	7.5%
2022	41,560	\$ 1,012,817,200	\$ 24,370	32.6	\$ 57,832	7,176	6.1%

**Sources:**

- <sup>a</sup> Estimated Population – North Central Texas Council of Governments
- <sup>b</sup> Per Capital Income, Median Age, Median Household Income - U.S. Census Bureau 2004-2014, and the 2015-2019 American Community Survey 5-year Estimates
- <sup>c</sup> Texas Academic Performance Report; 2020-21 District Student Information
- <sup>d</sup> Unemployment, Texas Workforce Commission, Texas LMI Database

**Note:** Personal income is calculated by multiplying estimated population by per capita personal income.

**City of Lancaster, Texas**  
**Table O – Principal Employers**  
**Current and Six Years Ago (Unaudited)**

2022				2016		
Employer	Employees	Rank	Percentage of Total City Employment	Employees	Rank	Percentage of Total City Employment
Lancaster ISD	966	1	5.11%	689	1	3.45%
Walmart	558	2	2.95%	450	2	2.25%
United National Foods Inc.	402	3	2.13%	200	5	1.00%
Oak Creek Homes/American Homestar	312	4	1.65%	280	6	1.40%
City of Lancaster	310	5	1.64%	212	4	1.06%
Cedar Valley College	296	6	1.57%	220	7	1.10%
AT&T	271	7	1.43%	200	7	1.00%
Frozen Food Express	253	8	1.34%	180	-	0.90%
Ollie's Bargain Outlet Warehouse	238	9	1.26%	0	-	0.00%
Veterans CMOP	211	10	1.12%	150	-	0.75%
Total	<u>3,817</u>		<u>20.19%</u>	<u>2,581</u>		<u>12.93%</u>

**Source:** City of Lancaster Economic Development Corporation  
2022 Estimate based upon Statewide growth



## City of Lancaster, Texas

**Table P – Full-Time Equivalent City Government Employees by Function/Program  
Last Ten Fiscal Years (Unaudited)**

Function/Program	2013	2014	2015	2016	2017	2018	2019	2020	2021	2022
General Government Division	17	41	44	36	45	61	60	77	86	72
Public Safety Division	133	140	141	139	130	131	147	126	140	139
Public Works Division	5	4	4	4	4	3	2	4	4	5
Community Development Division	10	13	17	17	17	10	7	6	7	6
Nondepartmental Division	5	-	-	-	-	-	-	-	-	-
Water and Sewer	28	22	22	23	20	17	17	20	29	24
Airport	4	5	5	6	5	5	5	4	4	4
4A LEDC Fund	1	1	1	1	2	2	2	2	2	2
4B LRDC Fund – Library	9	8	8	13	13	13	11	10	8	6
Parks and Recreation Fund	32	24	25	34	33	42	34	22	24	24
Housing	4	-	-	-	-	-	-	-	-	-
Stormwater Fund	13	13	13	8	10	10	9	12	13	6
Total	<u>260</u>	<u>271</u>	<u>280</u>	<u>281</u>	<u>279</u>	<u>294</u>	<u>294</u>	<u>283</u>	<u>317</u>	<u>288</u>

**Sources:** City of Lancaster Budget Document

**City of Lancaster, Texas**  
**Table Q – Operating Indicators by Function/Program**  
**Last Ten Fiscal Years (Unaudited)**

Function/Program	2013	2014	2015	2016	2017	2018	2019	2020	2021	2022
<b>Police</b>										
Number of police officers	51	49	54	52	44	54	55	57	54	52
Number of violations (citations)	9,432	8,185	5,808	6,698	8,110	13,014	17,726	10,422	8,748	8,182
<b>Municipal Court</b>										
Number of traffic cases	8,865	4,283	5,101	8,678	6,542	7,326	8,364	6,272	7,603	6,306
Number of city ordinance cases	322	85	1,098	1,085	330	426	438	776	775	814
<b>Fire</b>										
Number of fire fighters	56	62	62	62	63	68	66	66	66	64
Number of emergency fire responses	1,792	1,826	1,913	1,773	1,864	2,135	2,566	1,961	2,761	3,701
Number of medical emergencies	4,268	4,353	4,632	4,668	4,662	4,456	4,998	4,132	5,271	4,984
<b>Parks and Recreation</b>										
Number of acres	1,070	1,087	1,087	1,087	1,087	1,087	1,087	1,087	1,087	1,087
Number of recreation center participants	3,690	4,375	6,175	12,852	16,448	20,425	24,970	2,205	2,152	3,344
<b>Library</b>										
Volumes in collection	87,468	77,020	86,411	83,827	86,558	87,716	97,018	79,252	75,158	76,086
Number of library cardholders	27,584	30,011	35,892	10,364	35,305	36,906	12,961	13,363	20,374	21,001
<b>Water and Wastewater</b>										
Number of water accounts	12,613	12,723	12,845	14,242	15,119	15,312	15,587	15,361	16,108	16,905
Average daily water consumption (millions of gallons)	4	4	4	4	5	6	6	6	7	8
Average daily effluent (millions of gallons)	5	5	5	5	5	5	5	5	5	6

Sources: City Departments

**City of Lancaster, Texas**  
**Table R – Capital Asset Statistics by Function/Program**  
**Last Ten Fiscal Years (Unaudited)**

Function/Program	2013	2014	2015	2016	2017	2018	2019	2020	2021	2022
<b>Public Safety</b>										
Fire stations	3	3	3	3	3	3	3	3	3	3
Police stations	1	1	1	1	1	1	1	1	1	1
<b>Culture and Recreation</b>										
Parks and Recreation										
Number of parks	25	25	25	25	25	25	25	25	25	26
Number of baseball diamonds	8	8	8	8	8	8	8	8	8	8
Number of soccer/football fields	13	13	13	13	13	13	13	13	13	13
Public swimming pools	1	1	1	1	1	1	1	1	1	1
Community centers	3	3	3	3	3	3	3	1	1	1
Library	1	1	1	1	1	1	1	1	1	1
<b>Water and Wastewater</b>										
Water mains (miles)	187	188	190	208	208	209	210	213	213	215
Sanitary sewer mains (miles)	160	161	163	174	205	210	211	212	214	217
Fire hydrants	1,554	1,558	1,598	1,638	1,793	1,804	1,845	1,862	1,883	1,921

**Sources:** City Departments

**End of Document**

## CITY OF LANCASTER CITY COUNCIL

### City Council Regular Meeting

5.

**Meeting Date:** 02/27/2023

**Policy Statement:** This request supports the City Council 2022-2023 Policy Agenda

**Goal(s):** Financially Sound Government  
Healthy, Safe & Engaged Community  
Sound Infrastructure  
Quality Development  
Professional and Committed City Workforce

**Submitted by:** Opal Mauldin-Jones, City Manager

---

### **Agenda Caption:**

In accordance with Chapter 551 of the Texas Government Code (the Texas Open Meetings Act), the City Council may meet in executive session to discuss the following:

1. Section 551.071 (1)(A)(1) and (2) to seek legal advice from the City Attorney re: emergency response facilities; and
2. Proposed creation of special purpose corporation. (Texas Gov't Code Section 551.071(2); and
3. Proposed purchase, exchange, lease, or value of real property or interest in real property. (Texas Gov't Code Section 551.072).

## LANCASTER CITY COUNCIL

### City Council Regular Meeting

6.

**Meeting Date:** 02/27/2023

**Policy Statement:** This request supports the City Council 2022-2023 Policy Agenda

**Goal(s):**

- Financially Sound Government
- Healthy, Safe & Engaged Community
- Sound Infrastructure
- Quality Development
- Professional and Committed City Workforce

**Submitted by:** Opal Mauldin-Jones, City Manager

---

#### **Agenda Caption:**

Reconvene into open session. Consider and take appropriate action(s), if any, on closed/executive session matters.

#### **Background:**

This agenda item allows City Council to take action necessary, if any, on item(s) discussed in Executive Session.